100.26.131

Travis/Peterson Environmental Consulting, Inc.

Michael D. Travis P.E.
Principal

3305 Arctic Boulevard, Suite 102
Anchorage, Alaska 99503

Phone: 907-522-4337
Fax: 907-522-4313
e-mail: mtravis@tpeci.com

Laurence A. Peterson
Operations Manager

329 2nd Street
Fairbanks, Alaska 99701

Phone: 907-455-7225
Fax: 907-455-7228
e-mail: larry@tpeci.com

February 2, 2010
1197-08

RECEIVED
FEB 03 2010
CONTAMINATED SITES
FAIRBANKS

Seekins Ford-Lincoln-Mercury, Inc.
1625 Seekins Ford Drive
Fairbanks, Alaska 99701

Tamara

Attention: **Al Haynes-Service Manager**

Re: Soil Sample Results

Dear Mr. Haynes:

Travis/Peterson Environmental Consulting, Inc. (TPECI) is pleased to present our letter report summarizing data obtained from the soil samples collected on November 6, 2009 at Seekins Ford-Lincoln-Mercury (Figures 1 and 2). The purpose of sampling is to develop sufficient information about the site to initiate a long term monitoring plan and achieve site closure. This work was done without formal approval by the ADEC. However, the ADEC has in the past requested that the landowner attempt to ascertain contaminant levels beneath the slab as conditions allowed.

On November 6, 2009, TPECI employee Ryan Peterson was present onsite at Seekins to procure three soil samples from an excavation which took place inside the main shop at Seekins Ford-Lincoln-Mercury. The purpose of the subslab work was to install new automotive lifts within the facility as part of a shop upgrade. Soil was collected from three different depths, the surface, four feet below ground surface (bgs) and eight feet bgs. The soil from each depth was placed into 5 gallon buckets by the contractors performing the work for Seekins Ford because all work was scheduled to occur at night. Mr. Ryan Peterson collected soil from each bucket for screening with a photo ionization detector (PID), and laboratory analysis. The soil samples were submitted to Alaska Analytical Laboratory for laboratory analysis by the following methods:

- Gasoline range organics (GRO) by method AK101
- Diesel range organics (DRO) by method AK102 DRO; and
- Volatile Organic Compounds by method AK 8260 B.

Soil Screening Results

A total of three headspace samples were collected and analyzed with a PID. Soil from each depth was placed in zip-lock bags, and allowed to sit approximately one hour before they were

screened. Prior to analyzing the samples, the PID was calibrated using a 100-part per million isobutylene standard. The results of the PID screening appear in Table 1, below.

Table 1
PID Screening Results

Sample ID	Date Sampled	Sample Depth	Result
1	11/6/2009	Surface	2.7 ppm
2	11/6/2009	4 feet bgs	9.1 ppm
3	11/6/2009	8 feet bgs	14.8 ppm

The results of PID screening indicate the presence of volatile organic compounds within the soil. Concentrations seem to increase with depth.

Analytical Sampling Results

A total of three samples were submitted for laboratory analyses. Samples were collected directly from the buckets of material collected by the contractor. A trowel was used to transfer the soil from the buckets directly into their respective sample collection jars. Simple Green was used to decontaminate the trowel in between the collection of each sample. Samples were submitted to Alaska Analytical Laboratory. The GRO and DRO analyses were performed at Alaska Analytical Laboratory, and the VOC analyses were performed at Pace Analytical. Analytical results appear in Table 2 below. The Analytical Report is attached to this letter.

Table 2
Analytical Results

Sample ID	Date Sampled	DRO (mg/kg)	GRO (mg/kg)	Methylene Chloride (ug/kg)	n-Butyl-benzene (ug/kg)	Sec-Butyl-benzene (ug/kg)	Naphthalene (ug/kg)	n-Propylbenzene (ug/kg)	Tri-choloro-fluoro-methane (ug/kg)	1,2,4-Tri-methyl-benzene (ug/kg)	1,3,5 Tri-methyl-Benzene (ug/kg)	Xylenes (Total) (ug/kg)
Migration to Groundwater ADEC Limit				160,000	42,000	41,000	28,000	42,000	990,000	49,000	32,000	
Inhalation ADEC Limit		250	300	16	15,000	12,000	20,000	20,000	86,000	86,000	23,000	
1	11/6/2009	59.3	ND	**36.4**	ND	ND	ND	ND	ND	ND	ND	ND
2	11/6/2009	**338**	7.12	**102**	24.7	17.9	62.5	19.3	136	43.8	22.3	16.4
3	11/6/2009	89.4	2.57	**45.6**	ND	ND	44.3	ND	ND	ND	ND	ND
Trip Blank	11/6/2009	ND	ND	**180**	ND	ND	ND	ND	ND	ND	ND	ND

Bold indicates an analyte which was detected in a concentration which exceeds the ADEC MCL (18 AAC 75, updated October 2008, migration to groundwater)
ND indicates an analyte was Not Detected in a given sample
Sample 1 was collected from the surface of the excavation
Sample 2 was collected from a depth of 4 feet bgs
Sample 3 was collected from a depth of 8 feet bgs

DRO was detected in a concentration which exceeds the ADEC MCL in Sample 2. Except for methylene chloride (discussed below) no other analyte was present in a concentration which exceeded its respective MCL.

Methylene chloride was detected in all 3 samples and the trip blank at concentrations above the migration to groundwater cleanup level. The presence of this compound in all samples and the trip blank indicates that methylene chloride was a lab contaminant or environmental contaminant at the sampling location. A review of the laboratory method blanks received from Pace Analytical indicates that no methylene chloride was detected in the laboratory equipment.

However, subsequent laboratory investigations have determined that the methanol batch used for this project was contaminated with methylene chloride (See attached email). This letter was originally drafted upon receipt of the laboratory results but held by Travis/Peterson Environmental Consulting, Inc. and Seekins Ford until the source of methylene chloride in the method blank could be determined.

There appears to be low level contamination at the 4 foot depth interval. The cleanliness of the bucket used to collect the bulk samples cannot be verified. Hence the DRO levels, although useful as an indication of possible contamination existing beneath the concrete slab near the source area should not be used as an absolute indicator of contaminant concentrations. The absence of volatile organic compounds beneath the slab indicates that vapor intrusion is not an issue at this site.

Conclusions

The sampling of soil materials beneath the concrete slab at the Seekins Ford facility indicates that low level volatile organic compounds are present beneath the slab at approximately 4 feet below ground surface. Due to environmental interference and the inability to verify that clean buckets were used to collect the bulk samples, the data is unusable for regulatory decision making purposes. However, even with the cross contamination issues, there are no contaminants present in concentrations that would require an assessment of the vapor intrusion pathway.

If you have any questions regarding this report please contact me at (907) 455-7225.

Sincerely,

Edmond C. Packee, Jr. PhD. CPSSc. CPESC. CPSWQ, CESSWI
Senior Scientist

Attachments: Figures
Field Notes
Email regarding methylene chloride contamination in methanol
Laboratory Data Report

ATTACHMENT 1

FIGURES

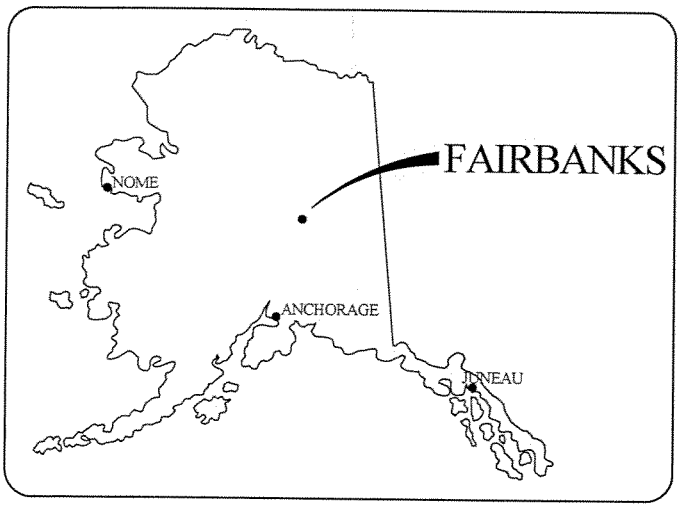

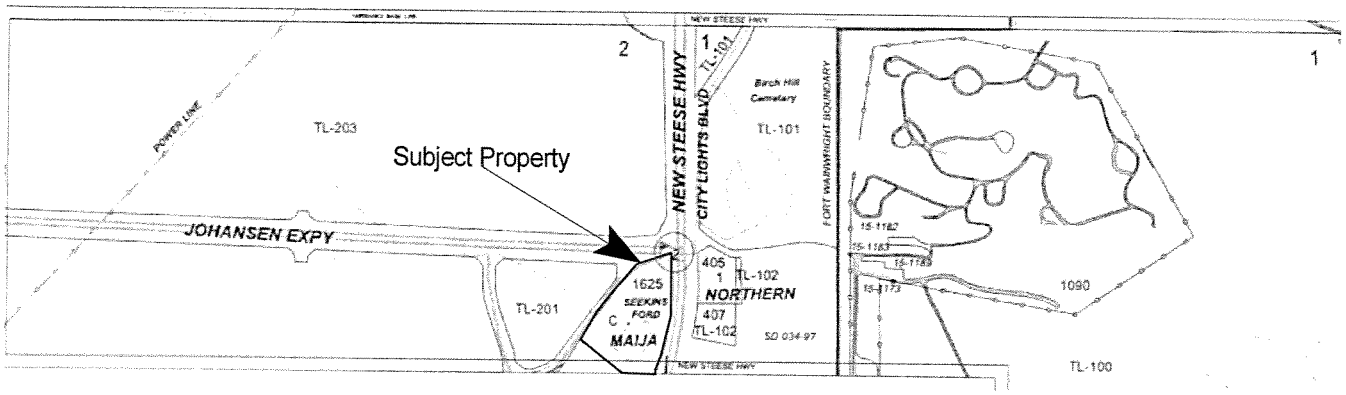

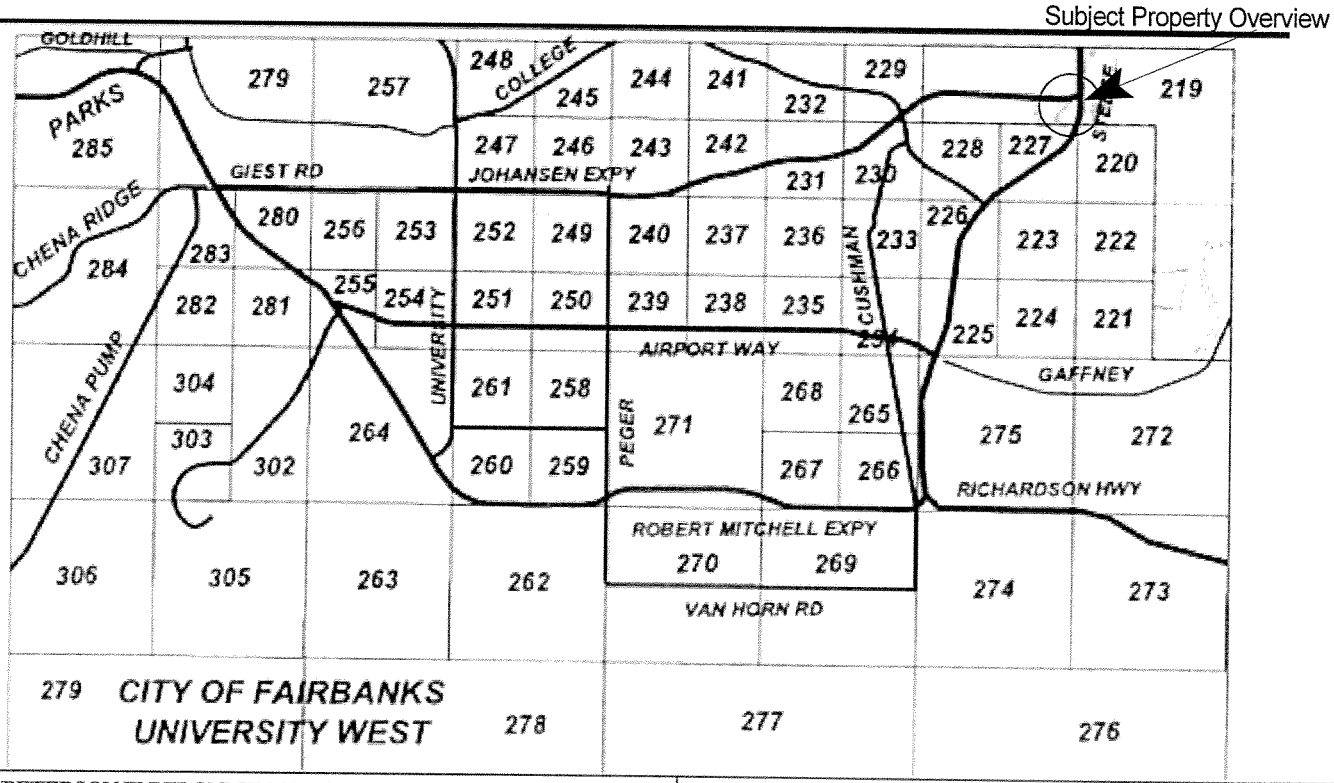

TRAVIS/PETERSON ENVIRONMENTAL CONSULTING, INC.
329 2ND STREET
FAIRBANKS, ALASKA 99701

FIGURE 1
SEEKINS FORD-LINCOLN-MERCURY LOCATION & VICINITY

PROJECT No: 1197-08	FILE: 1197/08/2009/Figure 1-Location & Vicinity.SKF	DATE: 11/23/2009	SCALE: AS SHOWN

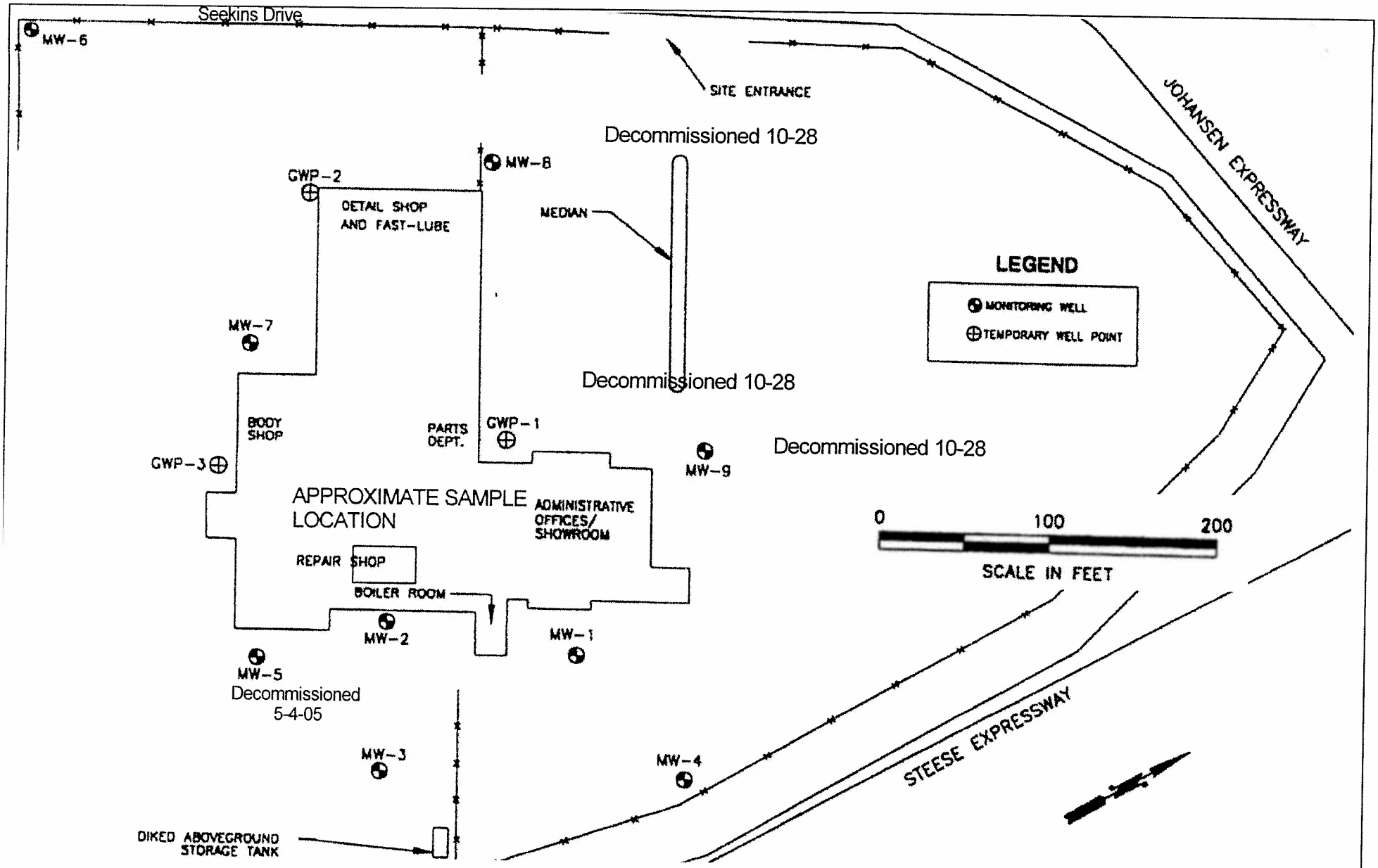

TRAVIS/PETERSON ENVIRONMENTAL CONSULTING, INC. 329 2ND STREET FAIRBANKS, ALASKA 99701	SEEKINS FORD-LINCOLN-MERCURY		FIGURE 2 SITE PLAN
PROJECT No: 1197-08	FILE: 1197/08/Figures/Figure 2-Site Plan.SKF	DATE: 11/20/2009	SCALE: AS SHOWN

ATTACHMENT 2

FIELD NOTES

11-6-09

1197-08

Arrived onsite @ 10:55am
- spoke w/ Al Haynes, directed me to 3 buckets of soil
- Bucket 1 - taken from top of excavation
- Bucket 2 - taken from ~ 4ft BGS
- Bucket 3 - taken from bottom of excavation, ~ 8 ft BGS
- collected one headspace sample from each bucket for PID

Bucket 1 - PID: 2.7 ppm
Bucket 2 - PID: 9.1 ppm
Bucket 3 - PID: 14.8 ppm

ATTACHMENT 3

EMAIL REGARDING METHYLENE CHLORIDE CONTAMINATION IN METHANOL

Larry Peterson

From: Kelley Lovejoy [klovejoy@alaska-analytical.com]
Sent: Thursday, January 28, 2010 4:21 PM
To: Eddie Packee; Larry Peterson
Cc: Melissa Shippey
Subject: FW: Methylene chloride contamination

Importance: High

-----Original Message-----
From: Kent Patton [mailto:Kent.Patton@pacelabs.com]
Sent: Thursday, January 28, 2010 3:47 PM
To: Kelley Lovejoy
Cc: Heidi Geri; Monica Carr
Subject: Methylene chloride contamination
Importance: High

Kelley

Recently you asked me to review methylene chloride hits soil samples field preserved with methanol for projects 252478, 252783 and 252129. The data points to methanol preservation being the source of methylene chloride and not the site soils. All Trip blanks were contaminated with the common laboratory solvent methylene chloride. The solvent is used to extract soils for methods AK102 and AK103 and was in use at the laboratory where the methanol preservation VOAs were stored and Trip Blanks prepared. The sample detects for the contaminated methylene chloride are all lower than the concentration in the methanol trip blank and it is reasonable to suspect that the source of methylene chloride is due to the lab provided methanol kits.

In order to test the hypothesis that the contaminant was in the methanol preservative and not in the site samples additional analyses was performed. Methanol from the same lot used for field preservation was sent from Alaska Analytical to Pace Seattle for testing. Sample 252890-01 was a 40 ml VOA that had been stored in the Alaska Analytical lab but never opened. The second sample 252890-02 was taken from an AK101 soil jar trip blank that had been prepared at the Alaska Analytical lab. Preparation required transferring methanol from a VOA to the soil jar in the laboratory. Results from this test are noted below and official reports were sent in an official laboratory report. The VOA that was not opened in the laboratory but stored in an airspace where methylene chloride is in use had detects in the same order of magnitude of site samples. VOAs of methanol preservative were not opened in the lab but in the field during sampling. The second sample that mimicked the preparation of the Trip Blank produced a result of 310 ug/kg. The pouring of methanol in the laboratory resulted in a significantly higher level of contamination.

The EPA in the functional guidelines for data review notes that the action regarding unsuitable blank results depends on the circumstances and the origin of the blank. In instances where there are more than one blank associated with the samples the blank with the highest concentration of contaminant should be used. The method blanks prepared in the laboratory were non-detect (ND) for methylene chloride. This indicates that the laboratory process to prepare the samples and the analytical system where not contributing to contamination. The is no evidence that site soils contain methylene chloride and if functional guidelines were being used on this data would be reported with a U qualifier at a reporting limit equal to the level in the Trip Blank.

Sample	Concentration of Methylene Chloride	
252478-1	36.4 ug/Kg	
252478-2	102	
252478-3	45.6	
252478-4	180	Trip Blank

MB was clean.

252783-1 151 ug/Kg
252783-2 177 Trip Blank
MB was clean.

252129-9 58.3 ug/Kg Trip Blank
252129-10 ND
252129-11 ND
252129-12 ND
252129-13 ND
252129-14 ND
MBs both ND

252890-2 61.8 ug/kg VOA with methanol
252890-1 310 ug/kg Methanol poured into Trip Blank in Alaska Prep Lab
MB was clean

The Alaska Analytical laboratory routinely analyses samples for AK101/BTEX. Methylene chloride is not detected in these analyses and methanol used for preservation of AK101/BTEX would not be negatively impacted by trace levels of methylene chloride. Due to the fact that the same preservation is used for both EPA Method 8260 and AK101/BTEX corrective action must be taken.

In the future methylene chloride free methanol preservative VOAs will be sent to Alaska Analytical from Pace Seattle. Prior to use in the field these VOAs and EPA 8260 soil jars will be stored in methylene chloride free storage area away from laboratory. Storage blanks will be maintained in this area and routinely sent back to Pace Seattle to verify VOA storage is clean. If storage blank was to have a detect of methylene chloride ½ of the reporting limit the methanol and bottles would be removed from service for EPA 8260 soil collection.

It is very unfortunate that this contamination was not anticipated and prevented. I am glad to hear that Alaska Analytical has a secure location to store sampling supplies for 8260 that is methylene chloride free and I look forward to confirming that your future sample kits are certified clean of 8260 laboratory contaminants. Following the above corrective actions will prevent this contamination from occurring in the future.

Sincerely,

Kent

Kent Patton
RSM, North and West Regions
Pace Analytical Services, Inc.
940 S. Harney St.
Seattle, WA 98108
cell: 206-450-7830

The email and documents accompanying this transmission contain confidential information belonging to the sender who is legally privileged. The information is intended only for the use of the individual(s) or entity(ies) named herein. If you are not the intended recipient, you are hereby notified that any disclosure, copying distribution or the taking of any action in reliance on the contents of this information is strictly prohibited. If you have received this in error, please immediately notify us by telephone (1.888.990.PACE) to arrange for return of the original documents.

ATTACHMENT 4

LABORATORY DATA REPORTS

Laboratory Data Review Checklist

Completed by: Molly Green

Title: Staff Scientist

Date: November 23, 2009

CS Report Name: Seekins Ford-Lincoln-Mercury

Report Date: November 18, 2009

Consultant Firm: Travis/Peterson Environmental Consulting, Inc.

Laboratory Name: Alaska Analytical Laboraory, North Pole) and Pace Analytical Laboratory (Seattle)

Laboratory Report Number: 0911001

ADEC File Number: 100.26.131

ADEC RecKey Number: 24445

1. Laboratory

   a. Did an ADEC CS approved laboratory receive and perform all of the submitted sample analyses?

      ◉ Yes ○ No Comments:

      AK101 and AK 102 performed by Alaska Analytical Laboratory and SW8260 was performed by Pace Analytical Laboratory in Seattle.

   b. If the samples were transferred to another "network" laboratory or sub-contracted to an alternate laboratory, was the laboratory performing the analyses ADEC CS approved?

      ◉ Yes ○ No Comments:

2. Chain of Custody (COC)

   a. COC information completed, signed, and dated (including released/received by)?

      ◉ Yes ○ No Comments:

      COCs between TPECI and AAL and between AAL and Pace present, completed, signed and dated.

b. Correct analyses requested?

◉ Yes ○ No Comments:

Correct analyses were requested, but the trip blanks were omitted. These were added by Kelley Lovejoy of AAL per instructions from TPECI.

3. Laboratory Sample Receipt Documentation

a. Sample/cooler temperature documented and within range at receipt (4° ± 2° C)?

○ Yes ◉ No Comments:

Cooler temperature was within 2 degrees of the target temperature when delivered to AAL, but less than 2 degrees upon arrival at Pace. According to EPA method requirements, temperatures bewteen 0 and 6 degrees are acceptable as long as the samples are not frozen or damaged. So, though slightly colder than the target range, the temperature was acceptable on both COCs.

b. Sample preservation acceptable – acidified waters, Methanol preserved VOC soil (GRO, BTEX, Volatile Chlorinated Solvents, etc.)?

◉ Yes ○ No Comments:

c. Sample condition documented – broken, leaking (Methanol), zero headspace (VOC vials)?

◉ Yes ○ No Comments:

Good.

d. If there were any discrepancies, were they documented? For example, incorrect sample containers/preservation, sample temperature outside of acceptable range, insufficient or missing samples, etc.?

◉ Yes ○ No Comments:

Trip blanks were added to the COC and the percent moisture sample for Pace to analyze was sub-sampled from 8 oz jar by AAL (AAL forgot to include percent moisture bottle in sample kit).

e. Data quality or usability affected? Explain.

Comments:

No problem.

4. Case Narrative

a. Present and understandable?

◉ Yes ○ No Comments:

b. Discrepancies, errors or QC failures identified by the lab?

◉ Yes ○ No Comments:

(1) LCS and LCSD recovery was below QC limits for bromomethane - biased low, (2) methylene chloride detected in the trip blank for method 8260, and (3) LCS and LCSD surrogate recoveries above acceptable range for GRO.

c. Were all corrective actions documented?

○ Yes ◉ No Comments:

(1) No corrective action taken regarding low bias of bromomethane, (2) result confirmed by second analysis for presence of methylene chloride in trip blank, and (3) no corrective action taken.

d. What is the effect on data quality/usability according to the case narrative?

Comments:

(1) Bromomethane results biased low, (2) methylene chloride present in trip blank and (3) effect not mentioned, LCS and LCSD recoveries acceptable for GRO and other surrogate.

5. Samples Results

a. Correct analyses performed/reported as requested on COC?

◉ Yes ○ No Comments:

b. All applicable holding times met?

◉ Yes ○ No Comments:

c. All soils reported on a dry weight basis?

◉ Yes ○ No Comments:

d. Are the reported PQLs less than the Cleanup Level or the minimum required detection level for the project?

○ Yes ◉ No Comments:

Among the analytes for which there are established cleanup limits (18 AAC 75, Table B1, migration to groundwater), the following have reporting limits that are higher than the cleanup limit: carbon tetrachloride, methylene chloride, tetrachloroethene, trichloroethene, and vinyl chloride.

e. Data quality or usability affected? Explain.

Comments:

For the analytes listed in part d, this sampling cannot confirm that soils are below the cleanup limit.

6. QC Samples

a. Method Blank

i. One method blank reported per matrix, analysis and 20 samples?

(•) Yes ( ) No Comments:

ii. All method blank results less than PQL?

(•) Yes ( ) No Comments:

iii. If above PQL, what samples are affected?

Comments:

N/A

iv. Do the affected sample(s) have data flags? If so, are the data flags clearly defined?

( ) Yes ( ) No Comments:

N/A

v. Data quality or usability affected? Explain.

Comments:

No problems.

b. Laboratory Control Sample/Duplicate (LCS/LCSD)

i. Organics – One LCS/LCSD reported per matrix, analysis and 20 samples? (LCS/LCSD required per AK methods, LCS required per SW846)

(•) Yes ( ) No Comments:

ii. Metals/Inorganics – one LCS and one sample duplicate reported per matrix, analysis and 20 samples?

( ) Yes ( ) No Comments:

N/A

iii. Accuracy – All percent recoveries (%R) reported and within method or laboratory limits? And project specified DQOs, if applicable. (AK Petroleum methods: AK101 60%-120%, AK102 75%-125%, AK103 60%-120%; all other analyses see the laboratory QC pages)

○ Yes ◉ No Comments:

Bromomethane had low recovery.

iv. Precision – All relative percent differences (RPD) reported and less than method or laboratory limits? And project specified DQOs, if applicable. RPD reported from LCS/LCSD, MS/MSD, and or sample/sample duplicate. (AK Petroleum methods 20%; all other analyses see the laboratory QC pages)

◉ Yes ○ No Comments:

v. If %R or RPD is outside of acceptable limits, what samples are affected?

Comments:

All bromomethane samples.

vi. Do the affected sample(s) have data flags? If so, are the data flags clearly defined?

◉ Yes ○ No Comments:

L2

vii. Data quality or usability affected? Explain.

Comments:

Yes, ND for bromomethane not usable data.

c. Surrogates – Organics Only

i. Are surrogate recoveries reported for organic analyses – field, QC and laboratory samples?

◉ Yes ○ No Comments:

ii. Accuracy – All percent recoveries (%R) reported and within method or laboratory limits? And project specified DQOs, if applicable. (AK Petroleum methods 50-150 %R; all other analyses see the laboratory report pages)

○ Yes ◉ No Comments:

GRO surrogate LCS and LCSD recovery was high. DRO surrogate recovered low on sample 2.

iii. Do the sample results with failed surrogate recoveries have data flags? If so, are the data flags clearly defined?

◉ Yes ○ No Comments:

iv. Data quality or usability affected? Explain.

Comments:

No. GRO LCS/LCSD was acceptable. DRO in sample 2 above the cleanup limit, so if the reading was supposed to be higher, it would not change the practical result.

d. Trip blank – Volatile analyses only (GRO, BTEX, Volatile Chlorinated Solvents, etc.): Water and Soil

i. One trip blank reported per matrix, analysis and cooler?

◉ Yes ○ No Comments:

ii. All results less than PQL?

○ Yes ◉ No Comments:

Methylene chloride detected in trip blank.

iii. If above PQL, what samples are affected?

Comments:

All methylene chloride results.

iv. Data quality or usability affected? Explain.

Comments:

Yes, methylene chloride results may not reflect true soil conditions.

e. Field Duplicate

i. One field duplicate submitted per matrix, analysis and 10 project samples?

○ Yes ◉ No Comments:

ii. Submitted blind to lab?

○ Yes ○ No Comments:

No duplicate.

iii. Precision – All relative percent differences (RPD) less than specified DQOs? (Recommended: 30% water, 50% soil)

$$\text{RPD (\%)} = \text{Absolute value of: } \frac{(R_1 - R_2)}{((R_1 + R_2)/2)} \times 100$$

Where R_1 = Sample Concentration
R_2 = Field Duplicate Concentration

○ Yes ○ No Comments:

No duplicate.

iv. Data quality or usability affected? Explain.

Comments:

No duplicate.

f. Decontamination or Equipment Blank (if applicable)

○ Yes ○ No ● Not Applicable

i. All results less than PQL?

○ Yes ○ No Comments:

N/A

ii. If above PQL, what samples are affected?

Comments:

N/A

iii. Data quality or usability affected? Explain.

Comments:

N/A

7. Other Data Flags/Qualifiers (ACOE, AFCEE, Lab Specific, etc.)

a. Defined and appropriate?

● Yes ○ No Comments:

1956 Richardson Highway
North Pole, Alaska 99705
TEL: (907) 687-7394
FAX: (907) 488-0772
Website: www.alaska-analytical.com

November 18, 2009

Eddie Packee
Travis/Peterson Enviromental Consulting Inc.
329 Second Street
Fairbanks, Alaska 99701
TEL: (907) 455-7225
FAX: (907) 455-7228

RE: Seekins 1197-08 Order No.: 0911001

Dear Eddie Packee:

Alaska Analytical Laboratory received 5 sample(s) on 11/6/2009 for the analyses presented in the following report.

There were no problems with the analytical events associated with this report unless noted in the Case Narrative. Analytical results designated with a "J" qualifier are estimated and represent a detection above the Method Detection Limit (MDL) and less than the Reporting Limit (PQL). These analytes are not reviewed nor narrated as to whether they are laboratory artifacts.

Quality control data is within laboratory defined or method specified acceptance limits except if noted.

If you have any questions regarding these tests results, please feel free to call.

Sincerely,

Kelley Lovejoy

Kelley Lovejoy
Chief Chemist
1956 Richardson Highway
North Pole, Alaska 99705

ALASKA ANALYTICAL LABORATORY

1956 Richardson Highway
North Pole, Alaska 99705
TEL: (907) 687-7394
FAX: (907) 488-0772
Website: www.alaska-analytical.com

Case Narrative

WO#: **0911001**
Date: **11/18/2009**

CLIENT: Travis/Peterson Enviromental Consulting I
Project: Seekins 1197-08

This report in its entirety consists of the documents listed below. All documents contain the Alaska Analytical Laboratory Work Order Number assigned to this report.

1. Paginated Report including: Case Narrative, Analytical Results and Applicable Quality Control Summary Reports.

2. A Cover Letter that immediately precedes the Paginated Report.

3. Paginated copies of the Chain of Custody Documents supplied with this sample set.

Concentrations reported with a J flag in the Qual field are values below the reporting limit (RL) but greater than the established method detection limit (MDL). There is greater uncertainty associated with these results and data should be considered as estimated.

Concentrations reported with an E flag in the Qual field are values that exceed the upper quantification range. There is greater uncertainty associated with these results and data should be considered as estimated.

Any comments or problems with the analytical events associated with this report are noted below.

0911001-001C SW8260BS was subcontracted
0911001-002C SW8260BS was subcontracted
0911001-003C SW8260BS was subcontracted
0911001-005A SW8260BS was subcontracted

Alaska Analytical Laboratory, Inc. subcontracted 4 soil samples for EPA 8260. The analysis was performed by Pace Analytical Services, Inc. of Seattle, WA. Their report is attached for your use.

If you have any questions regarding these tests results, please feel free to call.

1956 Richardson Highway
North Pole, Alaska 99705
TEL: (907) 687-7394
FAX: (907) 488-0772
Website: www.alaska-analytical.com

Analytical Report

(consolidated)

WO#: **0911001**

Date Reported: **11/18/2009**

CLIENT: Travis/Peterson Enviromental Consulting Inc. **Collection Date:** 11/6/2009 11:05:00 AM

Project: Seekins 1197-08

Lab ID: 0911001-001 **Matrix:** SOIL

Client Sample ID 1

Analyses	Result	RL	Qual	Units	DF	Date Analyzed
DIESEL RANGE ORGANICS				**AK102**	**SW3545**	Analyst: **KL**
Diesel Range Organics C10-C25	59.3	10.7	*	mg/Kg-dry	1	11/9/2009 6:39:01 PM
Surr: o-Terphenyl	87.2	50-150		%REC	1	11/9/2009 6:39:01 PM

NOTES:

* Sample Chromatogram does not have the typical hydrocarbon pattern when compared to the standard chromatogram.

PERCENT MOISTURE				**D2216**		Analyst: **KL**
Percent Moisture	9.15	1.00		wt%	1	11/7/2009 2:14:04 PM
GASOLINE RANGE ORGANICS				**AK101**	**SW5035**	Analyst: **KL**
Gasoline Range Organics C6-C10	ND	5.61		mg/Kg-dry	50	11/9/2009 3:24:12 PM
Surr: 4-Bromofluorobenzene	73.6	50-150		%REC	50	11/9/2009 3:24:12 PM
Surr: a,a,a-trifluorotoluene	66.4	50-150		%REC	50	11/9/2009 3:24:12 PM

Qualifiers:

*/X	Value exceeds Maximum Contaminant Level	B	Analyte detected in the associated Method Blank
E	Value above quantitation range	H	Holding times for preparation or analysis exceeded
M	Manual Integration used to determine area response	ND	Not Detected at the Method Detection Limit
PL	Permit Limit	RL	Reporting Detection Limit
S	Spike Recovery outside accepted recovery limits		

ALASKA ANALYTICAL LABORATORY

1956 Richardson Highway
North Pole, Alaska 99705
TEL: (907) 687-7394
FAX: (907) 488-0772
Website: www.alaska-analytical.com

Analytical Report

(consolidated)

WO#: **0911001**

Date Reported: **11/18/2009**

CLIENT: Travis/Peterson Enviromental Consulting Inc. **Collection Date:** 11/6/2009 11:10:00 AM

Project: Seekins 1197-08

Lab ID: 0911001-002 **Matrix:** SOIL

Client Sample ID 2

Analyses	Result	RL	Qual	Units	DF	Date Analyzed
DIESEL RANGE ORGANICS				**AK102**	**SW3545**	Analyst: **KL**
Diesel Range Organics C10-C25	338	21.7	*	mg/Kg-dry	2	11/10/2009 1:09:45 PM
Surr: o-Terphenyl	38.4	50-150	S*	%REC	2	11/10/2009 1:09:45 PM

NOTES:

* Dilution used resulted in surrogate values outside the established control Limits.

* Sample Chromatogram does not have the typical hydrocarbon pattern when compared to the standard chromatogram.

PERCENT MOISTURE				**D2216**		Analyst: **KL**
Percent Moisture	10.1	1.00		wt%	1	11/7/2009 2:14:04 PM
GASOLINE RANGE ORGANICS				**AK101**	**SW5035**	Analyst: **KL**
Gasoline Range Organics C6-C10	7.12	6.16	*	mg/Kg-dry	50	11/9/2009 3:51:11 PM
Surr: 4-Bromofluorobenzene	84.7	50-150		%REC	50	11/9/2009 3:51:11 PM
Surr: a,a,a-trifluorotoluene	70.7	50-150		%REC	50	11/9/2009 3:51:11 PM

NOTES:

* Sample Chromatogram does not have the typical hydrocarbon pattern when compared to the standard chromatogram.

Qualifiers:

*/X	Value exceeds Maximum Contaminant Level	B	Analyte detected in the associated Method Blank
E	Value above quantitation range	H	Holding times for preparation or analysis exceeded
M	Manual Integration used to determine area response	ND	Not Detected at the Method Detection Limit
PL	Permit Limit	RL	Reporting Detection Limit
S	Spike Recovery outside accepted recovery limits		

ALASKA ANALYTICAL LABORATORY

1956 Richardson Highway
North Pole, Alaska 99705
TEL: (907) 687-7394
FAX: (907) 488-0772
Website: www.alaska-analytical.com

Analytical Report

(consolidated)

WO#: **0911001**

Date Reported: **11/18/2009**

CLIENT: Travis/Peterson Enviromental Consulting Inc. **Collection Date:** 11/6/2009 11:15:00 AM

Project: Seekins 1197-08

Lab ID: 0911001-003 **Matrix:** SOIL

Client Sample ID 3

Analyses	Result	RL	Qual	Units	DF	Date Analyzed
DIESEL RANGE ORGANICS				**AK102**	**SW3545**	Analyst: **KL**
Diesel Range Organics C10-C25	89.4	10.3	*	mg/Kg-dry	1	11/9/2009 8:16:10 PM
Surr: o-Terphenyl	69.2	50-150		%REC	1	11/9/2009 8:16:10 PM

NOTES:

* Sample Chromatogram does not have the typical hydrocarbon pattern when compared to the standard chromatogram.

PERCENT MOISTURE				**D2216**		Analyst: **KL**
Percent Moisture	6.13	1.00		wt%	1	11/7/2009 2:14:04 PM
GASOLINE RANGE ORGANICS				**AK101**	**SW5035**	Analyst: **KL**
Gasoline Range Organics C6-C10	2.57	5.31	J	mg/Kg-dry	50	11/9/2009 4:45:20 PM
Surr: 4-Bromofluorobenzene	85.5	50-150		%REC	50	11/9/2009 4:45:20 PM
Surr: a,a,a-trifluorotoluene	74.3	50-150		%REC	50	11/9/2009 4:45:20 PM

Qualifiers:

*/X	Value exceeds Maximum Contaminant Level	B	Analyte detected in the associated Method Blank
E	Value above quantitation range	H	Holding times for preparation or analysis exceeded
M	Manual Integration used to determine area response	ND	Not Detected at the Method Detection Limit
PL	Permit Limit	RL	Reporting Detection Limit
S	Spike Recovery outside accepted recovery limits		

1956 Richardson Highway
North Pole, Alaska 99705
TEL: (907) 687-7394
FAX: (907) 488-0772
Website: www.alaska-analytical.com

Analytical Report

(consolidated)

WO#: **0911001**

Date Reported: **11/18/2009**

CLIENT: Travis/Peterson Enviromental Consulting Inc. **Collection Date:** 11/6/2009 11:20:00 AM

Project: Seekins 1197-08

Lab ID: 0911001-004 **Matrix:** SOIL

Client Sample ID Trip Blank GRO

Analyses	Result	RL	Qual	Units	DF	Date Analyzed
GASOLINE RANGE ORGANICS				**AK101**	**SW5035**	Analyst: **KL**
Gasoline Range Organics C6-C10	ND	10.3		mg/Kg	50	11/9/2009 5:12:21 PM
Surr: 4-Bromofluorobenzene	57.4	50-150		%REC	50	11/9/2009 5:12:21 PM
Surr: a,a,a-trifluorotoluene	51.4	50-150		%REC	50	11/9/2009 5:12:21 PM

Qualifiers:

*/X	Value exceeds Maximum Contaminant Level	B	Analyte detected in the associated Method Blank
E	Value above quantitation range	H	Holding times for preparation or analysis exceeded
M	Manual Integration used to determine area response	ND	Not Detected at the Method Detection Limit
PL	Permit Limit	RL	Reporting Detection Limit
S	Spike Recovery outside accepted recovery limits		

CLIENT: Travis/Peterson Enviromental Consulting I
Work Order: 0911001
Project: Seekins 1197-08

QC SUMMARY REPORT

TestCode: AK101S

Sample ID: **LCS-34** SampType: **LCS** TestCode: **AK101S** Units: **mg/Kg** Prep Date: **11/9/2009** RunNo: **61**
Client ID: **LCSS** Batch ID: **34** TestNo: **AK101** **SW5035** Analysis Date: **11/9/2009** SeqNo: **496**

Analyte	Result	PQL	SPK value	SPK Ref Val	%REC	LowLimit	HighLimit	RPD Ref Val	%RPD	RPDLimit	Qual
Gasoline Range Organics C6-C10	137	10.0	125.0	0	110	60	120				
Surr: 4-Bromofluorobenzene	2.28		2.500		91.3	60	120				
Surr: a,a,a-trifluorotoluene	3.51		2.500		141	60	120				S*

Sample ID: **LCSD-34** SampType: **LCSD** TestCode: **AK101S** Units: **mg/Kg** Prep Date: **11/9/2009** RunNo: **61**
Client ID: **LCSS02** Batch ID: **34** TestNo: **AK101** **SW5035** Analysis Date: **11/9/2009** SeqNo: **497**

Analyte	Result	PQL	SPK value	SPK Ref Val	%REC	LowLimit	HighLimit	RPD Ref Val	%RPD	RPDLimit	Qual
Gasoline Range Organics C6-C10	119	10.0	125.0	0	95.4	60	120	137.0	13.8	20	
Surr: 4-Bromofluorobenzene	2.43		2.500		97.0	60	120		0	0	
Surr: a,a,a-trifluorotoluene	3.39		2.500		136	60	120		0	0	S*

Sample ID: **MB-34** SampType: **MBLK** TestCode: **AK101S** Units: **mg/Kg** Prep Date: **11/9/2009** RunNo: **61**
Client ID: **PBS** Batch ID: **34** TestNo: **AK101** **SW5035** Analysis Date: **11/9/2009** SeqNo: **498**

Analyte	Result	PQL	SPK value	SPK Ref Val	%REC	LowLimit	HighLimit	RPD Ref Val	%RPD	RPDLimit	Qual
Gasoline Range Organics C6-C10	ND	10.0									
Surr: 4-Bromofluorobenzene	2.58		3.000		86.0	60	120				
Surr: a,a,a-trifluorotoluene	2.16		3.000		71.9	60	120				

NOTES:
* Client contacted regarding qualifier.
* Client contacted regarding qualifier.
Laboratory has not yet statistically defined control limits. Utilizing Alaska Method advisory limits.
Laboratory has not yet statistically defined control limits. Utilizing Alaska Method advisory limits.

Qualifiers:

*/X	Value exceeds Maximum Contaminant Level	E	Value above quantitation range	H	Holding times for preparation or analys
M	Manual Integration used to determine area response	ND	Not Detected at the Method Detection Limit	P	Second column confirmation exceeds
R	RPD outside accepted recovery limits	RL	Reporting Detection Limit	S	Spike Recovery outside accepted recov

CLIENT: Travis/Peterson Enviromental Consulting I
Work Order: 0911001
Project: Seekins 1197-08

QC SUMMARY REPORT

TestCode: AK102S

Sample ID: **LCS-33** SampType: **LCS** TestCode: **AK102S** Units: **mg/Kg** Prep Date: **11/9/2009** RunNo: **62**
Client ID: **LCSS** Batch ID: **33** TestNo: **AK102** **SW3545** Analysis Date: **11/9/2009** SeqNo: **503**

Analyte	Result	PQL	SPK value	SPK Ref Val	%REC	LowLimit	HighLimit	RPD Ref Val	%RPD	RPDLimit	Qual
Diesel Range Organics C10-C25	75.6	10.0	100.0	0	75.6	75	125				
Surr: o-Terphenyl	1.82		2.000		90.8	60	120				

Sample ID: **LCSD-33** SampType: **LCSD** TestCode: **AK102S** Units: **mg/Kg** Prep Date: **11/9/2009** RunNo: **62**
Client ID: **LCSS02** Batch ID: **33** TestNo: **AK102** **SW3545** Analysis Date: **11/9/2009** SeqNo: **504**

Analyte	Result	PQL	SPK value	SPK Ref Val	%REC	LowLimit	HighLimit	RPD Ref Val	%RPD	RPDLimit	Qual
Diesel Range Organics C10-C25	86.5	10.0	100.0	0	86.5	75	125	75.59	13.5	20	
Surr: o-Terphenyl	2.13		2.000		106	60	120		0	0	

Sample ID: **MB-33** SampType: **MBLK** TestCode: **AK102S** Units: **mg/Kg** Prep Date: **11/9/2009** RunNo: **62**
Client ID: **PBS** Batch ID: **33** TestNo: **AK102** **SW3545** Analysis Date: **11/9/2009** SeqNo: **505**

Analyte	Result	PQL	SPK value	SPK Ref Val	%REC	LowLimit	HighLimit	RPD Ref Val	%RPD	RPDLimit	Qual
Diesel Range Organics C10-C25	ND	10.0									
Surr: o-Terphenyl	1.59		2.000		79.6	60	120				

Qualifiers:

*/X	Value exceeds Maximum Contaminant Level	E	Value above quantitation range	H	Holding times for preparation or analys
M	Manual Integration used to determine area response	ND	Not Detected at the Method Detection Limit	P	Second column confirmation exceeds
R	RPD outside accepted recovery limits	RL	Reporting Detection Limit	S	Spike Recovery outside accepted recov

1956 Richardson Highway
North Pole, Alaska 99705
TEL: (907) 687-7394
FAX: (907) 488-0772
Website: www.alaska-analytical.com

Sample Receipt Checklist

Client Name: **TPECI03** Date and Time Received: **11/6/2009 2:04:26 PM**

Work Order Number **0911001** RcptNo: **1** Received by: **Kelley Lovejoy**

Completed by: Reviewed by:

Completed Date: 11/10/2009 11:38:50 AM Reviewed Date:

Carrier name: Client

Chain of custody present?	Yes ☑	No ☐	
Chain of custody signed when relinquished and received?	Yes ☑	No ☐	
Chain of custody agrees with sample labels?	Yes ☐	No ☑	
Are matrices correctly identified on Chain of custody?	Yes ☑	No ☐	
Is it clear what analyses were requested?	Yes ☑	No ☐	
Custody seals intact on sample bottles?	Yes ☐	No ☐	Not Present ☑
Samples in proper container/bottle?	Yes ☑	No ☐	
Were correct preservatives used and noted?	Yes ☑	No ☐	
Sample containers intact?	Yes ☑	No ☐	
Sufficient sample volume for indicated test?	Yes ☑	No ☐	
Were container lables complete (ID, Pres, Date)?	Yes ☑	No ☐	
All samples received within holding time?	Yes ☑	No ☐	
Was an attempt made to cool the samples?	Yes ☐	No ☑	
All samples received at a temp. of > 0° C to 6.0° C?	Yes ☑	No ☐	
Response when temperature is outside of range:			
Preservative added to bottles:			
Sample Temp. taken and recorded upon receipt?	Yes ☑	No ☐	2.4 To 2.4 °
Water - Were bubbles absent in VOC vials?	Yes ☐	No ☐	No Vials ☑
Water - Was there Chlorine Present?	Yes ☐	No ☐	NA ☑
Water - pH acceptable upon receipt?	Yes ☐	No ☐	No Water ☑
Are Samples considered acceptable?	Yes ☑	No ☐	
Custody Seals present?	Yes ☑	No ☐	
Traffic Report or Packing Lists present?	Yes ☑	No ☐	
Airbill or Sticker?	Air Bill ☑	Sticker ☐	Not Present ☐
Airbill No:			
Sample Tags Present?	Yes ☐	No ☑	
Sample Tags Listed on COC?	Yes ☐	No ☑	
Tag Numbers:			
Sample Condition?	Intact ☑	Broken ☐	Leaking ☐

Case Number: SDG: SAS:

Adjusted? _____ Checked by

Any No and/or NA (not applicable) response must be detailed in the comments section below.

SampID	ContainerID	Type	Org pH	Adj pH	Req Min pH	Req Max pH
0911001-001A	Container-1 of 1	Bottle				
0911001-001B	Container-1 of 1	Bottle				
0911001-001C	Container-1 of 1	Bottle				
0911001-002A	Container-1 of 1	Bottle				
0911001-002B	Container-1 of 1	Bottle				
0911001-002C	Container-1 of 1	Bottle				
0911001-003A	Container-1 of 1	Bottle				
0911001-003B	Container-1 of 1	Bottle				
0911001-003C	Container-1 of 1	Bottle				
0911001-004A	Container-1 of 1	Bottle				
0911001-005A	Container-1 of 1	Bottle				

Cooler Information

Cooler No	Temp °C	Condition	Seal Intact	Seal No	Seal Date	Signed By
1	3.1	Good	Yes		11/6/2009	Ryan Peterson

Adjusted? _____ Checked by _____

Any No and/or NA (not applicable) response must be detailed in the comments section below.

Client Contacted? ☑ Yes ☐ No Person Contacted: Molly Green Comments:

Contact Mode: ☑ Phone: ☐ Fax: ☐ Email: ☐ In Person:

Client Instructions: Add trip blanks to the COC, subsample pmoist for Pace from 8oz jar.

Date Contacted: 11/6/2009 Contacted By: Kelley Lovejoy

Regarding: Trip Blanks on COC, Subsampling pmoist for Pace

CorrectiveAction:

Pace Analytical®
www.pacelabs.com

Pace Analytical Services, Inc.
940 South Harney
Seattle, WA 98108
(206)767-5060

November 18, 2009

Kelley Lovejoy
Alaska Analytical Laboratory
1956 Richardson Highway
North Pole, AK 99705

RE: Project: Seekins 1197-08
Pace Project No.: 252478

Dear Kelley Lovejoy:
Enclosed are the analytical results for sample(s) received by the laboratory on November 07, 2009. The results relate only to the samples included in this report. Results reported herein conform to the most current NELAC standards, where applicable, unless otherwise narrated in the body of the report.

If you have any questions concerning this report, please feel free to contact me.

Sincerely,

Heidi Geri

heidi.geri@pacelabs.com
Project Manager

Enclosures

This report shall not be reproduced, except in full,
without the written consent of Pace Analytical Services, Inc..

ACCREDITED IN ACCORDANCE WITH nelac

Pace Analytical Services, Inc.
940 South Harney
Seattle, WA 98108
(206)767-5060

CERTIFICATIONS

Project: Seekins 1197-08
Pace Project No.: 252478

Washington Certification IDs
Washington Certification #: C1229
Oregon Certification #: WA200007
Florida/NELAP Certification #: E87617
Alaska CS Certification #: UST-025

Alaska Drinking Water Micro Certification #: WA01230
Alaska Drinking Water VOC Certification #: WA01-09
California Certification #: 01153CA

This report shall not be reproduced, except in full,
without the written consent of Pace Analytical Services, Inc..

Pace Analytical®
www.pacelabs.com

Pace Analytical Services, Inc.
940 South Harney
Seattle, WA 98108
(206)767-5060

PROJECT NARRATIVE

Project: Seekins 1197-08
Pace Project No.: 252478

Method: **EPA 8260**
Description: 8260 MSV Medium LL
Client: Alaska Analytical Lab
Date: November 18, 2009

General Information:
4 samples were analyzed for EPA 8260. All samples were received in acceptable condition with any exceptions noted below.

Hold Time:
The samples were analyzed within the method required hold times with any exceptions noted below.

Sample Preparation:
The samples were prepared in accordance with EPA 5035A/5030B with any exceptions noted below.

Initial Calibrations (including MS Tune as applicable):
All criteria were within method requirements with any exceptions noted below.

Continuing Calibration:
All criteria were within method requirements with any exceptions noted below.

Internal Standards:
All internal standards were within QC limits with any exceptions noted below.

Surrogates:
All surrogates were within QC limits with any exceptions noted below.

Method Blank:
All analytes were below the report limit in the method blank with any exceptions noted below.

Laboratory Control Spike:
All laboratory control spike compounds were within QC limits with any exceptions noted below.

QC Batch: MSV/1686

L2: Analyte recovery in the laboratory control sample (LCS) was below QC limits. Results for this analyte in associated samples may be biased low.

- LCS (Lab ID: 15609)
  - Bromomethane
- LCSD (Lab ID: 15610)
  - Bromomethane

Matrix Spikes:
All percent recoveries and relative percent differences (RPDs) were within acceptance criteria with any exceptions noted below.

Duplicate Sample:
All duplicate sample results were within method acceptance criteria with any exceptions noted below.

Additional Comments:

This report shall not be reproduced, except in full,
without the written consent of Pace Analytical Services, Inc..

ACCREDITED IN ACCORDANCE WITH nelac

Pace Analytical®
www.pacelabs.com

Pace Analytical Services, Inc.
940 South Harney
Seattle, WA 98108
(206)767-5060

PROJECT NARRATIVE

Project: Seekins 1197-08
Pace Project No.: 252478

Method: **EPA 8260**
Description: 8260 MSV Medium LL
Client: Alaska Analytical Lab
Date: November 18, 2009

Analyte Comments:

QC Batch: MSV/1686

C0: Result confirmed by second analysis.

- Trip Blank 8260 (Lab ID: 252478004)
  - Methylene chloride

This report shall not be reproduced, except in full,
without the written consent of Pace Analytical Services, Inc..

ACCREDITED IN ACCORDANCE WITH nelac

Pace Analytical®
www.pacelabs.com

Pace Analytical Services, Inc.
940 South Harney
Seattle, WA 98108
(206)767-5060

PROJECT NARRATIVE

Project: Seekins 1197-08
Pace Project No.: 252478

Method: **ASTM D2974-87**
Description: Percent Moisture
Client: Alaska Analytical Lab
Date: November 18, 2009

General Information:
3 samples were analyzed for ASTM D2974-87. All samples were received in acceptable condition with any exceptions noted below.

Hold Time:
The samples were analyzed within the method required hold times with any exceptions noted below.

Initial Calibrations (including MS Tune as applicable):
All criteria were within method requirements with any exceptions noted below.

Continuing Calibration:
All criteria were within method requirements with any exceptions noted below.

Internal Standards:
All internal standards were within QC limits with any exceptions noted below.

Surrogates:
All surrogates were within QC limits with any exceptions noted below.

Method Blank:
All analytes were below the report limit in the method blank with any exceptions noted below.

Laboratory Control Spike:
All laboratory control spike compounds were within QC limits with any exceptions noted below.

Matrix Spikes:
All percent recoveries and relative percent differences (RPDs) were within acceptance criteria with any exceptions noted below.

Duplicate Sample:
All duplicate sample results were within method acceptance criteria with any exceptions noted below.

Additional Comments:

This data package has been reviewed for quality and completeness and is approved for release.

This report shall not be reproduced, except in full,
without the written consent of Pace Analytical Services, Inc..

ACCREDITED IN ACCORDANCE WITH nelac

Pace Analytical®
www.pacelabs.com

Pace Analytical Services, Inc.
940 South Harney
Seattle, WA 98108
(206)767-5060

ANALYTICAL RESULTS

Project: Seekins 1197-08
Pace Project No.: 252478

Sample: 1 **Lab ID: 252478001** Collected: 11/06/09 11:05 Received: 11/07/09 10:29 Matrix: Solid

Results reported on a "dry-weight" basis

Parameters	Results	Units	Report Limit	DF	Prepared	Analyzed	CAS No.	Qual
8260 MSV Medium LL	Analytical Method: EPA 8260 Preparation Method: EPA 5035A/5030B							
Acetone	ND	ug/kg	137	1	11/17/09 03:46	11/17/09 03:46	67-64-1	
Benzene	ND	ug/kg	11.0	1	11/17/09 03:46	11/17/09 03:46	71-43-2	
Bromobenzene	ND	ug/kg	13.7	1	11/17/09 03:46	11/17/09 03:46	108-86-1	
Bromochloromethane	ND	ug/kg	13.7	1	11/17/09 03:46	11/17/09 03:46	74-97-5	
Bromodichloromethane	ND	ug/kg	13.7	1	11/17/09 03:46	11/17/09 03:46	75-27-4	
Bromoform	ND	ug/kg	13.7	1	11/17/09 03:46	11/17/09 03:46	75-25-2	
Bromomethane	ND	ug/kg	13.7	1	11/17/09 03:46	11/17/09 03:46	74-83-9	L2
2-Butanone (MEK)	ND	ug/kg	137	1	11/17/09 03:46	11/17/09 03:46	78-93-3	
n-Butylbenzene	ND	ug/kg	13.7	1	11/17/09 03:46	11/17/09 03:46	104-51-8	
sec-Butylbenzene	ND	ug/kg	13.7	1	11/17/09 03:46	11/17/09 03:46	135-98-8	
tert-Butylbenzene	ND	ug/kg	13.7	1	11/17/09 03:46	11/17/09 03:46	98-06-6	
Carbon disulfide	ND	ug/kg	13.7	1	11/17/09 03:46	11/17/09 03:46	75-15-0	
Carbon tetrachloride	ND	ug/kg	13.7	1	11/17/09 03:46	11/17/09 03:46	56-23-5	
Chlorobenzene	ND	ug/kg	13.7	1	11/17/09 03:46	11/17/09 03:46	108-90-7	
Chloroethane	ND	ug/kg	13.7	1	11/17/09 03:46	11/17/09 03:46	75-00-3	
Chloroform	ND	ug/kg	13.7	1	11/17/09 03:46	11/17/09 03:46	67-66-3	
Chloromethane	ND	ug/kg	13.7	1	11/17/09 03:46	11/17/09 03:46	74-87-3	
2-Chlorotoluene	ND	ug/kg	13.7	1	11/17/09 03:46	11/17/09 03:46	95-49-8	
4-Chlorotoluene	ND	ug/kg	13.7	1	11/17/09 03:46	11/17/09 03:46	106-43-4	
1,2-Dibromo-3-chloropropane	ND	ug/kg	13.7	1	11/17/09 03:46	11/17/09 03:46	96-12-8	
Dibromochloromethane	ND	ug/kg	13.7	1	11/17/09 03:46	11/17/09 03:46	124-48-1	
1,2-Dibromoethane (EDB)	ND	ug/kg	13.7	1	11/17/09 03:46	11/17/09 03:46	106-93-4	
Dibromomethane	ND	ug/kg	13.7	1	11/17/09 03:46	11/17/09 03:46	74-95-3	
1,2-Dichlorobenzene	ND	ug/kg	13.7	1	11/17/09 03:46	11/17/09 03:46	95-50-1	
1,3-Dichlorobenzene	ND	ug/kg	13.7	1	11/17/09 03:46	11/17/09 03:46	541-73-1	
1,4-Dichlorobenzene	ND	ug/kg	13.7	1	11/17/09 03:46	11/17/09 03:46	106-46-7	
Dichlorodifluoromethane	ND	ug/kg	13.7	1	11/17/09 03:46	11/17/09 03:46	75-71-8	
1,1-Dichloroethane	ND	ug/kg	13.7	1	11/17/09 03:46	11/17/09 03:46	75-34-3	
1,2-Dichloroethane	ND	ug/kg	13.7	1	11/17/09 03:46	11/17/09 03:46	107-06-2	
1,2-Dichloroethene (Total)	ND	ug/kg	13.7	1	11/17/09 03:46	11/17/09 03:46	540-59-0	
1,1-Dichloroethene	ND	ug/kg	13.7	1	11/17/09 03:46	11/17/09 03:46	75-35-4	
cis-1,2-Dichloroethene	ND	ug/kg	13.7	1	11/17/09 03:46	11/17/09 03:46	156-59-2	
trans-1,2-Dichloroethene	ND	ug/kg	13.7	1	11/17/09 03:46	11/17/09 03:46	156-60-5	
1,2-Dichloropropane	ND	ug/kg	13.7	1	11/17/09 03:46	11/17/09 03:46	78-87-5	
1,3-Dichloropropane	ND	ug/kg	13.7	1	11/17/09 03:46	11/17/09 03:46	142-28-9	
2,2-Dichloropropane	ND	ug/kg	13.7	1	11/17/09 03:46	11/17/09 03:46	594-20-7	
1,1-Dichloropropene	ND	ug/kg	13.7	1	11/17/09 03:46	11/17/09 03:46	563-58-6	
cis-1,3-Dichloropropene	ND	ug/kg	13.7	1	11/17/09 03:46	11/17/09 03:46	10061-01-5	
trans-1,3-Dichloropropene	ND	ug/kg	13.7	1	11/17/09 03:46	11/17/09 03:46	10061-02-6	
Ethylbenzene	ND	ug/kg	13.7	1	11/17/09 03:46	11/17/09 03:46	100-41-4	
Hexachloro-1,3-butadiene	ND	ug/kg	27.5	1	11/17/09 03:46	11/17/09 03:46	87-68-3	
2-Hexanone	ND	ug/kg	137	1	11/17/09 03:46	11/17/09 03:46	591-78-6	
Isopropylbenzene (Cumene)	ND	ug/kg	13.7	1	11/17/09 03:46	11/17/09 03:46	98-82-8	
p-Isopropyltoluene	ND	ug/kg	13.7	1	11/17/09 03:46	11/17/09 03:46	99-87-6	
Methylene chloride	**36.4**	ug/kg	27.5	1	11/17/09 03:46	11/17/09 03:46	75-09-2	
4-Methyl-2-pentanone (MIBK)	ND	ug/kg	137	1	11/17/09 03:46	11/17/09 03:46	108-10-1	

This report shall not be reproduced, except in full,
without the written consent of Pace Analytical Services, Inc..

ACCREDITED IN ACCORDANCE WITH nelac

Pace Analytical®
www.pacelabs.com

Pace Analytical Services, Inc.
940 South Harney
Seattle, WA 98108
(206)767-5060

ANALYTICAL RESULTS

Project: Seekins 1197-08
Pace Project No.: 252478

Sample: 1 **Lab ID: 252478001** Collected: 11/06/09 11:05 Received: 11/07/09 10:29 Matrix: Solid

Results reported on a "dry-weight" basis

Parameters	Results	Units	Report Limit	DF	Prepared	Analyzed	CAS No.	Qual
8260 MSV Medium LL	Analytical Method: EPA 8260 Preparation Method: EPA 5035A/5030B							
Methyl-tert-butyl ether	ND	ug/kg	13.7	1	11/17/09 03:46	11/17/09 03:46	1634-04-4	
Naphthalene	ND	ug/kg	13.7	1	11/17/09 03:46	11/18/09 11:37	91-20-3	
n-Propylbenzene	ND	ug/kg	13.7	1	11/17/09 03:46	11/17/09 03:46	103-65-1	
Styrene	ND	ug/kg	13.7	1	11/17/09 03:46	11/17/09 03:46	100-42-5	
1,1,1,2-Tetrachloroethane	ND	ug/kg	13.7	1	11/17/09 03:46	11/17/09 03:46	630-20-6	
1,1,2,2-Tetrachloroethane	ND	ug/kg	13.7	1	11/17/09 03:46	11/17/09 03:46	79-34-5	
Tetrachloroethene	ND	ug/kg	13.7	1	11/17/09 03:46	11/17/09 03:46	127-18-4	
Toluene	ND	ug/kg	13.7	1	11/17/09 03:46	11/17/09 03:46	108-88-3	
1,2,3-Trichlorobenzene	ND	ug/kg	27.5	1	11/17/09 03:46	11/17/09 03:46	87-61-6	
1,2,4-Trichlorobenzene	ND	ug/kg	27.5	1	11/17/09 03:46	11/17/09 03:46	120-82-1	
1,1,1-Trichloroethane	ND	ug/kg	13.7	1	11/17/09 03:46	11/17/09 03:46	71-55-6	
1,1,2-Trichloroethane	ND	ug/kg	13.7	1	11/17/09 03:46	11/17/09 03:46	79-00-5	
Trichloroethene	ND	ug/kg	13.7	1	11/17/09 03:46	11/17/09 03:46	79-01-6	
Trichlorofluoromethane	ND	ug/kg	13.7	1	11/17/09 03:46	11/17/09 03:46	75-69-4	
1,2,3-Trichloropropane	ND	ug/kg	13.7	1	11/17/09 03:46	11/17/09 03:46	96-18-4	
1,2,4-Trimethylbenzene	ND	ug/kg	13.7	1	11/17/09 03:46	11/17/09 03:46	95-63-6	
1,3,5-Trimethylbenzene	ND	ug/kg	13.7	1	11/17/09 03:46	11/17/09 03:46	108-67-8	
Vinyl chloride	ND	ug/kg	13.7	1	11/17/09 03:46	11/17/09 03:46	75-01-4	
Xylene (Total)	ND	ug/kg	41.2	1	11/17/09 03:46	11/17/09 03:46	1330-20-7	
m&p-Xylene	ND	ug/kg	27.5	1	11/17/09 03:46	11/17/09 03:46	1330-20-7	
o-Xylene	ND	ug/kg	13.7	1	11/17/09 03:46	11/17/09 03:46	95-47-6	
Dibromofluoromethane (S)	100	%	60-140	1	11/17/09 03:46	11/17/09 03:46	1868-53-7	
Toluene-d8 (S)	97	%	60-140	1	11/17/09 03:46	11/17/09 03:46	2037-26-5	
4-Bromofluorobenzene (S)	104	%	60-140	1	11/17/09 03:46	11/17/09 03:46	460-00-4	
1,2-Dichloroethane-d4 (S)	108	%	60-140	1	11/17/09 03:46	11/17/09 03:46	17060-07-0	
Percent Moisture	Analytical Method: ASTM D2974-87							
Percent Moisture	**8.0**	%	0.10	1		11/12/09 16:10		

Sample: 2 **Lab ID: 252478002** Collected: 11/06/09 11:10 Received: 11/07/09 10:29 Matrix: Solid

Results reported on a "dry-weight" basis

Parameters	Results	Units	Report Limit	DF	Prepared	Analyzed	CAS No.	Qual
8260 MSV Medium LL	Analytical Method: EPA 8260 Preparation Method: EPA 5035A/5030B							
Acetone	ND	ug/kg	139	1	11/17/09 04:08	11/17/09 04:08	67-64-1	
Benzene	ND	ug/kg	11.1	1	11/17/09 04:08	11/17/09 04:08	71-43-2	
Bromobenzene	ND	ug/kg	13.9	1	11/17/09 04:08	11/17/09 04:08	108-86-1	
Bromochloromethane	ND	ug/kg	13.9	1	11/17/09 04:08	11/17/09 04:08	74-97-5	
Bromodichloromethane	ND	ug/kg	13.9	1	11/17/09 04:08	11/17/09 04:08	75-27-4	
Bromoform	ND	ug/kg	13.9	1	11/17/09 04:08	11/17/09 04:08	75-25-2	
Bromomethane	ND	ug/kg	13.9	1	11/17/09 04:08	11/17/09 04:08	74-83-9	L2
2-Butanone (MEK)	ND	ug/kg	139	1	11/17/09 04:08	11/17/09 04:08	78-93-3	
n-Butylbenzene	**24.7**	ug/kg	13.9	1	11/17/09 04:08	11/17/09 04:08	104-51-8	
sec-Butylbenzene	**17.9**	ug/kg	13.9	1	11/17/09 04:08	11/17/09 04:08	135-98-8	

This report shall not be reproduced, except in full,
without the written consent of Pace Analytical Services, Inc..

ACCREDITED IN ACCORDANCE WITH nelac

Pace Analytical®
www.pacelabs.com

Pace Analytical Services, Inc.
940 South Harney
Seattle, WA 98108
(206)767-5060

ANALYTICAL RESULTS

Project: Seekins 1197-08
Pace Project No.: 252478

Sample: 2 **Lab ID: 252478002** Collected: 11/06/09 11:10 Received: 11/07/09 10:29 Matrix: Solid

Results reported on a "dry-weight" basis

Parameters	Results	Units	Report Limit	DF	Prepared	Analyzed	CAS No.	Qual
8260 MSV Medium LL	Analytical Method: EPA 8260 Preparation Method: EPA 5035A/5030B							
tert-Butylbenzene	ND	ug/kg	13.9	1	11/17/09 04:08	11/17/09 04:08	98-06-6	
Carbon disulfide	ND	ug/kg	13.9	1	11/17/09 04:08	11/17/09 04:08	75-15-0	
Carbon tetrachloride	ND	ug/kg	13.9	1	11/17/09 04:08	11/17/09 04:08	56-23-5	
Chlorobenzene	ND	ug/kg	13.9	1	11/17/09 04:08	11/17/09 04:08	108-90-7	
Chloroethane	ND	ug/kg	13.9	1	11/17/09 04:08	11/17/09 04:08	75-00-3	
Chloroform	ND	ug/kg	13.9	1	11/17/09 04:08	11/17/09 04:08	67-66-3	
Chloromethane	ND	ug/kg	13.9	1	11/17/09 04:08	11/17/09 04:08	74-87-3	
2-Chlorotoluene	ND	ug/kg	13.9	1	11/17/09 04:08	11/17/09 04:08	95-49-8	
4-Chlorotoluene	ND	ug/kg	13.9	1	11/17/09 04:08	11/17/09 04:08	106-43-4	
1,2-Dibromo-3-chloropropane	ND	ug/kg	13.9	1	11/17/09 04:08	11/17/09 04:08	96-12-8	
Dibromochloromethane	ND	ug/kg	13.9	1	11/17/09 04:08	11/17/09 04:08	124-48-1	
1,2-Dibromoethane (EDB)	ND	ug/kg	13.9	1	11/17/09 04:08	11/17/09 04:08	106-93-4	
Dibromomethane	ND	ug/kg	13.9	1	11/17/09 04:08	11/17/09 04:08	74-95-3	
1,2-Dichlorobenzene	ND	ug/kg	13.9	1	11/17/09 04:08	11/17/09 04:08	95-50-1	
1,3-Dichlorobenzene	ND	ug/kg	13.9	1	11/17/09 04:08	11/17/09 04:08	541-73-1	
1,4-Dichlorobenzene	ND	ug/kg	13.9	1	11/17/09 04:08	11/17/09 04:08	106-46-7	
Dichlorodifluoromethane	ND	ug/kg	13.9	1	11/17/09 04:08	11/17/09 04:08	75-71-8	
1,1-Dichloroethane	ND	ug/kg	13.9	1	11/17/09 04:08	11/17/09 04:08	75-34-3	
1,2-Dichloroethane	ND	ug/kg	13.9	1	11/17/09 04:08	11/17/09 04:08	107-06-2	
1,2-Dichloroethene (Total)	ND	ug/kg	13.9	1	11/17/09 04:08	11/17/09 04:08	540-59-0	
1,1-Dichloroethene	ND	ug/kg	13.9	1	11/17/09 04:08	11/17/09 04:08	75-35-4	
cis-1,2-Dichloroethene	ND	ug/kg	13.9	1	11/17/09 04:08	11/17/09 04:08	156-59-2	
trans-1,2-Dichloroethene	ND	ug/kg	13.9	1	11/17/09 04:08	11/17/09 04:08	156-60-5	
1,2-Dichloropropane	ND	ug/kg	13.9	1	11/17/09 04:08	11/17/09 04:08	78-87-5	
1,3-Dichloropropane	ND	ug/kg	13.9	1	11/17/09 04:08	11/17/09 04:08	142-28-9	
2,2-Dichloropropane	ND	ug/kg	13.9	1	11/17/09 04:08	11/17/09 04:08	594-20-7	
1,1-Dichloropropene	ND	ug/kg	13.9	1	11/17/09 04:08	11/17/09 04:08	563-58-6	
cis-1,3-Dichloropropene	ND	ug/kg	13.9	1	11/17/09 04:08	11/17/09 04:08	10061-01-5	
trans-1,3-Dichloropropene	ND	ug/kg	13.9	1	11/17/09 04:08	11/17/09 04:08	10061-02-6	
Ethylbenzene	ND	ug/kg	13.9	1	11/17/09 04:08	11/17/09 04:08	100-41-4	
Hexachloro-1,3-butadiene	ND	ug/kg	27.8	1	11/17/09 04:08	11/17/09 04:08	87-68-3	
2-Hexanone	ND	ug/kg	139	1	11/17/09 04:08	11/17/09 04:08	591-78-6	
Isopropylbenzene (Cumene)	ND	ug/kg	13.9	1	11/17/09 04:08	11/17/09 04:08	98-82-8	
p-Isopropyltoluene	ND	ug/kg	13.9	1	11/17/09 04:08	11/17/09 04:08	99-87-6	
Methylene chloride	**102**	ug/kg	27.8	1	11/17/09 04:08	11/17/09 04:08	75-09-2	
4-Methyl-2-pentanone (MIBK)	ND	ug/kg	139	1	11/17/09 04:08	11/17/09 04:08	108-10-1	
Methyl-tert-butyl ether	ND	ug/kg	13.9	1	11/17/09 04:08	11/17/09 04:08	1634-04-4	
Naphthalene	**62.5**	ug/kg	13.9	1	11/17/09 04:08	11/18/09 12:01	91-20-3	
n-Propylbenzene	**19.3**	ug/kg	13.9	1	11/17/09 04:08	11/17/09 04:08	103-65-1	
Styrene	ND	ug/kg	13.9	1	11/17/09 04:08	11/17/09 04:08	100-42-5	
1,1,1,2-Tetrachloroethane	ND	ug/kg	13.9	1	11/17/09 04:08	11/17/09 04:08	630-20-6	
1,1,2,2-Tetrachloroethane	ND	ug/kg	13.9	1	11/17/09 04:08	11/17/09 04:08	79-34-5	
Tetrachloroethene	ND	ug/kg	13.9	1	11/17/09 04:08	11/17/09 04:08	127-18-4	
Toluene	ND	ug/kg	13.9	1	11/17/09 04:08	11/17/09 04:08	108-88-3	
1,2,3-Trichlorobenzene	ND	ug/kg	27.8	1	11/17/09 04:08	11/17/09 04:08	87-61-6	
1,2,4-Trichlorobenzene	ND	ug/kg	27.8	1	11/17/09 04:08	11/17/09 04:08	120-82-1	

This report shall not be reproduced, except in full,
without the written consent of Pace Analytical Services, Inc..

ACCREDITED IN ACCORDANCE WITH nelac

Pace Analytical®
www.pacelabs.com

Pace Analytical Services, Inc.
940 South Harney
Seattle, WA 98108
(206)767-5060

ANALYTICAL RESULTS

Project: Seekins 1197-08
Pace Project No.: 252478

Sample: 2 **Lab ID: 252478002** Collected: 11/06/09 11:10 Received: 11/07/09 10:29 Matrix: Solid

Results reported on a "dry-weight" basis

Parameters	Results	Units	Report Limit	DF	Prepared	Analyzed	CAS No.	Qual
8260 MSV Medium LL	Analytical Method: EPA 8260 Preparation Method: EPA 5035A/5030B							
1,1,1-Trichloroethane	ND	ug/kg	13.9	1	11/17/09 04:08	11/17/09 04:08	71-55-6	
1,1,2-Trichloroethane	ND	ug/kg	13.9	1	11/17/09 04:08	11/17/09 04:08	79-00-5	
Trichloroethene	ND	ug/kg	13.9	1	11/17/09 04:08	11/17/09 04:08	79-01-6	
Trichlorofluoromethane	**136**	ug/kg	13.9	1	11/17/09 04:08	11/17/09 04:08	75-69-4	
1,2,3-Trichloropropane	ND	ug/kg	13.9	1	11/17/09 04:08	11/17/09 04:08	96-18-4	
1,2,4-Trimethylbenzene	**43.8**	ug/kg	13.9	1	11/17/09 04:08	11/17/09 04:08	95-63-6	
1,3,5-Trimethylbenzene	**22.3**	ug/kg	13.9	1	11/17/09 04:08	11/17/09 04:08	108-67-8	
Vinyl chloride	ND	ug/kg	13.9	1	11/17/09 04:08	11/17/09 04:08	75-01-4	
Xylene (Total)	ND	ug/kg	41.6	1	11/17/09 04:08	11/17/09 04:08	1330-20-7	
m&p-Xylene	ND	ug/kg	27.8	1	11/17/09 04:08	11/17/09 04:08	1330-20-7	
o-Xylene	**16.4**	ug/kg	13.9	1	11/17/09 04:08	11/17/09 04:08	95-47-6	
Dibromofluoromethane (S)	82	%	60-140	1	11/17/09 04:08	11/17/09 04:08	1868-53-7	
Toluene-d8 (S)	83	%	60-140	1	11/17/09 04:08	11/17/09 04:08	2037-26-5	
4-Bromofluorobenzene (S)	101	%	60-140	1	11/17/09 04:08	11/17/09 04:08	460-00-4	
1,2-Dichloroethane-d4 (S)	90	%	60-140	1	11/17/09 04:08	11/17/09 04:08	17060-07-0	
Percent Moisture	Analytical Method: ASTM D2974-87							
Percent Moisture	**9.3**	%	0.10	1		11/12/09 16:03		

Sample: 3 **Lab ID: 252478003** Collected: 11/06/09 11:15 Received: 11/07/09 10:29 Matrix: Solid

Results reported on a "dry-weight" basis

Parameters	Results	Units	Report Limit	DF	Prepared	Analyzed	CAS No.	Qual
8260 MSV Medium LL	Analytical Method: EPA 8260 Preparation Method: EPA 5035A/5030B							
Acetone	ND	ug/kg	132	1	11/17/09 04:31	11/17/09 04:31	67-64-1	
Benzene	ND	ug/kg	10.6	1	11/17/09 04:31	11/17/09 04:31	71-43-2	
Bromobenzene	ND	ug/kg	13.2	1	11/17/09 04:31	11/17/09 04:31	108-86-1	
Bromochloromethane	ND	ug/kg	13.2	1	11/17/09 04:31	11/17/09 04:31	74-97-5	
Bromodichloromethane	ND	ug/kg	13.2	1	11/17/09 04:31	11/17/09 04:31	75-27-4	
Bromoform	ND	ug/kg	13.2	1	11/17/09 04:31	11/17/09 04:31	75-25-2	
Bromomethane	ND	ug/kg	13.2	1	11/17/09 04:31	11/17/09 04:31	74-83-9	L2
2-Butanone (MEK)	ND	ug/kg	132	1	11/17/09 04:31	11/17/09 04:31	78-93-3	
n-Butylbenzene	ND	ug/kg	13.2	1	11/17/09 04:31	11/17/09 04:31	104-51-8	
sec-Butylbenzene	ND	ug/kg	13.2	1	11/17/09 04:31	11/17/09 04:31	135-98-8	
tert-Butylbenzene	ND	ug/kg	13.2	1	11/17/09 04:31	11/17/09 04:31	98-06-6	
Carbon disulfide	ND	ug/kg	13.2	1	11/17/09 04:31	11/17/09 04:31	75-15-0	
Carbon tetrachloride	ND	ug/kg	13.2	1	11/17/09 04:31	11/17/09 04:31	56-23-5	
Chlorobenzene	ND	ug/kg	13.2	1	11/17/09 04:31	11/17/09 04:31	108-90-7	
Chloroethane	ND	ug/kg	13.2	1	11/17/09 04:31	11/17/09 04:31	75-00-3	
Chloroform	ND	ug/kg	13.2	1	11/17/09 04:31	11/17/09 04:31	67-66-3	
Chloromethane	ND	ug/kg	13.2	1	11/17/09 04:31	11/17/09 04:31	74-87-3	
2-Chlorotoluene	ND	ug/kg	13.2	1	11/17/09 04:31	11/17/09 04:31	95-49-8	
4-Chlorotoluene	ND	ug/kg	13.2	1	11/17/09 04:31	11/17/09 04:31	106-43-4	
1,2-Dibromo-3-chloropropane	ND	ug/kg	13.2	1	11/17/09 04:31	11/17/09 04:31	96-12-8	

This report shall not be reproduced, except in full,
without the written consent of Pace Analytical Services, Inc..

ACCREDITED IN ACCORDANCE WITH nelac

Pace Analytical®
www.pacelabs.com

Pace Analytical Services, Inc.
940 South Harney
Seattle, WA 98108
(206)767-5060

ANALYTICAL RESULTS

Project: Seekins 1197-08
Pace Project No.: 252478

Sample: 3 **Lab ID: 252478003** Collected: 11/06/09 11:15 Received: 11/07/09 10:29 Matrix: Solid

Results reported on a "dry-weight" basis

Parameters	Results	Units	Report Limit	DF	Prepared	Analyzed	CAS No.	Qual
8260 MSV Medium LL	Analytical Method: EPA 8260 Preparation Method: EPA 5035A/5030B							
Dibromochloromethane	ND	ug/kg	13.2	1	11/17/09 04:31	11/17/09 04:31	124-48-1	
1,2-Dibromoethane (EDB)	ND	ug/kg	13.2	1	11/17/09 04:31	11/17/09 04:31	106-93-4	
Dibromomethane	ND	ug/kg	13.2	1	11/17/09 04:31	11/17/09 04:31	74-95-3	
1,2-Dichlorobenzene	ND	ug/kg	13.2	1	11/17/09 04:31	11/17/09 04:31	95-50-1	
1,3-Dichlorobenzene	ND	ug/kg	13.2	1	11/17/09 04:31	11/17/09 04:31	541-73-1	
1,4-Dichlorobenzene	ND	ug/kg	13.2	1	11/17/09 04:31	11/17/09 04:31	106-46-7	
Dichlorodifluoromethane	ND	ug/kg	13.2	1	11/17/09 04:31	11/17/09 04:31	75-71-8	
1,1-Dichloroethane	ND	ug/kg	13.2	1	11/17/09 04:31	11/17/09 04:31	75-34-3	
1,2-Dichloroethane	ND	ug/kg	13.2	1	11/17/09 04:31	11/17/09 04:31	107-06-2	
1,2-Dichloroethene (Total)	ND	ug/kg	13.2	1	11/17/09 04:31	11/17/09 04:31	540-59-0	
1,1-Dichloroethene	ND	ug/kg	13.2	1	11/17/09 04:31	11/17/09 04:31	75-35-4	
cis-1,2-Dichloroethene	ND	ug/kg	13.2	1	11/17/09 04:31	11/17/09 04:31	156-59-2	
trans-1,2-Dichloroethene	ND	ug/kg	13.2	1	11/17/09 04:31	11/17/09 04:31	156-60-5	
1,2-Dichloropropane	ND	ug/kg	13.2	1	11/17/09 04:31	11/17/09 04:31	78-87-5	
1,3-Dichloropropane	ND	ug/kg	13.2	1	11/17/09 04:31	11/17/09 04:31	142-28-9	
2,2-Dichloropropane	ND	ug/kg	13.2	1	11/17/09 04:31	11/17/09 04:31	594-20-7	
1,1-Dichloropropene	ND	ug/kg	13.2	1	11/17/09 04:31	11/17/09 04:31	563-58-6	
cis-1,3-Dichloropropene	ND	ug/kg	13.2	1	11/17/09 04:31	11/17/09 04:31	10061-01-5	
trans-1,3-Dichloropropene	ND	ug/kg	13.2	1	11/17/09 04:31	11/17/09 04:31	10061-02-6	
Ethylbenzene	ND	ug/kg	13.2	1	11/17/09 04:31	11/17/09 04:31	100-41-4	
Hexachloro-1,3-butadiene	ND	ug/kg	26.4	1	11/17/09 04:31	11/17/09 04:31	87-68-3	
2-Hexanone	ND	ug/kg	132	1	11/17/09 04:31	11/17/09 04:31	591-78-6	
Isopropylbenzene (Cumene)	ND	ug/kg	13.2	1	11/17/09 04:31	11/17/09 04:31	98-82-8	
p-Isopropyltoluene	ND	ug/kg	13.2	1	11/17/09 04:31	11/17/09 04:31	99-87-6	
Methylene chloride	**45.6**	ug/kg	26.4	1	11/17/09 04:31	11/17/09 04:31	75-09-2	
4-Methyl-2-pentanone (MIBK)	ND	ug/kg	132	1	11/17/09 04:31	11/17/09 04:31	108-10-1	
Methyl-tert-butyl ether	ND	ug/kg	13.2	1	11/17/09 04:31	11/17/09 04:31	1634-04-4	
Naphthalene	**44.3**	ug/kg	13.2	1	11/17/09 04:31	11/18/09 12:25	91-20-3	
n-Propylbenzene	ND	ug/kg	13.2	1	11/17/09 04:31	11/17/09 04:31	103-65-1	
Styrene	ND	ug/kg	13.2	1	11/17/09 04:31	11/17/09 04:31	100-42-5	
1,1,1,2-Tetrachloroethane	ND	ug/kg	13.2	1	11/17/09 04:31	11/17/09 04:31	630-20-6	
1,1,2,2-Tetrachloroethane	ND	ug/kg	13.2	1	11/17/09 04:31	11/17/09 04:31	79-34-5	
Tetrachloroethene	ND	ug/kg	13.2	1	11/17/09 04:31	11/17/09 04:31	127-18-4	
Toluene	ND	ug/kg	13.2	1	11/17/09 04:31	11/17/09 04:31	108-88-3	
1,2,3-Trichlorobenzene	ND	ug/kg	26.4	1	11/17/09 04:31	11/17/09 04:31	87-61-6	
1,2,4-Trichlorobenzene	ND	ug/kg	26.4	1	11/17/09 04:31	11/17/09 04:31	120-82-1	
1,1,1-Trichloroethane	ND	ug/kg	13.2	1	11/17/09 04:31	11/17/09 04:31	71-55-6	
1,1,2-Trichloroethane	ND	ug/kg	13.2	1	11/17/09 04:31	11/17/09 04:31	79-00-5	
Trichloroethene	ND	ug/kg	13.2	1	11/17/09 04:31	11/17/09 04:31	79-01-6	
Trichlorofluoromethane	ND	ug/kg	13.2	1	11/17/09 04:31	11/17/09 04:31	75-69-4	
1,2,3-Trichloropropane	ND	ug/kg	13.2	1	11/17/09 04:31	11/17/09 04:31	96-18-4	
1,2,4-Trimethylbenzene	ND	ug/kg	13.2	1	11/17/09 04:31	11/17/09 04:31	95-63-6	
1,3,5-Trimethylbenzene	ND	ug/kg	13.2	1	11/17/09 04:31	11/17/09 04:31	108-67-8	
Vinyl chloride	ND	ug/kg	13.2	1	11/17/09 04:31	11/17/09 04:31	75-01-4	
Xylene (Total)	ND	ug/kg	39.6	1	11/17/09 04:31	11/17/09 04:31	1330-20-7	
m&p-Xylene	ND	ug/kg	26.4	1	11/17/09 04:31	11/17/09 04:31	1330-20-7	

This report shall not be reproduced, except in full,
without the written consent of Pace Analytical Services, Inc..

ACCREDITED IN ACCORDANCE WITH nelac

Pace Analytical®
www.pacelabs.com

Pace Analytical Services, Inc.
940 South Harney
Seattle, WA 98108
(206)767-5060

ANALYTICAL RESULTS

Project: Seekins 1197-08
Pace Project No.: 252478

Sample: 3 **Lab ID: 252478003** Collected: 11/06/09 11:15 Received: 11/07/09 10:29 Matrix: Solid

Results reported on a "dry-weight" basis

Parameters	Results	Units	Report Limit	DF	Prepared	Analyzed	CAS No.	Qual
8260 MSV Medium LL	Analytical Method: EPA 8260 Preparation Method: EPA 5035A/5030B							
o-Xylene	ND	ug/kg	13.2	1	11/17/09 04:31	11/17/09 04:31	95-47-6	
Dibromofluoromethane (S)	96	%	60-140	1	11/17/09 04:31	11/17/09 04:31	1868-53-7	
Toluene-d8 (S)	98	%	60-140	1	11/17/09 04:31	11/17/09 04:31	2037-26-5	
4-Bromofluorobenzene (S)	117	%	60-140	1	11/17/09 04:31	11/17/09 04:31	460-00-4	
1,2-Dichloroethane-d4 (S)	106	%	60-140	1	11/17/09 04:31	11/17/09 04:31	17060-07-0	
Percent Moisture	Analytical Method: ASTM D2974-87							
Percent Moisture	**6.0**	%	0.10	1		11/12/09 16:05		

Sample: Trip Blank 8260 **Lab ID: 252478004** Collected: 11/06/09 11:25 Received: 11/07/09 10:29 Matrix: Solid

Results reported on a "wet-weight" basis

Parameters	Results	Units	Report Limit	DF	Prepared	Analyzed	CAS No.	Qual
8260 MSV Medium LL	Analytical Method: EPA 8260 Preparation Method: EPA 5035A/5030B							
Acetone	ND	ug/kg	250	1	11/17/09 03:01	11/17/09 03:01	67-64-1	
Benzene	ND	ug/kg	20.0	1	11/17/09 03:01	11/17/09 03:01	71-43-2	
Bromobenzene	ND	ug/kg	25.0	1	11/17/09 03:01	11/17/09 03:01	108-86-1	
Bromochloromethane	ND	ug/kg	25.0	1	11/17/09 03:01	11/17/09 03:01	74-97-5	
Bromodichloromethane	ND	ug/kg	25.0	1	11/17/09 03:01	11/17/09 03:01	75-27-4	
Bromoform	ND	ug/kg	25.0	1	11/17/09 03:01	11/17/09 03:01	75-25-2	
Bromomethane	ND	ug/kg	25.0	1	11/17/09 03:01	11/17/09 03:01	74-83-9	L2
2-Butanone (MEK)	ND	ug/kg	250	1	11/17/09 03:01	11/17/09 03:01	78-93-3	
n-Butylbenzene	ND	ug/kg	25.0	1	11/17/09 03:01	11/17/09 03:01	104-51-8	
sec-Butylbenzene	ND	ug/kg	25.0	1	11/17/09 03:01	11/17/09 03:01	135-98-8	
tert-Butylbenzene	ND	ug/kg	25.0	1	11/17/09 03:01	11/17/09 03:01	98-06-6	
Carbon disulfide	ND	ug/kg	25.0	1	11/17/09 03:01	11/17/09 03:01	75-15-0	
Carbon tetrachloride	ND	ug/kg	25.0	1	11/17/09 03:01	11/17/09 03:01	56-23-5	
Chlorobenzene	ND	ug/kg	25.0	1	11/17/09 03:01	11/17/09 03:01	108-90-7	
Chloroethane	ND	ug/kg	25.0	1	11/17/09 03:01	11/17/09 03:01	75-00-3	
Chloroform	ND	ug/kg	25.0	1	11/17/09 03:01	11/17/09 03:01	67-66-3	
Chloromethane	ND	ug/kg	25.0	1	11/17/09 03:01	11/17/09 03:01	74-87-3	
2-Chlorotoluene	ND	ug/kg	25.0	1	11/17/09 03:01	11/17/09 03:01	95-49-8	
4-Chlorotoluene	ND	ug/kg	25.0	1	11/17/09 03:01	11/17/09 03:01	106-43-4	
1,2-Dibromo-3-chloropropane	ND	ug/kg	25.0	1	11/17/09 03:01	11/17/09 03:01	96-12-8	
Dibromochloromethane	ND	ug/kg	25.0	1	11/17/09 03:01	11/17/09 03:01	124-48-1	
1,2-Dibromoethane (EDB)	ND	ug/kg	25.0	1	11/17/09 03:01	11/17/09 03:01	106-93-4	
Dibromomethane	ND	ug/kg	25.0	1	11/17/09 03:01	11/17/09 03:01	74-95-3	
1,2-Dichlorobenzene	ND	ug/kg	25.0	1	11/17/09 03:01	11/17/09 03:01	95-50-1	
1,3-Dichlorobenzene	ND	ug/kg	25.0	1	11/17/09 03:01	11/17/09 03:01	541-73-1	
1,4-Dichlorobenzene	ND	ug/kg	25.0	1	11/17/09 03:01	11/17/09 03:01	106-46-7	
Dichlorodifluoromethane	ND	ug/kg	25.0	1	11/17/09 03:01	11/17/09 03:01	75-71-8	
1,1-Dichloroethane	ND	ug/kg	25.0	1	11/17/09 03:01	11/17/09 03:01	75-34-3	
1,2-Dichloroethane	ND	ug/kg	25.0	1	11/17/09 03:01	11/17/09 03:01	107-06-2	
1,2-Dichloroethene (Total)	ND	ug/kg	25.0	1	11/17/09 03:01	11/17/09 03:01	540-59-0	

This report shall not be reproduced, except in full,
without the written consent of Pace Analytical Services, Inc..

ACCREDITED IN ACCORDANCE WITH nelac

Pace Analytical®
www.pacelabs.com

Pace Analytical Services, Inc.
940 South Harney
Seattle, WA 98108
(206)767-5060

ANALYTICAL RESULTS

Project: Seekins 1197-08
Pace Project No.: 252478

Sample: Trip Blank 8260 **Lab ID: 252478004** Collected: 11/06/09 11:25 Received: 11/07/09 10:29 Matrix: Solid

Results reported on a "wet-weight" basis

Parameters	Results	Units	Report Limit	DF	Prepared	Analyzed	CAS No.	Qual
8260 MSV Medium LL	Analytical Method: EPA 8260 Preparation Method: EPA 5035A/5030B							
1,1-Dichloroethene	ND	ug/kg	25.0	1	11/17/09 03:01	11/17/09 03:01	75-35-4	
cis-1,2-Dichloroethene	ND	ug/kg	25.0	1	11/17/09 03:01	11/17/09 03:01	156-59-2	
trans-1,2-Dichloroethene	ND	ug/kg	25.0	1	11/17/09 03:01	11/17/09 03:01	156-60-5	
1,2-Dichloropropane	ND	ug/kg	25.0	1	11/17/09 03:01	11/17/09 03:01	78-87-5	
1,3-Dichloropropane	ND	ug/kg	25.0	1	11/17/09 03:01	11/17/09 03:01	142-28-9	
2,2-Dichloropropane	ND	ug/kg	25.0	1	11/17/09 03:01	11/17/09 03:01	594-20-7	
1,1-Dichloropropene	ND	ug/kg	25.0	1	11/17/09 03:01	11/17/09 03:01	563-58-6	
cis-1,3-Dichloropropene	ND	ug/kg	25.0	1	11/17/09 03:01	11/17/09 03:01	10061-01-5	
trans-1,3-Dichloropropene	ND	ug/kg	25.0	1	11/17/09 03:01	11/17/09 03:01	10061-02-6	
Ethylbenzene	ND	ug/kg	25.0	1	11/17/09 03:01	11/17/09 03:01	100-41-4	
Hexachloro-1,3-butadiene	ND	ug/kg	50.0	1	11/17/09 03:01	11/17/09 03:01	87-68-3	
2-Hexanone	ND	ug/kg	250	1	11/17/09 03:01	11/17/09 03:01	591-78-6	
Isopropylbenzene (Cumene)	ND	ug/kg	25.0	1	11/17/09 03:01	11/17/09 03:01	98-82-8	
p-Isopropyltoluene	ND	ug/kg	25.0	1	11/17/09 03:01	11/17/09 03:01	99-87-6	
Methylene chloride	**180**	ug/kg	50.0	1	11/17/09 03:01	11/17/09 03:01	75-09-2	C0
4-Methyl-2-pentanone (MIBK)	ND	ug/kg	250	1	11/17/09 03:01	11/17/09 03:01	108-10-1	
Methyl-tert-butyl ether	ND	ug/kg	25.0	1	11/17/09 03:01	11/17/09 03:01	1634-04-4	
Naphthalene	ND	ug/kg	25.0	1	11/17/09 03:01	11/18/09 11:14	91-20-3	
n-Propylbenzene	ND	ug/kg	25.0	1	11/17/09 03:01	11/17/09 03:01	103-65-1	
Styrene	ND	ug/kg	25.0	1	11/17/09 03:01	11/17/09 03:01	100-42-5	
1,1,1,2-Tetrachloroethane	ND	ug/kg	25.0	1	11/17/09 03:01	11/17/09 03:01	630-20-6	
1,1,2,2-Tetrachloroethane	ND	ug/kg	25.0	1	11/17/09 03:01	11/17/09 03:01	79-34-5	
Tetrachloroethene	ND	ug/kg	25.0	1	11/17/09 03:01	11/17/09 03:01	127-18-4	
Toluene	ND	ug/kg	25.0	1	11/17/09 03:01	11/17/09 03:01	108-88-3	
1,2,3-Trichlorobenzene	ND	ug/kg	50.0	1	11/17/09 03:01	11/17/09 03:01	87-61-6	
1,2,4-Trichlorobenzene	ND	ug/kg	50.0	1	11/17/09 03:01	11/17/09 03:01	120-82-1	
1,1,1-Trichloroethane	ND	ug/kg	25.0	1	11/17/09 03:01	11/17/09 03:01	71-55-6	
1,1,2-Trichloroethane	ND	ug/kg	25.0	1	11/17/09 03:01	11/17/09 03:01	79-00-5	
Trichloroethene	ND	ug/kg	25.0	1	11/17/09 03:01	11/17/09 03:01	79-01-6	
Trichlorofluoromethane	ND	ug/kg	25.0	1	11/17/09 03:01	11/17/09 03:01	75-69-4	
1,2,3-Trichloropropane	ND	ug/kg	25.0	1	11/17/09 03:01	11/17/09 03:01	96-18-4	
1,2,4-Trimethylbenzene	ND	ug/kg	25.0	1	11/17/09 03:01	11/17/09 03:01	95-63-6	
1,3,5-Trimethylbenzene	ND	ug/kg	25.0	1	11/17/09 03:01	11/17/09 03:01	108-67-8	
Vinyl chloride	ND	ug/kg	25.0	1	11/17/09 03:01	11/17/09 03:01	75-01-4	
Xylene (Total)	ND	ug/kg	75.0	1	11/17/09 03:01	11/17/09 03:01	1330-20-7	
m&p-Xylene	ND	ug/kg	50.0	1	11/17/09 03:01	11/17/09 03:01	1330-20-7	
o-Xylene	ND	ug/kg	25.0	1	11/17/09 03:01	11/17/09 03:01	95-47-6	
Dibromofluoromethane (S)	98	%	60-140	1	11/17/09 03:01	11/17/09 03:01	1868-53-7	
Toluene-d8 (S)	98	%	60-140	1	11/17/09 03:01	11/17/09 03:01	2037-26-5	
4-Bromofluorobenzene (S)	105	%	60-140	1	11/17/09 03:01	11/17/09 03:01	460-00-4	
1,2-Dichloroethane-d4 (S)	106	%	60-140	1	11/17/09 03:01	11/17/09 03:01	17060-07-0	

This report shall not be reproduced, except in full,
without the written consent of Pace Analytical Services, Inc..

ACCREDITED IN ACCORDANCE WITH nelac

Pace Analytical®
www.pacelabs.com

Pace Analytical Services, Inc.
940 South Harney
Seattle, WA 98108
(206)767-5060

QUALITY CONTROL DATA

Project: Seekins 1197-08
Pace Project No.: 252478

QC Batch: PMST/1127
QC Batch Method: ASTM D2974-87
Analysis Method: ASTM D2974-87
Analysis Description: Dry Weight/Percent Moisture
Associated Lab Samples: 252478001, 252478002, 252478003

SAMPLE DUPLICATE: 15394

Parameter	Units	252480001 Result	Dup Result	RPD	Qualifiers
Percent Moisture	%	16.6	16.3	2	

This report shall not be reproduced, except in full,
without the written consent of Pace Analytical Services, Inc..

ACCREDITED IN ACCORDANCE WITH nelac

Pace Analytical®
www.pacelabs.com

Pace Analytical Services, Inc.
940 South Harney
Seattle, WA 98108
(206)767-5060

QUALITY CONTROL DATA

Project: Seekins 1197-08
Pace Project No.: 252478

QC Batch: MSV/1686 Analysis Method: EPA 8260
QC Batch Method: EPA 5035A/5030B Analysis Description: 8260 MSV Medium LL Soil
Associated Lab Samples: 252478001, 252478002, 252478003, 252478004

METHOD BLANK: 15608 Matrix: Solid
Associated Lab Samples: 252478001, 252478002, 252478003, 252478004

Parameter	Units	Blank Result	Reporting Limit	Analyzed	Qualifiers
1,1,1,2-Tetrachloroethane	ug/kg	ND	25.0	11/17/09 02:17	
1,1,1-Trichloroethane	ug/kg	ND	25.0	11/17/09 02:17	
1,1,2,2-Tetrachloroethane	ug/kg	ND	25.0	11/17/09 02:17	
1,1,2-Trichloroethane	ug/kg	ND	25.0	11/17/09 02:17	
1,1-Dichloroethane	ug/kg	ND	25.0	11/17/09 02:17	
1,1-Dichloroethene	ug/kg	ND	25.0	11/17/09 02:17	
1,1-Dichloropropene	ug/kg	ND	25.0	11/17/09 02:17	
1,2,3-Trichlorobenzene	ug/kg	ND	50.0	11/17/09 02:17	
1,2,3-Trichloropropane	ug/kg	ND	25.0	11/17/09 02:17	
1,2,4-Trichlorobenzene	ug/kg	ND	50.0	11/17/09 02:17	
1,2,4-Trimethylbenzene	ug/kg	ND	25.0	11/17/09 02:17	
1,2-Dibromo-3-chloropropane	ug/kg	ND	25.0	11/17/09 02:17	
1,2-Dibromoethane (EDB)	ug/kg	ND	25.0	11/17/09 02:17	
1,2-Dichlorobenzene	ug/kg	ND	25.0	11/17/09 02:17	
1,2-Dichloroethane	ug/kg	ND	25.0	11/17/09 02:17	
1,2-Dichloroethene (Total)	ug/kg	ND	25.0	11/17/09 02:17	
1,2-Dichloropropane	ug/kg	ND	25.0	11/17/09 02:17	
1,3,5-Trimethylbenzene	ug/kg	ND	25.0	11/17/09 02:17	
1,3-Dichlorobenzene	ug/kg	ND	25.0	11/17/09 02:17	
1,3-Dichloropropane	ug/kg	ND	25.0	11/17/09 02:17	
1,4-Dichlorobenzene	ug/kg	ND	25.0	11/17/09 02:17	
2,2-Dichloropropane	ug/kg	ND	25.0	11/17/09 02:17	
2-Butanone (MEK)	ug/kg	ND	250	11/17/09 02:17	
2-Chlorotoluene	ug/kg	ND	25.0	11/17/09 02:17	
2-Hexanone	ug/kg	ND	250	11/17/09 02:17	
4-Chlorotoluene	ug/kg	ND	25.0	11/17/09 02:17	
4-Methyl-2-pentanone (MIBK)	ug/kg	ND	250	11/17/09 02:17	
Acetone	ug/kg	ND	250	11/17/09 02:17	
Benzene	ug/kg	ND	20.0	11/17/09 02:17	
Bromobenzene	ug/kg	ND	25.0	11/17/09 02:17	
Bromochloromethane	ug/kg	ND	25.0	11/17/09 02:17	
Bromodichloromethane	ug/kg	ND	25.0	11/17/09 02:17	
Bromoform	ug/kg	ND	25.0	11/17/09 02:17	
Bromomethane	ug/kg	ND	25.0	11/17/09 02:17	
Carbon disulfide	ug/kg	ND	25.0	11/17/09 02:17	
Carbon tetrachloride	ug/kg	ND	25.0	11/17/09 02:17	
Chlorobenzene	ug/kg	ND	25.0	11/17/09 02:17	
Chloroethane	ug/kg	ND	25.0	11/17/09 02:17	
Chloroform	ug/kg	ND	25.0	11/17/09 02:17	
Chloromethane	ug/kg	ND	25.0	11/17/09 02:17	
cis-1,2-Dichloroethene	ug/kg	ND	25.0	11/17/09 02:17	
cis-1,3-Dichloropropene	ug/kg	ND	25.0	11/17/09 02:17	
Dibromochloromethane	ug/kg	ND	25.0	11/17/09 02:17	

This report shall not be reproduced, except in full,
without the written consent of Pace Analytical Services, Inc..

ACCREDITED IN ACCORDANCE WITH nelac

Pace Analytical®
www.pacelabs.com

Pace Analytical Services, Inc.
940 South Harney
Seattle, WA 98108
(206)767-5060

QUALITY CONTROL DATA

Project: Seekins 1197-08
Pace Project No.: 252478

METHOD BLANK: 15608 Matrix: Solid

Associated Lab Samples: 252478001, 252478002, 252478003, 252478004

Parameter	Units	Blank Result	Reporting Limit	Analyzed	Qualifiers
Dibromomethane	ug/kg	ND	25.0	11/17/09 02:17	
Dichlorodifluoromethane	ug/kg	ND	25.0	11/17/09 02:17	
Ethylbenzene	ug/kg	ND	25.0	11/17/09 02:17	
Hexachloro-1,3-butadiene	ug/kg	ND	50.0	11/17/09 02:17	
Isopropylbenzene (Cumene)	ug/kg	ND	25.0	11/17/09 02:17	
m&p-Xylene	ug/kg	ND	50.0	11/17/09 02:17	
Methyl-tert-butyl ether	ug/kg	ND	25.0	11/17/09 02:17	
Methylene chloride	ug/kg	ND	50.0	11/17/09 02:17	
n-Butylbenzene	ug/kg	ND	25.0	11/17/09 02:17	
n-Propylbenzene	ug/kg	ND	25.0	11/17/09 02:17	
Naphthalene	ug/kg	ND	25.0	11/18/09 10:50	
o-Xylene	ug/kg	ND	25.0	11/17/09 02:17	
p-Isopropyltoluene	ug/kg	ND	25.0	11/17/09 02:17	
sec-Butylbenzene	ug/kg	ND	25.0	11/17/09 02:17	
Styrene	ug/kg	ND	25.0	11/17/09 02:17	
tert-Butylbenzene	ug/kg	ND	25.0	11/17/09 02:17	
Tetrachloroethene	ug/kg	ND	25.0	11/17/09 02:17	
Toluene	ug/kg	ND	25.0	11/17/09 02:17	
trans-1,2-Dichloroethene	ug/kg	ND	25.0	11/17/09 02:17	
trans-1,3-Dichloropropene	ug/kg	ND	25.0	11/17/09 02:17	
Trichloroethene	ug/kg	ND	25.0	11/17/09 02:17	
Trichlorofluoromethane	ug/kg	ND	25.0	11/17/09 02:17	
Vinyl chloride	ug/kg	ND	25.0	11/17/09 02:17	
Xylene (Total)	ug/kg	ND	75.0	11/17/09 02:17	
1,2-Dichloroethane-d4 (S)	%	107	60-140	11/17/09 02:17	
4-Bromofluorobenzene (S)	%	104	60-140	11/17/09 02:17	
Dibromofluoromethane (S)	%	98	60-140	11/17/09 02:17	
Toluene-d8 (S)	%	97	60-140	11/17/09 02:17	

LABORATORY CONTROL SAMPLE & LCSD: 15609 15610

Parameter	Units	Spike Conc.	LCS Result	LCSD Result	LCS % Rec	LCSD % Rec	% Rec Limits	RPD	Max RPD	Qualifiers
1,1,1,2-Tetrachloroethane	ug/kg	1000	846	807	85	81	77-121	5	30	
1,1,1-Trichloroethane	ug/kg	1000	1080	1020	108	102	73-126	6	30	
1,1,2,2-Tetrachloroethane	ug/kg	1000	817	803	82	80	64-127	2	30	
1,1,2-Trichloroethane	ug/kg	1000	870	855	87	85	75-112	2	30	
1,1-Dichloroethane	ug/kg	1000	1060	1010	106	101	72-132	5	30	
1,1-Dichloroethene	ug/kg	1000	1010	961	101	96	60-145	5	30	
1,1-Dichloropropene	ug/kg	1000	1100	1050	110	105	73-132	5	30	
1,2,3-Trichlorobenzene	ug/kg	1000	687	672	69	67	48-148	2	30	
1,2,3-Trichloropropane	ug/kg	1000	886	858	89	86	64-116	3	30	
1,2,4-Trichlorobenzene	ug/kg	1000	759	715	76	72	49-156	6	30	
1,2,4-Trimethylbenzene	ug/kg	1000	848	814	85	81	75-133	4	30	
1,2-Dibromo-3-chloropropane	ug/kg	1000	792	724	79	72	41-135	9	30	
1,2-Dibromoethane (EDB)	ug/kg	1000	956	931	96	93	68-119	3	30	

This report shall not be reproduced, except in full,
without the written consent of Pace Analytical Services, Inc..

ACCREDITED IN ACCORDANCE WITH nelac

Pace Analytical®
www.pacelabs.com

Pace Analytical Services, Inc.
940 South Harney
Seattle, WA 98108
(206)767-5060

QUALITY CONTROL DATA

Project: Seekins 1197-08
Pace Project No.: 252478

LABORATORY CONTROL SAMPLE & LCSD: 15609 15610

Parameter	Units	Spike Conc.	LCS Result	LCSD Result	LCS % Rec	LCSD % Rec	% Rec Limits	RPD	Max RPD	Qualifiers
1,2-Dichlorobenzene	ug/kg	1000	923	887	92	89	77-114	4	30	
1,2-Dichloroethane	ug/kg	1000	988	966	99	97	67-127	2	30	
1,2-Dichloroethene (Total)	ug/kg	2000	2020	1940	101	97	60-140	4	30	
1,2-Dichloropropane	ug/kg	1000	996	962	100	96	73-132	3	30	
1,3,5-Trimethylbenzene	ug/kg	1000	834	801	83	80	77-131	4	30	
1,3-Dichlorobenzene	ug/kg	1000	944	918	94	92	80-117	3	30	
1,3-Dichloropropane	ug/kg	1000	942	925	94	92	67-127	2	30	
1,4-Dichlorobenzene	ug/kg	1000	909	885	91	88	78-112	3	30	
2,2-Dichloropropane	ug/kg	1000	980	927	98	93	49-160	6	30	
2-Butanone (MEK)	ug/kg	1000	1060	1070	106	107	65-146	1	30	
2-Chlorotoluene	ug/kg	1000	946	906	95	91	70-130	4	30	
2-Hexanone	ug/kg	1000	923	916	92	92	44-146	.8	30	
4-Chlorotoluene	ug/kg	1000	999	970	100	97	71-129	3	30	
4-Methyl-2-pentanone (MIBK)	ug/kg	1000	1030	1020	103	102	64-129	1	30	
Acetone	ug/kg	1000	929	922	93	92	52-133	.7	30	
Benzene	ug/kg	1000	994	944	99	94	79-127	5	30	
Bromobenzene	ug/kg	1000	955	934	95	93	79-117	2	30	
Bromochloromethane	ug/kg	1000	1090	1050	109	105	80-118	3	30	
Bromodichloromethane	ug/kg	1000	929	892	93	89	78-119	4	30	
Bromoform	ug/kg	1000	930	909	93	91	52-122	2	30	
Bromomethane	ug/kg	1000	192	167	19	17	30-160	14	30	L2
Carbon disulfide	ug/kg	1000	1110	1040	111	104	39-134	7	30	
Carbon tetrachloride	ug/kg	1000	1020	962	102	96	70-126	6	30	
Chlorobenzene	ug/kg	1000	940	907	94	91	83-112	4	30	
Chloroethane	ug/kg	1000	907	776	91	78	40-155	16	30	
Chloroform	ug/kg	1000	989	932	99	93	76-120	6	30	
Chloromethane	ug/kg	1000	862	747	86	75	30-150	14	30	
cis-1,2-Dichloroethene	ug/kg	1000	1000	966	100	97	81-128	4	30	
cis-1,3-Dichloropropene	ug/kg	1000	934	900	93	90	74-144	4	30	
Dibromochloromethane	ug/kg	1000	860	828	86	83	75-117	4	30	
Dibromomethane	ug/kg	1000	1000	977	100	98	78-113	2	30	
Dichlorodifluoromethane	ug/kg	1000	734	678	73	68	35-140	8	30	
Ethylbenzene	ug/kg	1000	1010	957	101	96	77-126	5	30	
Hexachloro-1,3-butadiene	ug/kg	1000	728	694	73	69	49-140	5	30	
Isopropylbenzene (Cumene)	ug/kg	1000	913	873	91	87	80-127	4	30	
m&p-Xylene	ug/kg	2000	1860	1780	93	89	78-120	4	30	
Methyl-tert-butyl ether	ug/kg	1000	1210	1190	121	119	78-126	1	30	
Methylene chloride	ug/kg	1000	1090	1050	109	105	68-130	4	30	
n-Butylbenzene	ug/kg	1000	837	801	84	80	73-136	4	30	
n-Propylbenzene	ug/kg	1000	850	822	85	82	78-134	3	30	
Naphthalene	ug/kg	1000	859	859	86	86	47-144	.03	30	
o-Xylene	ug/kg	1000	875	843	88	84	76-123	4	30	
p-Isopropyltoluene	ug/kg	1000	836	803	84	80	69-145	4	30	
sec-Butylbenzene	ug/kg	1000	815	785	82	79	73-137	4	30	
Styrene	ug/kg	1000	962	925	96	93	79-118	4	30	
tert-Butylbenzene	ug/kg	1000	922	895	92	90	76-134	3	30	
Tetrachloroethene	ug/kg	1000	1050	1010	105	101	79-121	4	30	
Toluene	ug/kg	1000	913	879	91	88	77-124	4	30	

This report shall not be reproduced, except in full,
without the written consent of Pace Analytical Services, Inc..

ACCREDITED IN ACCORDANCE WITH nelac

Pace Analytical®
www.pacelabs.com

Pace Analytical Services, Inc.
940 South Harney
Seattle, WA 98108
(206)767-5060

QUALITY CONTROL DATA

Project: Seekins 1197-08
Pace Project No.: 252478

LABORATORY CONTROL SAMPLE & LCSD: 15609 15610

Parameter	Units	Spike Conc.	LCS Result	LCSD Result	LCS % Rec	LCSD % Rec	% Rec Limits	RPD	Max RPD	Qualifiers
trans-1,2-Dichloroethene	ug/kg	1000	1020	979	102	98	77-125	4	30	
trans-1,3-Dichloropropene	ug/kg	1000	1010	986	101	99	65-126	2	30	
Trichloroethene	ug/kg	1000	1030	976	103	98	82-124	5	30	
Trichlorofluoromethane	ug/kg	1000	918	828	92	83	32-142	10	30	
Vinyl chloride	ug/kg	1000	911	827	91	83	42-146	10	30	
Xylene (Total)	ug/kg	3000	2730	2620	91	87	77-127	4	30	
1,2-Dichloroethane-d4 (S)	%				106	106	60-140			
4-Bromofluorobenzene (S)	%				106	108	60-140			
Dibromofluoromethane (S)	%				100	100	60-140			
Toluene-d8 (S)	%				98	99	60-140			

This report shall not be reproduced, except in full,
without the written consent of Pace Analytical Services, Inc..

ACCREDITED IN ACCORDANCE WITH nelac

Pace Analytical®
www.pacelabs.com

Pace Analytical Services, Inc.
940 South Harney
Seattle, WA 98108
(206)767-5060

QUALIFIERS

Project: Seekins 1197-08
Pace Project No.: 252478

DEFINITIONS

DF - Dilution Factor, if reported, represents the factor applied to the reported data due to changes in sample preparation, dilution of the sample aliquot, or moisture content.

ND - Not Detected at or above adjusted reporting limit.

J - Estimated concentration above the adjusted method detection limit and below the adjusted reporting limit.

MDL - Adjusted Method Detection Limit.

S - Surrogate

1,2-Diphenylhydrazine (8270 listed analyte) decomposes to Azobenzene.

Consistent with EPA guidelines, unrounded data are displayed and have been used to calculate % recovery and RPD values.

LCS(D) - Laboratory Control Sample (Duplicate)

MS(D) - Matrix Spike (Duplicate)

DUP - Sample Duplicate

RPD - Relative Percent Difference

Pace Analytical is NELAP accredited. Contact your Pace PM for the current list of accredited analytes.

ANALYTE QUALIFIERS

C0	Result confirmed by second analysis.
L2	Analyte recovery in the laboratory control sample (LCS) was below QC limits. Results for this analyte in associated samples may be biased low.

This report shall not be reproduced, except in full,
without the written consent of Pace Analytical Services, Inc..

ACCREDITED IN ACCORDANCE WITH nelac

Alaska Analytical Laboratory
1956 Richardson Highway
North Pole, Alaska 99705
(907) 687-7394
(907) 488-1266 Fax

Chain of Custody Record

ALASKA ANALYTICAL LABORATORY

Client Contact	Project Manager (PM): Eddie Packee	PM Email: rpeterson@tpeci.com	Date: 11/6/09	COC No: 09-0032
Ryan Peterson	Tel/Fax: (907) 455-7225 / 455-7228	Lab Contact:	Carrier:	Page 1 of 1
Travis Peterson Environmental	Analysis Turnaround Time (Business Day)			Job No. 32
329 2nd Street	Requested Turnaround Time if different from below			
Fairbanks, AK 99701				Comments: Added Trip Blanks to COC. KL
Project Name: Seekins	☒ 6 days (Standard)			
Project Number: 1197-08	☐ 3 days			
	☐ 2 Day			
	☐ 1 Day			

Sample Identification	Sample Date	Sample Time	Sample Type	Matrix	# of Cont.	GRO	8260	DRO	Sample Specific Notes:
1	11/6/09	11:05am	~~S~~ G	Soil	3	X	X	X	
2	11/6/09	11:10 Am	G	Soil	3	X	X	X	
3	11/6/09	11:15am	G	Soil	3	X	X	X	
Trip Blank GRO	11/6/09	11:20am		Soil	1				KL 11/6/09
Trip Blank 8260	11/6/09	11:25am		Soil	1				KL 11/6/09

Preservation Used: 1= Ice, 2= Methanol, 3= Other _____

Possible Hazard Identification
☐ Non-Hazard ☐ Flammable ☐ Skin Irritant ☐ Poison B ☐ Unknown

Sample Disposal (A fee may be assessed if samples are retained longer than 1 month)
☐ Return To Client ☑ Disposal By Lab ☐ Archive For _____ Months

Special Instructions/QC Requirements & Comments [Please note if there is Mercury in the sample.]

Temp Blank 2.4°C Cooler Temp. 3.1°C Custody Seals Intact

Relinquished by:	Company:	Date/Time:	Received by:	Company:	Date/Time:
Ryan Peterson	TPECI	11/6/09 1:53	Kelley Burgess	AAL	11/6/09 2:00 PM
Relinquished by:	Company:	Date/Time:	Received by:	Company:	Date/Time:
Relinquished by:	Company:	Date/Time:	Received by:	Company:	Date/Time:

ALASKA ANALYTICAL LABORATORY

CHAIN OF CUSTODY RECORD

PAGE: 1 OF: 1

Project: SeeKins 1197-08

MAIN LAB & HEADQUARTERS
Alaska Analytical Laboratory
1956 Richardson Highway
North Pole, Alaska 99705
TEL: (907) 687-7394
FAX: (907) 488-0772
Website: www.alaska-analytical.com

Please Include Email Address of Report Recipient Whenever Possible!!!

SUB CONTRATOR: Pace Analytical
COMPANY: Pace Analytical Services
ADDRESS: 940 S. Harney Street
CITY, STATE, ZIP: Seattle, WA 98108-2744
PHONE: (206) 767-5060
FAX: (206) 767-5063
ACCOUNT #:
EMAIL:

SPECIAL INSTRUCTIONS / COMMENTS:
8260 Full List
252478

ITEM #	SAMPLE ID	BOTTLE TYPE	MATRIX	DATE COLLECTED	NUMBER OF CONTAINERS	COMMENTS Methanol Preserved Weights HOT Sample Notation, Additional Sample Description	Client ID
1	0911001-001C SW8260	GLASS_WM	Soil	11/6/2009 11:05:00 AM		4 oz jar added for pmoist.	1
2	0911001-002C SW8260	GLASS_WM	Soil	11/6/2009 11:10:00 AM		4 oz jar added for pmoist.	2
3	0911001-003C SW8260	GLASS_WM	Soil	11/6/2009 11:15:00 AM		4 oz jar added for pmoist.	3
4	0911001-005A SW8260	GLASS_WM	Soil	11/6/2009 11:25:00 AM			Trip Blank 8260

Relinquished By	Date	Time	Received By	Date	Time
Kellan Lovjoy	11/6/09	3:24PM	[illegible]	11/7/09	1029
Relinquished By	Date	Time	Received By	Date	Time

TAT: Standard ✓ RUSH Next BD ☐ 2nd BD ☐ 3rd BD ☐

Note: RUSH requests will incur surcharges!

REPORT TRANSMITTAL DESIRED:
☐ HARDCOPY (extra cost) ☐ FAX ☒ EMAIL ☐ ONLINE

FOR LAB USE ONLY
Temp of samples 0.7 °C Attempt to Cool ?
Comments

Sample Condition Upon Receipt

Pace Analytical

Client Name: Alaska Analytical Project # 252478

Courier: ☐ Fed Ex ☐ UPS ☐ USPS ☐ Client ☐ Commercial ☐ Pace Other Alaskanar

Tracking #: 027-4307 0300

Optional: Proj. Due Date: Proj. Name:

Custody Seal on Cooler/Box Present: ☑ yes ☐ no Seals Intact: ☑ yes ☐ no

Packing Material: ☑ Bubble Wrap ☐ Bubble Bags ☐ None ☐ Other

Thermometer Used Horiba 132013 Type of Ice: (Wet) Blue None ☐ Samples on Ice, cooling process has begun

Cooler Temperature 0.7 Biological Tissue Is Frozen: Yes No

Temp should be above freezing to 6°C

Date and Initials of person examining contents: 11/10/09 JAP

Comments:

Chain of Custody Present:	☑Yes	☐No	☐N/A	1.	
Chain of Custody Filled Out:	☑Yes	☐No	☐N/A	2.	
Chain of Custody Relinquished:	☑Yes	☐No	☐N/A	3.	
Sampler Name & Signature on COC:	☐Yes	☑No	☐N/A	4.	
Samples Arrived within Hold Time:	☑Yes	☐No	☐N/A	5.	
Short Hold Time Analysis (<72hr):	☐Yes	☑No	☐N/A	6.	
Rush Turn Around Time Requested:	☐Yes	☑No	☐N/A	7.	
Sufficient Volume:	☑Yes	☐No	☐N/A	8.	
Correct Containers Used:	☑Yes	☐No	☐N/A	9.	
-Pace Containers Used:	☑Yes	☐No	☐N/A		
Containers Intact:	☑Yes	☐No	☐N/A	10.	
Filtered volume received for Dissolved tests	☐Yes	☐No	☑N/A	11.	
Sample Labels match COC:	☑Yes	☐No	☐N/A	12.	
-Includes date/time/ID/Analysis Matrix: Soil					
All containers needing preservation have been checked.	☐Yes	☐No	☑N/A	13.	
All containers needing preservation are found to be in compliance with EPA recommendation.	☐Yes	☐No	☑N/A		
exceptions: VOA, coliform, TOC, O&G, WI-DRO (water)	☑Yes	☐No		Initial when completed	Lot # of added preservative
Samples checked for dechlorination:	☐Yes	☐No	☑N/A	14.	
Headspace in VOA Vials (>6mm):	☐Yes	☐No	☑N/A	15.	
Trip Blank Present:	☑Yes	☐No	☐N/A	16.	
Trip Blank Custody Seals Present	☐Yes	☐No	☑N/A		
Pace Trip Blank Lot # (if purchased):					

Client Notification/ Resolution: Field Data Required? Y / N

Person Contacted: Date/Time:

Comments/ Resolution:

Project Manager Review: Date:

Note: Whenever there is a discrepancy affecting North Carolina compliance samples, a copy of this form will be sent to the North Carolina DEHNR Certification Office (i.e out of hold, incorrect preservative, out of temp, incorrect containers)

940 South Harney
Seattle WA 98108
(206)767-5060

SAMPLE ACKNOWLEDGMENT

Samples Submitted By: Alaska Analytical Lab
Client Project ID: Seekins 1197-08
Client PO#:

Pace Project Manager: Heidi Geri
Phone (206)767-5060
heidi.geri@pacelabs.com
Pace Analytical Project ID: 252478
Samples Received: November 07, 2009
Estimated Completion: November 16, 2009

Customer Sample ID	Pace Analytical Lab ID	Matrix	Date/Time Collected	Method
0911001-001C	252478001	Solid	11/06/09 11:05	8260 MSV Medium LL Percent Moisture
0911001-002C	252478002	Solid	11/06/09 11:10	8260 MSV Medium LL Percent Moisture
0911001-003C	252478003	Solid	11/06/09 11:15	8260 MSV Medium LL Percent Moisture
0911001-005A	252478004	Solid	11/06/09 11:25	8260 MSV Medium LL Percent Moisture

Please contact your project manager if you recognize any discrepancy in this form or have any questions about your project.

Thank you for choosing Pace Analytical Services, Inc.

Pace Analytical®
www.pacelabs.com

940 South Harney
Seattle WA 98108
(206)767-5060

SAMPLE ACKNOWLEDGMENT

Analyte List

Customer Sample ID	Method	Compound	Reporting Limit	Units
0911001-001C	8260 MSV Medium LL	Dichlorodifluoromethane	25	ug/kg
		Chloromethane	25	ug/kg
		Vinyl chloride	25	ug/kg
		Bromomethane	25	ug/kg
		Chloroethane	25	ug/kg
		Trichlorofluoromethane	25	ug/kg
		Methylene chloride	50	ug/kg
		1,1-Dichloroethene	25	ug/kg
		trans-1,2-Dichloroethene	25	ug/kg
		1,1-Dichloroethane	25	ug/kg
		2,2-Dichloropropane	25	ug/kg
		cis-1,2-Dichloroethene	25	ug/kg
		Chloroform	25	ug/kg
		Bromochloromethane	25	ug/kg
		1,1,1-Trichloroethane	25	ug/kg
		Carbon tetrachloride	25	ug/kg
		1,1-Dichloropropene	25	ug/kg
		Benzene	20	ug/kg
		1,2-Dichloroethane	25	ug/kg
		Trichloroethene	25	ug/kg
		1,2-Dichloropropane	25	ug/kg
		Bromodichloromethane	25	ug/kg
		Dibromomethane	25	ug/kg
		trans-1,3-Dichloropropene	25	ug/kg
		Toluene	25	ug/kg
		cis-1,3-Dichloropropene	25	ug/kg
		1,1,2-Trichloroethane	25	ug/kg
		Tetrachloroethene	25	ug/kg
		1,3-Dichloropropane	25	ug/kg
		Dibromochloromethane	25	ug/kg
		1,2-Dibromoethane (EDB)	25	ug/kg
		Chlorobenzene	25	ug/kg
		1,1,1,2-Tetrachloroethane	25	ug/kg
		Ethylbenzene	25	ug/kg
		m&p-Xylene	50	ug/kg
		o-Xylene	25	ug/kg
		Xylene (Total)	75	ug/kg
		Styrene	25	ug/kg
		Bromoform	25	ug/kg
		Isopropylbenzene (Cumene)	25	ug/kg
		1,1,2,2-Tetrachloroethane	25	ug/kg
		Bromobenzene	25	ug/kg
		1,2,3-Trichloropropane	25	ug/kg
		n-Propylbenzene	25	ug/kg
		2-Chlorotoluene	25	ug/kg
		1,3,5-Trimethylbenzene	25	ug/kg
		4-Chlorotoluene	25	ug/kg
		tert-Butylbenzene	25	ug/kg
		1,2,4-Trimethylbenzene	25	ug/kg
		sec-Butylbenzene	25	ug/kg

Please contact your project manager if you recognize any discrepancy in this form or have any questions about your project.

Thank you for choosing Pace Analytical Services, Inc.

Pace Analytical®
www.pacelabs.com

940 South Harney
Seattle WA 98108
(206)767-5060

SAMPLE ACKNOWLEDGMENT

Analyte List

Customer Sample ID	Method	Compound	Reporting Limit	Units
		p-Isopropyltoluene	25	ug/kg
		1,3-Dichlorobenzene	25	ug/kg
		1,4-Dichlorobenzene	25	ug/kg
		n-Butylbenzene	25	ug/kg
		1,2-Dichlorobenzene	25	ug/kg
		1,2-Dibromo-3-chloropropane	25	ug/kg
		1,2,4-Trichlorobenzene	50	ug/kg
		Hexachloro-1,3-butadiene	50	ug/kg
		Naphthalene	25	ug/kg
		1,2,3-Trichlorobenzene	50	ug/kg
		Methyl-tert-butyl ether	25	ug/kg
		Acetone	250	ug/kg
		Carbon disulfide	25	ug/kg
		2-Butanone (MEK)	250	ug/kg
		4-Methyl-2-pentanone (MIBK)	250	ug/kg
		2-Hexanone	250	ug/kg
		1,2-Dichloroethene (Total)	25	ug/kg
	Percent Moisture	Percent Moisture	0.1	%
0911001-002C	8260 MSV Medium LL	Dichlorodifluoromethane	25	ug/kg
		Chloromethane	25	ug/kg
		Vinyl chloride	25	ug/kg
		Bromomethane	25	ug/kg
		Chloroethane	25	ug/kg
		Trichlorofluoromethane	25	ug/kg
		Methylene chloride	50	ug/kg
		1,1-Dichloroethene	25	ug/kg
		trans-1,2-Dichloroethene	25	ug/kg
		1,1-Dichloroethane	25	ug/kg
		2,2-Dichloropropane	25	ug/kg
		cis-1,2-Dichloroethene	25	ug/kg
		Chloroform	25	ug/kg
		Bromochloromethane	25	ug/kg
		1,1,1-Trichloroethane	25	ug/kg
		Carbon tetrachloride	25	ug/kg
		1,1-Dichloropropene	25	ug/kg
		Benzene	20	ug/kg
		1,2-Dichloroethane	25	ug/kg
		Trichloroethene	25	ug/kg
		1,2-Dichloropropane	25	ug/kg
		Bromodichloromethane	25	ug/kg
		Dibromomethane	25	ug/kg
		trans-1,3-Dichloropropene	25	ug/kg
		Toluene	25	ug/kg
		cis-1,3-Dichloropropene	25	ug/kg
		1,1,2-Trichloroethane	25	ug/kg
		Tetrachloroethene	25	ug/kg
		1,3-Dichloropropane	25	ug/kg
		Dibromochloromethane	25	ug/kg
		1,2-Dibromoethane (EDB)	25	ug/kg
		Chlorobenzene	25	ug/kg

Please contact your project manager if you recognize any discrepancy in this form or have any questions about your project.

Thank you for choosing Pace Analytical Services, Inc.

Pace Analytical®
www.pacelabs.com

940 South Harney
Seattle WA 98108
(206)767-5060

SAMPLE ACKNOWLEDGMENT

Analyte List

Customer Sample ID	Method	Compound	Reporting Limit	Units
		1,1,1,2-Tetrachloroethane	25	ug/kg
		Ethylbenzene	25	ug/kg
		m&p-Xylene	50	ug/kg
		o-Xylene	25	ug/kg
		Xylene (Total)	75	ug/kg
		Styrene	25	ug/kg
		Bromoform	25	ug/kg
		Isopropylbenzene (Cumene)	25	ug/kg
		1,1,2,2-Tetrachloroethane	25	ug/kg
		Bromobenzene	25	ug/kg
		1,2,3-Trichloropropane	25	ug/kg
		n-Propylbenzene	25	ug/kg
		2-Chlorotoluene	25	ug/kg
		1,3,5-Trimethylbenzene	25	ug/kg
		4-Chlorotoluene	25	ug/kg
		tert-Butylbenzene	25	ug/kg
		1,2,4-Trimethylbenzene	25	ug/kg
		sec-Butylbenzene	25	ug/kg
		p-Isopropyltoluene	25	ug/kg
		1,3-Dichlorobenzene	25	ug/kg
		1,4-Dichlorobenzene	25	ug/kg
		n-Butylbenzene	25	ug/kg
		1,2-Dichlorobenzene	25	ug/kg
		1,2-Dibromo-3-chloropropane	25	ug/kg
		1,2,4-Trichlorobenzene	50	ug/kg
		Hexachloro-1,3-butadiene	50	ug/kg
		Naphthalene	25	ug/kg
		1,2,3-Trichlorobenzene	50	ug/kg
		Methyl-tert-butyl ether	25	ug/kg
		Acetone	250	ug/kg
		Carbon disulfide	25	ug/kg
		2-Butanone (MEK)	250	ug/kg
		4-Methyl-2-pentanone (MIBK)	250	ug/kg
		2-Hexanone	250	ug/kg
		1,2-Dichloroethene (Total)	25	ug/kg
	Percent Moisture	Percent Moisture	0.1	%
0911001-003C	8260 MSV Medium LL	Dichlorodifluoromethane	25	ug/kg
		Chloromethane	25	ug/kg
		Vinyl chloride	25	ug/kg
		Bromomethane	25	ug/kg
		Chloroethane	25	ug/kg
		Trichlorofluoromethane	25	ug/kg
		Methylene chloride	50	ug/kg
		1,1-Dichloroethene	25	ug/kg
		trans-1,2-Dichloroethene	25	ug/kg
		1,1-Dichloroethane	25	ug/kg
		2,2-Dichloropropane	25	ug/kg
		cis-1,2-Dichloroethene	25	ug/kg
		Chloroform	25	ug/kg
		Bromochloromethane	25	ug/kg

Please contact your project manager if you recognize any discrepancy in this form or have any questions about your project.

Thank you for choosing Pace Analytical Services, Inc.

Pace Analytical®
www.pacelabs.com

940 South Harney
Seattle WA 98108
(206)767-5060

SAMPLE ACKNOWLEDGMENT

Analyte List

Customer Sample ID	Method	Compound	Reporting Limit	Units
		1,1,1-Trichloroethane	25	ug/kg
		Carbon tetrachloride	25	ug/kg
		1,1-Dichloropropene	25	ug/kg
		Benzene	20	ug/kg
		1,2-Dichloroethane	25	ug/kg
		Trichloroethene	25	ug/kg
		1,2-Dichloropropane	25	ug/kg
		Bromodichloromethane	25	ug/kg
		Dibromomethane	25	ug/kg
		trans-1,3-Dichloropropene	25	ug/kg
		Toluene	25	ug/kg
		cis-1,3-Dichloropropene	25	ug/kg
		1,1,2-Trichloroethane	25	ug/kg
		Tetrachloroethene	25	ug/kg
		1,3-Dichloropropane	25	ug/kg
		Dibromochloromethane	25	ug/kg
		1,2-Dibromoethane (EDB)	25	ug/kg
		Chlorobenzene	25	ug/kg
		1,1,1,2-Tetrachloroethane	25	ug/kg
		Ethylbenzene	25	ug/kg
		m&p-Xylene	50	ug/kg
		o-Xylene	25	ug/kg
		Xylene (Total)	75	ug/kg
		Styrene	25	ug/kg
		Bromoform	25	ug/kg
		Isopropylbenzene (Cumene)	25	ug/kg
		1,1,2,2-Tetrachloroethane	25	ug/kg
		Bromobenzene	25	ug/kg
		1,2,3-Trichloropropane	25	ug/kg
		n-Propylbenzene	25	ug/kg
		2-Chlorotoluene	25	ug/kg
		1,3,5-Trimethylbenzene	25	ug/kg
		4-Chlorotoluene	25	ug/kg
		tert-Butylbenzene	25	ug/kg
		1,2,4-Trimethylbenzene	25	ug/kg
		sec-Butylbenzene	25	ug/kg
		p-Isopropyltoluene	25	ug/kg
		1,3-Dichlorobenzene	25	ug/kg
		1,4-Dichlorobenzene	25	ug/kg
		n-Butylbenzene	25	ug/kg
		1,2-Dichlorobenzene	25	ug/kg
		1,2-Dibromo-3-chloropropane	25	ug/kg
		1,2,4-Trichlorobenzene	50	ug/kg
		Hexachloro-1,3-butadiene	50	ug/kg
		Naphthalene	25	ug/kg
		1,2,3-Trichlorobenzene	50	ug/kg
		Methyl-tert-butyl ether	25	ug/kg
		Acetone	250	ug/kg
		Carbon disulfide	25	ug/kg
		2-Butanone (MEK)	250	ug/kg

Please contact your project manager if you recognize any discrepancy in this form or have any questions about your project.

Thank you for choosing Pace Analytical Services, Inc.

Pace Analytical®
www.pacelabs.com

940 South Harney
Seattle WA 98108
(206)767-5060

SAMPLE ACKNOWLEDGMENT

Analyte List

Customer Sample ID	Method	Compound	Reporting Limit	Units
		4-Methyl-2-pentanone (MIBK)	250	ug/kg
		2-Hexanone	250	ug/kg
		1,2-Dichloroethene (Total)	25	ug/kg
0911001-005A	Percent Moisture	Percent Moisture	0.1	%
	8260 MSV Medium LL	Dichlorodifluoromethane	25	ug/kg
		Chloromethane	25	ug/kg
		Vinyl chloride	25	ug/kg
		Bromomethane	25	ug/kg
		Chloroethane	25	ug/kg
		Trichlorofluoromethane	25	ug/kg
		Methylene chloride	50	ug/kg
		1,1-Dichloroethene	25	ug/kg
		trans-1,2-Dichloroethene	25	ug/kg
		1,1-Dichloroethane	25	ug/kg
		2,2-Dichloropropane	25	ug/kg
		cis-1,2-Dichloroethene	25	ug/kg
		Chloroform	25	ug/kg
		Bromochloromethane	25	ug/kg
		1,1,1-Trichloroethane	25	ug/kg
		Carbon tetrachloride	25	ug/kg
		1,1-Dichloropropene	25	ug/kg
		Benzene	20	ug/kg
		1,2-Dichloroethane	25	ug/kg
		Trichloroethene	25	ug/kg
		1,2-Dichloropropane	25	ug/kg
		Bromodichloromethane	25	ug/kg
		Dibromomethane	25	ug/kg
		trans-1,3-Dichloropropene	25	ug/kg
		Toluene	25	ug/kg
		cis-1,3-Dichloropropene	25	ug/kg
		1,1,2-Trichloroethane	25	ug/kg
		Tetrachloroethene	25	ug/kg
		1,3-Dichloropropane	25	ug/kg
		Dibromochloromethane	25	ug/kg
		1,2-Dibromoethane (EDB)	25	ug/kg
		Chlorobenzene	25	ug/kg
		1,1,1,2-Tetrachloroethane	25	ug/kg
		Ethylbenzene	25	ug/kg
		m&p-Xylene	50	ug/kg
		o-Xylene	25	ug/kg
		Xylene (Total)	75	ug/kg
		Styrene	25	ug/kg
		Bromoform	25	ug/kg
		Isopropylbenzene (Cumene)	25	ug/kg
		1,1,2,2-Tetrachloroethane	25	ug/kg
		Bromobenzene	25	ug/kg
		1,2,3-Trichloropropane	25	ug/kg
		n-Propylbenzene	25	ug/kg
		2-Chlorotoluene	25	ug/kg
		1,3,5-Trimethylbenzene	25	ug/kg

Please contact your project manager if you recognize any discrepancy in this form or have any questions about your project.

Thank you for choosing Pace Analytical Services, Inc.

Pace Analytical®
www.pacelabs.com

940 South Harney
Seattle WA 98108
(206)767-5060

SAMPLE ACKNOWLEDGMENT

Analyte List

Customer Sample ID	Method	Compound	Reporting Limit	Units
		4-Chlorotoluene	25	ug/kg
		tert-Butylbenzene	25	ug/kg
		1,2,4-Trimethylbenzene	25	ug/kg
		sec-Butylbenzene	25	ug/kg
		p-Isopropyltoluene	25	ug/kg
		1,3-Dichlorobenzene	25	ug/kg
		1,4-Dichlorobenzene	25	ug/kg
		n-Butylbenzene	25	ug/kg
		1,2-Dichlorobenzene	25	ug/kg
		1,2-Dibromo-3-chloropropane	25	ug/kg
		1,2,4-Trichlorobenzene	50	ug/kg
		Hexachloro-1,3-butadiene	50	ug/kg
		Naphthalene	25	ug/kg
		1,2,3-Trichlorobenzene	50	ug/kg
		Methyl-tert-butyl ether	25	ug/kg
		Acetone	250	ug/kg
		Carbon disulfide	25	ug/kg
		2-Butanone (MEK)	250	ug/kg
		4-Methyl-2-pentanone (MIBK)	250	ug/kg
		2-Hexanone	250	ug/kg
		1,2-Dichloroethene (Total)	25	ug/kg
	Percent Moisture	Percent Moisture	0.1	%

Please contact your project manager if you recognize any discrepancy in this form or have any questions about your project.

Thank you for choosing Pace Analytical Services, Inc.