

Speedway Store 5310
(Former Tesoro 2 Go Mart #112)
ADEC File #100.26.159

2Q May 2022 GWM Event Report

Prepared For



AUTHORIZATION TO SUBMIT REPORT

Stantec has been authorized by the client, Speedway/7-Eleven (representative Anne Duarte, EHS/RS, Environmental Specialist) to submit this report to the Alaska Department of Environmental Conservation. If you have any questions or need additional information concerning this groundwater monitoring report, please contact me at (907) 227-9883.

Regards,

STANTEC CONSULTING SERVICES INC.

•
• *Bob E. Gilfilian*
•

Bob Gilfilian, P.E.
Project Technical Lead

TABLE OF CONTENTS

ACRONYMS AND ABBREVIATIONS	II
1.0 EXECUTIVE SUMMARY	3
2.0 SITE BACKGROUND	2
3.0 FIELD ACTIVITIES	2
4.0 GROUNDWATER MONITORING RESULTS	4
5.0 IN-SITU CHEMOX REMEDIATION	7
6.0 CONCLUSIONS AND RECOMMENDATIONS	8
7.0 LIMITATIONS	8

LIST OF TABLES

Table 1 Groundwater Elevations	5
Table 2 Field Measured Intrinsic Water Quality Parameters.....	5
Table 3 Groundwater Analytical Results for BTEX, GRO, DRO, TMBs, Napthalene and Sodium.....	4
Table 4 Laboratory Quality Control Objectives	5

LIST OF FIGURES

Figure 1	Location and Vicinity Map
Figure 2	Site Map with Analytical Data

LIST OF APPENDICES

Appendix A	Site Background
Appendix B	Field Methods and Procedures
Appendix C	Field Measurements and Notes
Appendix D	Tables of Historical Groundwater Monitoring Data
Appendix E	Laboratory Analytical Report and ADEC Laboratory Data Review Checklist

ACRONYMS AND ABBREVIATIONS

AAC	Alaska Administrative Code
ADEC	Alaska Department of Environmental Conservation
AK	Alaska Test Method
amsl	above mean sea level
B	the analyte was also detected in the associated method blank
BTEX	benzene, toluene, ethylbenzene, and xylenes
Chemox	chemical oxidation
DO	dissolved oxygen
DRO	diesel range organics
DUP	duplicate sample
EPA	U.S. Environmental Protection Agency
GCL	groundwater cleanup level
GRO	gasoline range organics
J	The identification of the analyte is acceptable; the reported value is an estimate.
Klozur [®] One	Trademarked chemical oxidizer developed by PeroxyChem
mg/L	milligrams per liter
MW	monitoring well
NA	not applicable
PAH	polycyclic aromatic hydrocarbon
ORP	oxidation-reduction potential
QA/ QC	quality assurance/ quality control
SC	specific conductance
SIM	selective ion monitoring
Speedway	Speedway, LLC
Stantec	Stantec Consulting Services, Inc.
Tesoro	Tesoro Refining and Marketing Company
TMB	trimethylbenzene
U	undetected above practical quantification limits shown in parentheses
UST	underground storage tank
VOC	volatile organic compounds

1.0 EXECUTIVE SUMMARY

This 2nd quarter 2022 (semi-annual) Groundwater Monitoring and Remediation Event Report was prepared by Stantec Consulting Services, Inc. (Stantec) on behalf of Speedway LLC for Store #5310 (formerly known as Tesoro 2 Go Mart #112), located at 3392 Badger Road, North Pole, Alaska (**Figure 1**). The methods that were used for this monitoring event were conducted in accordance with the Alaska Department of Environmental Conservation (ADEC) approved 2022 Corrective Action Work Plan for this site (see **Appendix B**).

The groundwater monitoring event on May 17, 2022, was conducted by Stantec personnel Engineer-In-Training Geoff Moorhead and Geologist-in-Training Remi Malenfant. The sampling task included measuring the depth to groundwater, measuring water quality parameters, and collecting and analyzing groundwater samples from Monitoring Wells MW-02, MW-03, MW-06, MW-10, MW17-2, and MW17-5 (**Figure 2**).

Results of the analytical sampling showed analytes were present at concentrations exceeding ADEC groundwater cleanup levels (GCLs) as listed in Alaska Administrative Code (AAC) 18AAC 75.345 Table C (updated September 18, 2019) for all wells tested except for MW-02. Monitoring wells and the respective analytes in exceedance of ADEC GCLs included:

- MW-03: Benzene, ethylbenzene, total xylenes, gasoline-range organics (GRO), 1,2,4-trimethylbenzene (TMB), 1,3,5-TMB, and naphthalene.
- MW-17-2: Ethylbenzene and 1,2,4-TMB.
- MW-17-5: Benzene, toluene, ethylbenzene, total xylenes, GRO, 1,2,4-TMB, and 1,3,5-TMB.
- MW-10: Benzene.

The groundwater levels were measured in all of the above monitoring wells. The well casings in monitoring wells MW-6 and MW-10 were noted to be frost-jacked; consequently the groundwater elevations for this monitoring event were not computed to determine the groundwater flow direction and gradient across the site. Stantec plans to resurvey all of the monitoring wells later this summer to recompute the groundwater flow characteristics. Past of several years of monitoring the groundwater levels across this site, the direction of groundwater is typically towards the slough to the east-northeast.

An injection of Klozur[®] One product (a chemical oxidizer) was not completed during the 1st quarter due to the severe winter conditions but is planned for the 2nd quarter in the month of June 2022.

2.0 SITE BACKGROUND

Background information is summarized in **Appendix A**.

3.0 FIELD ACTIVITIES

The following field activities were conducted during this monitoring event:

- Measured depth to groundwater in Monitoring Wells MW-02, MW-03, MW-06, MW-10, MW-17-2, and MW-17-5.
- Collected field measurements of the following intrinsic water quality parameters: temperature, pH, dissolved oxygen (DO), oxidation-reduction potential (ORP), and specific conductance (SC).
- Collected groundwater samples from Monitoring Wells MW-02, MW-03, MW-06, MW-10, MW-17-2, and MW-17-5, and submitted them for laboratory analysis for the following tests: U.S. Environmental Protection Agency (EPA) Method 8260C for Volatile Organic Compounds (VOC) including benzene, toluene, ethylbenzene, and xylenes (BTEX); 8270D-SIM for polycyclic aromatic hydrocarbon (PAH); Alaska Test Method AK101 for GRO; AK102 for DRO; and EPA Test Method 200.8 metals for sodium.

Field methods and procedures are provided in **Appendix B** and field measurements and notes are provided in **Appendix C**.

4.0 GROUNDWATER MONITORING RESULTS

Groundwater Levels. **Table 1** presents groundwater elevations in the monitoring wells that were based on the depths to static groundwater levels measured during this monitoring event. The well casings in monitoring wells MW-6 and MW-10 were noted to be frost-jacked; consequently the groundwater elevations for this monitoring event were not computed to determine the groundwater flow direction and gradient across the site. Stantec plans to resurvey all of the monitoring wells later this summer to recompute the groundwater flow characteristics.

Table 1 Groundwater Elevations
Measurements taken on May 17, 2022

Monitoring Well Identification	Top of Casing Elevation (feet) ¹	Depth to Groundwater (feet)	Groundwater Elevation (feet)
MW-1	398.39	NM	NM
MW-2	398.76	7.98	390.78
MW-3	398.80	8.18	390.62
MW-4	398.37	NM	NM
MW-6	401.37	11.63	389.74 ²
MW-10	401.52	12.20	389.32 ²
MW-17-2	398.28	7.56	390.72
MW-17-5	398.60	7.92	390.68

Key:

- 1 Based on vertical control survey of July 21, 2021, based on an arbitrary datum of 400 feet established at a local benchmark in 2003.
- 2 Well casing was observed to be frost-jacked.

Field Parameters. The results of intrinsic water quality parameters (temperature, pH, dissolved oxygen (DO), oxidation-reduction potential (ORP), and specific conductance (SC)) measured during this monitoring event are presented in **Table 2**. Also, the high SC level and low pH level measured in MW-3 and MW-17-2 may be an indication of impact from the chemox treatment process.

Table 2 Field Measured Intrinsic Water Quality Parameters
Measurements taken on May 17, 2022

Monitoring Well Identification	Purged Volume (gallons)	Temperature (°C)	pH	DO (mg/L)	ORP (mV)	SC (µs/cm°C)
MW-01	NM	NM	NM	NM	NM	NM
MW-02	6	4.54	6.82	8.53	-44.6	245
MW-03	11	4.6	6.74	7.74	-73.7	366
MW-04	NM	NM	NM	NM	NM	NM
MW-06	3.3	3.99	6.93	1.98	17.2	223
MW-10	3.4	2.64	6.98	1.99	11.3	209
MW-17-2	3.5	4.16	6.53	2.55	-68	344
MW-17-5	7	3.56	6.84	4.78	-82.1	300

Key:
 °C degrees Celsius
 µs/cm°C microSiemens per centimeter degrees Celsius
 mg/L milligrams per liter
 mV millivolts
 DO Dissolved Oxygen
 NM Not measured
 ORP oxidation-reduction potential
 pH log [H⁺]
 SC specific conductance corrected to 25°C

Water Sample Analytical Results. Laboratory analytical results for BTEX, naphthalene, GRO, DRO, 1,2,4-TMB, 1,3,5-TMB, and sodium in the groundwater samples collected during this monitoring event are summarized in **Table 3**. The laboratory analytical report is provided in **Appendix E**. The site name on the laboratory report and COC is inconsistent with the actual site due to a communication error while ordering bottles. Historical monitoring data for this site are tabulated in **Appendix D**.

Sodium concentrations in wells MW-3 and MW-17-2 are relatively high compared to the other wells and probably are an indication of the chemox treatments with Klozur[®] One. The benzene detected in MW-10 will be further evaluated during the next monitoring event to determine the source of contamination, if possible.

Table 3 Groundwater Analytical Results for BTEX, GRO, DRO, TMBs, Naphthalene and Sodium
Samples collected on May 17, 2022

ID	BENZENE	TOLUENE	ETHYL-BENZENE	XYLENES (TOTAL)	GRO	DRO	1,2,4-TMB	1,3,5-TMB	NAPHTHALENE ¹	SODIUM
UNITS	mg/L	mg/L	mg/L	mg/L	mg/L	mg/L	mg/L	mg/L	mg/L	mg/L
MW-01	NM	NM	NM	NM	NM	NM	NM	NM	NM	NM
MW-02	0.000328 J	U (0.00100)	0.00468	0.00768	0.126 B	0.380 J	0.0114	0.00461	U (0.000250)	11.5
MW-03	0.0129	0.101	0.165	1.08	2.38	1.49	0.226	0.124	0.00354	41.0
DUP1	0.0132	0.131	0.187	1.71	2.31	1.25	0.322	0.134	0.00288	42.0
MW-04	NM	NM	NM	NM	NM	NM	NM	NM	NM	NM
MW-06	U (0.00100)	U (0.00100)	0.000372 J	U (0.00300)	0.0850 B,J	U (0.840)	U (0.00100)	0.000565 J	U (0.00250)	8.98
MW-10	0.00974	0.00387	U (0.00100)	0.000289 J	0.0330 B,J	U (0.800)	U (0.00100)	U (0.00100)	U (0.00250)	6.53
MW-17-2	0.000632 J	0.00165 J	0.0333	0.0968	0.573	1.15	0.247	0.0374	0.000423	37.5
MW-17-5	0.196	1.45	0.276	1.13	4.07	1.13	0.380	0.114	U (0.00250)	15.4
GCLS	0.0046	1.1	0.015	0.19	2.2	1.5	0.056	0.06	0.0017	NA

Key:

- | | | | |
|-------------|---|-------|--|
| 1 | Results from VOC Method 8260 D | GCLs | Groundwater cleanup levels, 18 AAC 75.345, Table C, (9/18/2019) |
| B | Analyte also detected in associated blank | GRO | Gasoline range organics analyzed by AK101. |
| Bold | indicates the concentration exceeds the GCL or the estimated quantitation limit exceeds the GCL | mg/L | milligrams per liter |
| J | The identification of the analyte is acceptable; the reported value is an estimate. | NA | Not Applicable |
| DUP | Duplicate sample of the preceding sample (MW-17-02). | U () | Undetected above practical quantitation limits shown in parentheses. |
| DRO | Diesel range organics analyzed by AK102. | | |

Quality Assurance (QA)/Quality Control (QC) Review. PACE Analytical met all laboratory QA/QC criteria during the analysis of groundwater samples for this sampling event. **Table 4** provides a summary of the laboratory QC objectives and outcomes for this monitoring event. Laboratory QC data and the ADEC Laboratory Data Review Checklist are included with the laboratory report in **Appendix E**.

Sample DUP1 is a quality control duplicate of Sample MW-17-02. The duplicate sample set was collected to determine the precision of the field collection and laboratory analyses for this sampling event. Data presented in **Table 4** show that the precision for the duplicate sample set exceeded the established QA criteria tolerance for total xylenes. The holding times were within established criteria.

Table 4 Laboratory Quality Control Objectives

Quality Control Designation	Tolerance	Results for this Event
Holding Times		
DRO/Water/to analyze	40 days	10 days
DRO/Water/to extract	14 days	10 days
GRO/Water/to analyze	14 days	10 days ¹
VOCs/Water/to analyze	14 days	11 days ¹
SVOCs/Water/to analyze	40 days	7 days
SVOCs/Water/to extract	7 days	7 days
Field Duplicates – Precision		
Benzene	± 30%	2.30%
Toluene	± 30%	25.86%
Ethylbenzene	± 30%	12.50%
Xylenes	± 30%	45.16%
Naphthalene	± 30%	20.56%
GRO	± 30%	2.99%
DRO	± 30%	17.52%

Key:

% Absolute value percentage of variance

± Absolute Value

DRO diesel range organics

GRO gasoline range organics

SVOC Semi-volatile organic compound

VOC Volatile organic compound

BOLD Exceeds precision tolerance

1 Maximum value; some samples analyzed/extracted earlier

5.0 IN-SITU CHEMOX REMEDIATION

An injection of Klozur[®] One product (chemical oxidizer) was not completed during the 1st quarter due to the severe winter conditions but is planned for the 2nd quarter in the month of June 2022.

6.0 CONCLUSIONS AND RECOMMENDATIONS

The following summarizes laboratory test results that exceeded the GCLs for the May 2022 semi-annual groundwater monitoring event:

- MW-03: Benzene, ethylbenzene, total xylenes, GRO, 1,2,4-TMB, 1,3,5-TMB, and naphthalene.
- MW-17-2: Ethylbenzene and 1,2,4-TMB.
- MW-17-5: Benzene, toluene, ethylbenzene, total xylenes, GRO, 1,2,4-TMB, and 1,3,5-TMB.
- MW-10: Benzene.

The benzene detected in MW-10 will be further evaluated during the next monitoring event to determine the source of contamination, if possible.

The groundwater levels were measured in all of the above monitoring wells. The well casings in monitoring wells MW-6 and MW-10 were noted to be frost-jacked; consequently the groundwater elevations for this monitoring event were not computed to determine the groundwater flow direction and gradient across the site. Stantec plans to resurvey all of the monitoring wells later this summer to recompute the groundwater flow characteristics.

An injection of Klozur[®] One product (chemical oxidizer) was not completed during the 1st quarter due to the severe winter conditions but is planned for the 2nd quarter in the month of June 2022.

No anomalies were found during the May 2022 semi-annual monitoring event that would require additional corrective action or changes to the approved year 2022 Corrective Action Work Plan for this site.

7.0 LIMITATIONS

Stantec conducted this monitoring event in accordance with the 2022 Corrective Action Work Plan approved by ADEC, and in a manner consistent with the level of skill ordinarily exercised by members of the profession currently practicing under similar conditions. All sampling activities were completed in accordance with the ADEC *Underground Storage Tanks Procedures Manual – Standard Sampling Procedures* (March 22, 2017). The conclusions in this report are Stantec's professional opinion, as of the time of the report, and concerning the scope described in the report. The opinions in the document are based on conditions and information existing at the time the scope of work was conducted and do not take into account any subsequent changes. This report relates solely to the specific project for which Stantec was retained and the stated purpose for which the report was prepared. The report is not to be used or relied on for any variation or extension of the project, or for any other project or purpose, and any unauthorized use or reliance is at the recipient's own risk.

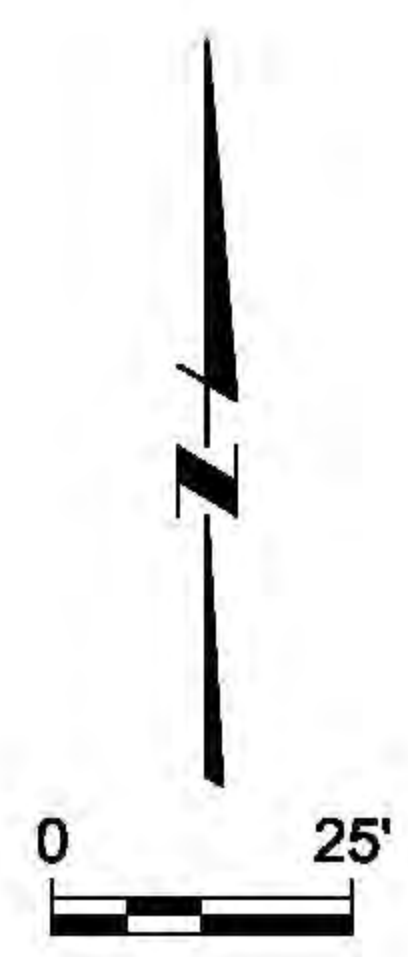
This report is intended solely for use by the client in accordance with Stantec's contract with the client. While the report may be provided to applicable authorities having jurisdiction and others

for whom the client is responsible, Stantec does not warrant the services to any third party. The report may not be relied upon by any other party without the express written consent of Stantec, which may be withheld at Stantec's discretion.

FIGURES

- Figure 1 Location and Vicinity Map
Figure 2 Site Map with Analytical Data
-





**COLONIAL PLAZA MALL
DRINKING WELL,
MORNING STAR SUB. TRACT D
APPROXIMATELY 180'
NORTH OF THIS POINT**

MW-3 5/16/22

124-TMB	0.322
135-TMB	0.134
BENZENE	0.0132
DRO	1.49
ETHYLBENZENE	0.187
GRO	2.38
NAPHTHALENE	0.00354
SODIUM	42
TOLUENE	0.131
XYLENES	1.71

MW17-2 5/16/22

124-TMB	0.247
135-TMB	0.0374
BENZENE	0.000632
DRO	1.15
ETHYLBENZENE	0.0333
GRO	0.573
NAPHTHALENE	0.000423
SODIUM	37.5
TOLUENE	0.00165
XYLENES	0.0968

MW17-5 5/16/22

124-TMB	0.38
135-TMB	0.114
BENZENE	0.196
DRO	1.13
ETHYLBENZENE	0.276
GRO	4.07
NAPHTHALENE	U(0.000250)
SODIUM	15.4
TOLUENE	1.45
XYLENES	1.13

MW-2 5/16/22

124-TMB	0.0114
135-TMB	0.00461
BENZENE	0.000328
DRO	0.38
ETHYLBENZENE	0.00468
GRO	0.126
NAPHTHALENE	U(0.000250)
SODIUM	11.5
TOLUENE	U(0.00100)
XYLENES	0.00768

MW-10 5/16/22

124-TMB	U(0.00100)
135-TMB	U(0.00100)
BENZENE	0.00974
DRO	U(0.800)
ETHYLBENZENE	U(0.00100)
GRO	0.033
NAPHTHALENE	U(0.000250)
SODIUM	6.53
TOLUENE	0.00387
XYLENES	0.000289

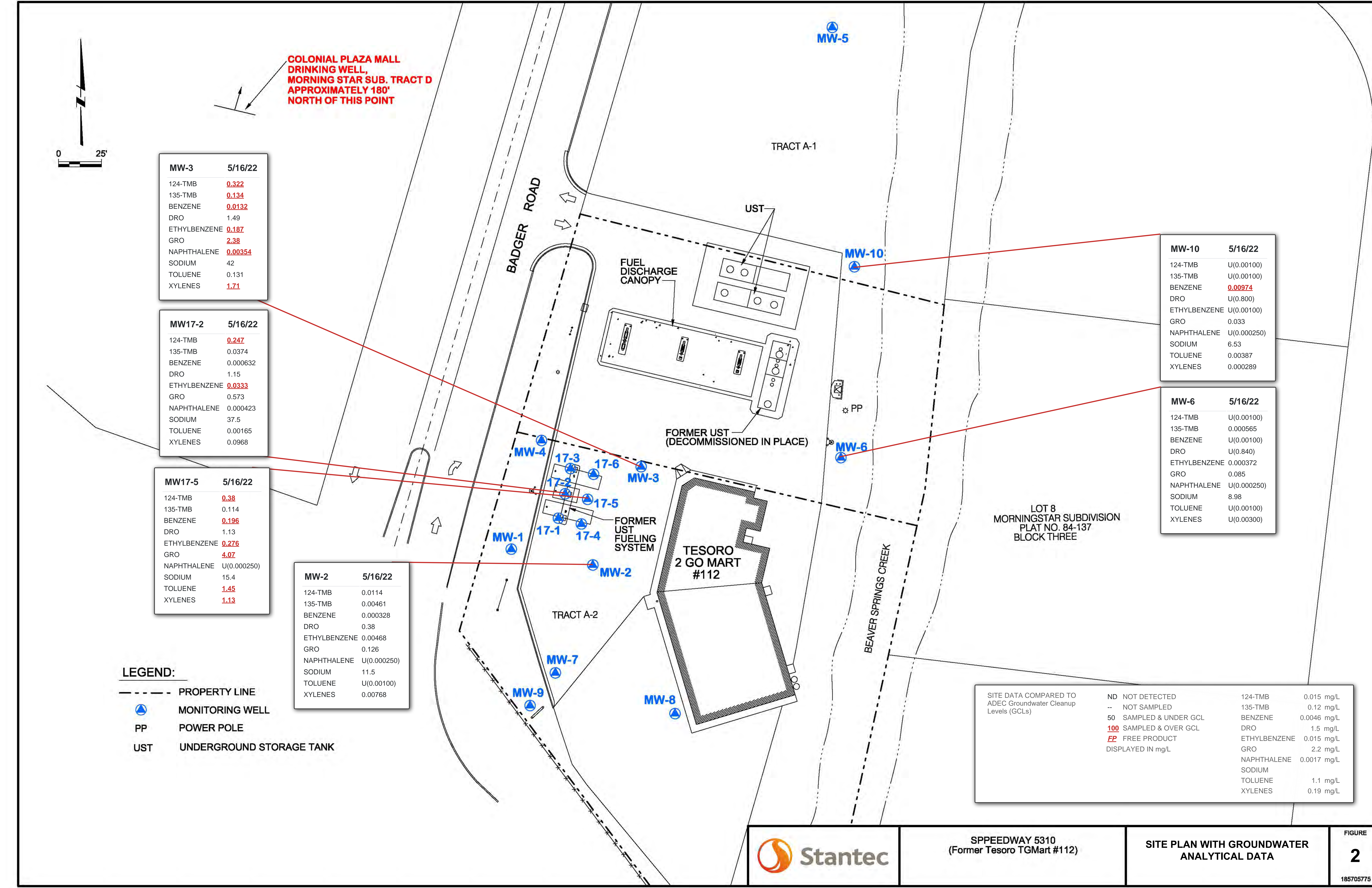
MW-6 5/16/22

124-TMB	U(0.00100)
135-TMB	0.000565
BENZENE	U(0.00100)
DRO	U(0.840)
ETHYLBENZENE	0.000372
GRO	0.085
NAPHTHALENE	U(0.000250)
SODIUM	8.98
TOLUENE	U(0.00100)
XYLENES	U(0.00300)

SITE DATA COMPARED TO ADEC Groundwater Cleanup Levels (GCLs)

ND	NOT DETECTED	124-TMB	0.015 mg/L
--	NOT SAMPLED	135-TMB	0.12 mg/L
50	SAMPLED & UNDER GCL	BENZENE	0.0046 mg/L
100	SAMPLED & OVER GCL	DRO	1.5 mg/L
FP	FREE PRODUCT	ETHYLBENZENE	0.015 mg/L
	DISPLAYED IN mg/L	GRO	2.2 mg/L
		NAPHTHALENE	0.0017 mg/L
		SODIUM	
		TOLUENE	1.1 mg/L
		XYLENES	0.19 mg/L

- LEGEND:**
- PROPERTY LINE
 - ⊕ MONITORING WELL
 - PP POWER POLE
 - UST UNDERGROUND STORAGE TANK



APPENDIX A

Site Background

APPENDIX A – SITE BACKGROUND

Speedway Store 5310 (former Tesoro 2 Go Mart #112) 3392 Badger Road, North Pole, Alaska)
ADEC Facility ID #1116; ADEC File #100.26.159

Tesoro 2 Go Mart #112 is a retail fuel service/convenience store located northeast of the Richardson Highway overpass on Badger Road in North Pole, Alaska. The property is approximately 1.9 acres in size and the legal description is Tract A-2, Morningstar Subdivision. The store is in the north end of a small strip mall. Beaver Springs Creek flows to the north immediately behind the strip mall. Three underground storage tanks (USTs) were initially installed to serve the original convenience store in December 1984.

November 1996. During field installation of a cathodic protection system on the USTs, a petroleum hydrocarbon release was discovered in several subsurface boreholes drilled around the perimeter of the USTs.

May 1997. Gilfilian Engineering and Environmental Testing, Inc. (GE²T) completed a Phase 1 Release Investigation (RI) at the site and installed four groundwater monitoring wells. In addition, representative water samples were collected from the mall drinking water system (served by an on-site water well) and from Beaver Springs Creek. Petroleum contaminants were detected above Alaska Department of Environmental Conservation (ADEC) cleanup levels in samples collected from all four soil borings/monitoring wells. Petroleum contaminants were detected at very low concentrations in the creek water samples, and none in the drinking water sample.

September 1997. Free phase petroleum was discovered in two of the four groundwater monitoring wells at the site, and dissolved petroleum contaminants was detected above ADEC groundwater cleanup levels (GCLs) in the other two monitoring wells.

March 1998. A well search was conducted within a ¼-mile radius of the site. The findings of the well search noted there were approximately 24 domestic water supply wells within the search radius.

August/September 1998. GE²T conducted a UST Closure Site Assessment (SA) at the site. Three USTs and associated piping and dispensers were removed from the site and a new UST system was installed on an adjacent downgradient lot (to the north) of the site on Tract A-1 Morning Star Subdivision. Petroleum hydrocarbon contamination was found in the monitoring wells constructed in the area of the former and new UST systems. Seven soil vapor extraction (SVE) wells and sixteen air sparge (AS) wells systems were installed at the site for remediation of contamination found in the vadose soil zone and groundwater table beneath the site. Additional AS and SVE wells were installed at a later date

September 1999. An SA was completed for the removal of the new UST that were installed in September 1998 and replace with a new UST. Soil contamination was discovered in the area of

the replacement UST system. Contaminated soil was removed and transported off-site for thermal treatment.

June 2000. GE²T conducted a RI for installation of an additional monitoring well (MW-6) at the site. No contaminants were detected in soil samples from the boring.

March 2001. A Falco 300 Cat-Ox unit was installed as part of the remediation system to treat vapors captured in the SVE system.

September/October 2003. MWH Americas, Inc. (MWH) completed a RI that included the installation of additional AS and groundwater monitoring wells. The RI involved drilling five soil borings, of which four were completed as AS wells (AS-20, AS-21, AS-22, and AS-23) and one monitoring well (MW-7). Contaminants were detected in soil from borings MW-7, AS-20, and AS-21 and the water sample from MW-7.

March 2004. MWH completed a RI that involved the drilling two soil borings. These borings were completed as 2-inch diameter monitoring wells (MW-8 and MW-9). Laboratory results indicate that no contaminants were detected in the soil or groundwater samples collected.

September 2004. MWH completed a RI that involved the drilling of one soil boring. The boring that was completed as 2-inch diameter monitoring well (MW-10). Laboratory results indicate that no contaminants were detected in the soil samples collected. Benzene was detected above the GCL water sample collected from MW-10.

May 2005. Benzene, toluene, ethylbenzene, GRO, and DRO were detected above the ADEC GCLs in Monitoring Well MW-3. Benzene, GRO, and DRO were also detected above the GCLs in Monitoring Well MW-2. No analytes of concern were detected above the GCLs in any of the other tested wells. The AS and SVE systems remained in operation.

September 2005. Benzene, GRO, and DRO were detected above the ADEC GCLs in Monitoring Wells MW-2 and MW-3. Toluene was also detected above the GCL in Monitoring Well MW-3. No analytes of concern were detected above the GCLs in Monitoring Well MW-10. The AS and SVE systems remained in operation. The SVE exhaust vapor concentrations had decreased to a relatively low level that no longer necessitated the use of the catalytic oxidizer unit. Therefore, the catalytic oxidizer was disconnected from the SVE system in summer 2005.

May 2006. Benzene, toluene, ethylbenzene, xylenes, GRO, and DRO were detected above the ADEC GCLs in Monitoring Well MW-3. GRO and DRO were also detected above the GCLs in Monitoring Well MW-2. No analytes of concern were detected above the GCLs in Monitoring Wells MW-4, MW-5, MW-6, MW-7, MW-8, MW-9, and MW-10. The AS and SVE system were shut down until system maintenance could be performed.

November 2006. Benzene, toluene, ethylbenzene, and gasoline range organics were detected above the ADEC GCLs in Monitoring Wells MW-2 and MW-3. Xylenes and diesel range organics

were also detected above the GCLs in Monitoring Well MW-3. No analytes of concern were detected above the GCLs in Monitoring Well MW-10. AS and SVE system were brought back online after system repair was performed.

May 2007. GRO and DRO were detected above the ADEC GCLs in Monitoring Wells MW-2 and MW-3. Benzene, toluene, ethylbenzene, and xylenes were detected above the practical quantitation limits (PQLs) in Monitoring Wells MW-2 and MW-3, but only benzene was above the GCL. DRO was detected above the PQL, but below the GCL, in Monitoring Wells MW-4 and MW-5. No analytes of concern were detected above the PQLs in Monitoring Wells MW-1, MW-6, MW-8, MW-9, and MW-10. AS and SVE system remain in operation.

April 2008. DRO was detected above the ADEC GCLs in Monitoring Wells MW-2, MW-3, and MW-4. GRO were detected above the ADEC GCLs in Monitoring Wells MW-3 and MW-4. Benzene was also detected above the GCLs in Monitoring Well MW-3. DRO in Monitoring Well MW-1; ethylbenzene, xylenes, and GRO in MW-2; toluene, ethylbenzene, and xylenes in Monitoring Well MW-3; and benzene, toluene, ethylbenzene, and xylenes in Monitoring Well MW-4 were detected above the PQLs, but below the GCLs. No analytes were detected above the PQLs in Monitoring Wells MW-5 through MW-10. AS and SVE system remain in operation.

October 2008. DRO were detected above the ADEC GCL in Monitoring Well MW-3. GRO were detected above the GCL in Monitoring Wells MW-2 and MW-3. All other analytes were detected above the PQLs, but below the GCLs, in Monitoring Wells MW-2 and MW-3. No analytes were detected above the PQLs in Monitoring Well MW-10. AS and SVE system remain in operation.

May 2009. Diesel range organics were detected above the ADEC GCLs in Monitoring Wells MW-1, MW-2, and MW-3. GRO were detected above the GCL in Monitoring Wells MW-2 and MW-3. Benzene was detected above the GCL in Monitoring Well MW-3. All other analytes were detected above the PQLs, but below the GCLs, in Monitoring Wells MW-2 and MW-3. Toluene in Monitoring Wells MW-1 through MW-4, and MW-8; ethylbenzene in Monitoring Wells MW-1 through MW-3, MW-7, and MW-8; xylenes in Monitoring Wells MW-1 through MW-4 and MW-7 through MW-9; and GRO in Monitoring Well MW-7 were detected above PQLs but below GCLs. All other analytes in the above wells sampled were not detected above the PQLs. No analytes were detected above the PQLs in Monitoring Wells MW-5, MW-6, and MW-10. AS and SVE system remain in operation.

October 2009. All analytes tested were detected above the ADEC GCLs in Monitoring Well MW-3. Ethylbenzene and gasoline range organics were detected above the GCLs in Monitoring Well MW-2. Benzene, toluene, xylenes, and diesel range organics were detected above the practical quantitation limits, but below the GCLs, in Monitoring Well MW-2. No analytes of concern were detected above the practical quantitation limits in Monitoring Well MW-10. AS and SVE system remain in operation.

June 2010. Benzene, GRO, and DRO were detected above the ADEC groundwater cleanup levels GCLs in Monitoring Well MW-3. Toluene, ethylbenzene, and xylenes were detected above the

PQLs, but below the GCLs, in Monitoring Well MW-3. Benzene, toluene, ethylbenzene, xylenes, and GRO were detected above the PQLs, but below the GCLs, in Monitoring Wells MW-1 and MW-2. DRO was also detected above the PQL, but below the GCL, in Monitoring Well MW-2. No analytes of concern were detected above the PQLs in Monitoring Wells MW-4, MW-6, or MW-10. AS and SVE system remain in operation. Measurements of the SVE exhaust with a PID indicated low amounts of volatile petroleum hydrocarbons are being removed from the vadose soil zone.

October 2010. Benzene, toluene, ethylbenzene, xylenes, GRO, and DRO were detected above the ADEC GCLs in Monitoring Well MW-3. GRO was detected above the GCL in Monitoring Well MW-2. Benzene, toluene, ethylbenzene, xylenes, and DRO were detected above the PQLs, but below the GCLs, in Monitoring Well MW-2. No analytes of concern were detected above the PQLs in Monitoring Well MW-10. AS and SVE system remain in operation.

May 2011. Benzene, toluene, ethylbenzene, xylenes, GRO, and DRO were detected above the ADEC GCLs in Monitoring Well MW-3. GRO and DRO were detected above the GCL in Monitoring Well MW-2. Benzene, toluene, ethylbenzene, and xylenes were detected above the PQLs, but below the GCLs, in Monitoring Well MW-2. Toluene, ethylbenzene, xylenes, GRO, and DRO were also detected above the PQLs, but below the GCLs, in Monitoring Well MW-1. Benzene was not detected above the PQL in Monitoring Well MW-1. No analytes of concern were detected above the PQLs in Monitoring Wells M-4, MW-6, and MW-10. AS and SVE system remain in operation.

October 2011. Benzene, toluene, ethylbenzene, xylenes, GRO, and DRO were detected above the ADEC GCLs in Monitoring Well MW-3. GRO was detected above the GCL in Monitoring Well MW-2. Ethylbenzene, xylenes, and DRO were detected above the PQLs, but below the GCLs, in Monitoring Well MW-2. Benzene and toluene were not detected above the PQLs in MW-2; however, the PQL for benzene is above the GCL and the result might exceed the GCL. No analytes of concern were detected above the PQLs in Monitoring Wells MW-6 and MW-10. The AS and SVE systems remain in operation on a full-time basis.

May 2012. Benzene, toluene, ethylbenzene, xylenes, GRO, and DRO were detected above GCLs in Monitoring Well MW-3. Benzene and GRO were detected above GCLs in Monitoring Well MW-2. Benzene, toluene, ethylbenzene, xylenes, and GRO were detected above PQLs and below GCLs in Monitoring Well MW-1. Toluene, ethylbenzene, and xylenes were detected above PQLs and below GCLs in Monitoring Well MW-2. No other analytes were detected above the PQLs in any of the samples collected during this monitoring event. The AS and SVE systems remained in operation on a full-time basis.

October 2012. Benzene and GRO were detected above GCLs in Monitoring Well MW-3. Benzene, toluene, ethylbenzene, xylenes, GRO, and DRO were detected above PQLs and below GCLs in Monitoring Well MW-2. Toluene, ethylbenzene, xylenes, and DRO were detected above PQLs and below GCLs in Monitoring Well MW-3. The AS and SVE systems were taken offline pending repairs and improvements. A total of 130 gallons of Klozur CR[®] was applied at the site

over two events. Approximately 10 gallons of Klozur CR was poured into SVE-7, and approximately 55 gallons into SVE-9 on August 29, 2012. Additionally, 65 gallons of Klozur CR were injected into Well SVE-9 on October 9, 2012.

May 2013. Benzene, toluene, ethylbenzene, xylenes, GRO, and DRO were detected above GCLs in Monitoring Well MW-3. Benzene, ethylbenzene, xylenes, GRO, and DRO were detected above PQLs but below GCLs in Monitoring Well MW-1. Benzene, toluene, ethylbenzene, xylenes, and GRO were detected above PQLs but below GCLs in Monitoring Well MW-2. The AS and SVE systems remain offline pending repairs and improvements.

September 2013. Benzene, toluene, ethylbenzene, xylenes, GRO, and DRO were detected above GCLs in Monitoring Well MW-3. GRO was detected above GCL in Monitoring Well MW-2. Benzene, toluene, ethylbenzene, xylenes, and DRO were detected above PQLs but below GCLs in Monitoring Well MW-2. The AS and SVE systems remain offline pending repairs and improvements.

May 2014. Benzene, GRO, and DRO were detected above GCLs in Monitoring Well MW-3. Ethylbenzene, xylenes, and DRO were detected above PQL and below GCLs in Monitoring Well MW-1. Benzene, ethylbenzene, xylenes, GRO, and DRO were detected above PQLs but below GCLs in Monitoring Well MW-2. Toluene, ethylbenzene, and xylenes were detected above PQLs and below GCLs in Monitoring Well MW-3. Xylenes were detected above PQLs but below GCLs in Monitoring Well MW-10. The AS and SVE systems remain offline pending repairs and improvements.

September 2014. Benzene, toluene, ethylbenzene, xylenes, GRO, and DRO were detected above GCLs in Monitoring Well MW-3. Benzene, toluene, ethylbenzene, xylenes, and GRO were detected above PQLs and below GCLs in Monitoring Well MW-2. The AS and SVE systems remain offline pending repairs and improvements.

May 2015. Benzene, toluene, ethylbenzene, xylenes, GRO, and DRO were detected above GCLs in Monitoring Well MW-3. DRO was detected above GCL in Monitoring Wells MW-1 and MW-2. Toluene, ethylbenzene, xylenes, and GRO were detected above PQLs but below GCLs in Monitoring Well MW-1. Benzene, ethylbenzene, xylenes, and GRO were detected above PQLs but below GCLs in Monitoring Well MW-2. DRO was detected above PQL but below GCL in Monitoring Well MW-4. The AS and SVE systems remain offline pending repairs and improvements.

October 2015. Benzene and GRO were detected above GCLs in Monitoring Well MW-2. Benzene, toluene, ethylbenzene, total xylenes, GRO, and DRO were detected above GCLs in Monitoring Well MW-3. One or more analytes were detected above the PQLs, but below the GCLs, in Monitoring Wells MW-2 (all analytes), MW-6 (DRO), and MW-10 (DRO). The AS and SVE systems remain offline pending repairs and improvements. Chemical oxidation of the groundwater at the site was conducted on October 6, 2015, with the injection of Klozur CR[®] into

Injection Well SVE-6 and well clusters SVE-7 and SVE-9 located at the footprint of the former underground storage tanks (USTs – Figure 3). Follow-up intrinsic measurements indicated negligible influence of the injection on groundwater at Monitoring Well MW-3.

May 2017. Results of analytical sampling showed concentrations exceeding the GCLs for:

- Monitoring Well MW-1: ethylbenzene, xylenes, 1,2,4-trimethylbenzene, and DRO.
- Monitoring Well MW-2: ethylbenzene, xylenes, 1,2,4-trimethylbenzene, naphthalene, and GRO.
- Monitoring Well MW-3: benzene, ethylbenzene, xylenes, 1,2,4-trimethylbenzene, 1,3,5-trimethylbenzene, naphthalene, GRO, and DRO.

One or more analytes were detected above the PQLs, but below the GCLs, in Monitoring Wells MW-1, MW-2, MW-3, MW-4, and MW-10.

September 2017: Results of the semi-annual groundwater monitoring event conducted in September 2017 showed concentrations exceeding the GCLs for ethylbenzene in Monitoring Well MW-2; and benzene, ethylbenzene, xylenes, GRO, and DRO in MW-3. Monitoring Wells MW-6 and MW-10 were found to be absent of contaminants of concern. These findings are similar to results found in previous monitoring events

June 2018. Results of analytical sampling showed concentrations exceeding the GCLs for:

- Monitoring Well MW-1: 1,2,4-trimethylbenzene.
- Monitoring Well MW-2: ethylbenzene, 1,2,4-trimethylbenzene, benzopyrene, and indenopyrene.
- Monitoring Well MW-3: benzene, ethylbenzene, xylenes, GRO, DRO, 1,2,4-trimethylbenzene, 1,3,5-trimethylbenzene, and naphthalene.
- Monitoring Well MW 17-5: benzene, ethylbenzene, xylenes, and 1,2,4-trimethylbenzene.

One or more analytes were detected above the PQLs, but below the GCLs, in Monitoring Wells MW-1, MW-2, MW-3, MW-4, and MW-17-5.

October 2018. The following summarizes results exceeding the GCLs for the October 2018 semi-annual groundwater monitoring event:

- Monitoring Well MW-2: ethylbenzene and DRO.
- Monitoring Well MW-3: benzene, ethylbenzene, xylenes, GRO, DRO, 1,2,4-trimethylbenzene, 1,3,5-trimethylbenzene, and naphthalene.
- Monitoring Well MW 17-2: ethylbenzene, xylenes, GRO, DRO and 1,2,4-trimethylbenzene, 1,3,5-trimethylbenzene, and naphthalene.
- Monitoring Well MW 17-5: benzene, ethylbenzene, xylenes, GRO, 1,2,4-trimethylbenzene, 1,3,5-trimethylbenzene, and naphthalene

One or more analytes were detected above the PQLs, but below the GCLs, in Monitoring Wells MW-2, MW-3, MW-6, and MW-17-5.

In addition, several volatile organic compounds (VOCs) were reported by the laboratory as undetected but had laboratory reporting limits that equaled or exceeded their corresponding GCLs.

The chemical oxidation (chemox) treatment process was delayed until the third quarter of 2018 due to replacement of the chemical oxidant. In September 2018, Stantec completed an injection of the replacement chemox product, Klozur One[®], into the four remediation wells. Klozur One[®] is a granular product manufactured by PeroxyChem that consists primarily of sodium persulfate and patented activator reagents. A total of 220 pounds of Klozur One[®] product was mixed with clean water and then manually injected as a solution into the contaminated source area via Remediation Wells RM17-1, RM17-3, RM17-4, and RM17-6. Each of the four remediation wells received 55 pounds of Klozur One[®] that was prepared as a solution with 50 gallons of clean water. Following the injection of the chemox solution, a combined total of 550 gallons of clean water was injected in all the wells. It was noted that each of the remediation wells had different acceptance rates for delivery of the clean water that ranged from 55 to 210 gallons each.

May 2019. This May 2019 semi-annual groundwater monitoring event included measuring the depth to groundwater, measuring water quality parameters, and collecting and analyzing groundwater samples from Monitoring Wells MW-1, MW-2, MW-3, MW-4, MW-6, MW-10, MW 17-2, and MW 17-5. The methods that were used for this monitoring event were conducted in accordance with the Alaska Department of Environmental Conservation (ADEC) approved 2019 Corrective Action Work Plan for this site.

Results from the groundwater depth measurements indicate the average hydraulic gradient was approximately 0.003 feet per foot with flow tending toward the northeast at 55 degrees. The flow direction and gradient for this monitoring event were consistent with the historical values for this site.

Results of the analytical sampling showed concentrations exceeding the ADEC groundwater cleanup levels (GCLs) for the following monitoring wells:

- Monitoring Well MW-2: ethylbenzene.
- Monitoring Well MW-3: benzene, ethylbenzene, xylenes, gasoline range organics (GRO), and naphthalene.
- Monitoring Well MW 17-5: ethylbenzene.

October 2019. This October 2019 semi-annual groundwater monitoring event included measuring the depth to groundwater, measuring water quality parameters, and collecting and analyzing groundwater samples from Monitoring Wells MW-1, MW-2, MW-3, MW-4, MW-6, MW-10, MW 17-2, and MW 17-5. The methods that were used for this monitoring event were conducted in accordance with the ADEC approved 2020 Corrective Action Work Plan for this site.

Results from the groundwater depth measurements indicate the average hydraulic gradient was approximately 0.005 feet per foot with flow tending toward the northeast at 64 degrees. The flow direction and gradient for this monitoring event were consistent with the historical values for this site.

Results of the analytical sampling showed concentrations exceeding the ADEC GCLs for the following monitoring wells:

- Monitoring Well MW-2: ethylbenzene.
- Monitoring Well MW-3: benzene, ethylbenzene, xylenes, GRO, and DRO.
- Monitoring Well MW 17-2: ethylbenzene, xylenes, and GRO.
- Monitoring Well MW 17-5: benzene, ethylbenzene, xylenes, and GRO.

Stantec completed an injection of 220 pounds of the chemox product, Klozur One[®], into the four remediation wells (RW17-1, RW17-3, RW17-4, and RW17-6).

August 2020. The semi-annual groundwater monitoring event included measuring the depth to groundwater, measuring water quality parameters, and collecting and analyzing groundwater samples from Monitoring Wells MW-2, MW-3, MW-6, MW-10, MW17-2, and MW17-5. The methods that were used for this monitoring event were conducted in accordance with the Alaska Department of Environmental Conservation (ADEC) approved 2020 Corrective Action Work Plan for this site.

Results from the groundwater depth measurements indicate the average hydraulic gradient was approximately 0.005 feet per foot with flow tending toward the northeast at 67 degrees. The flow direction and gradient for this monitoring event were consistent with the historical values for this site.

The following summarizes laboratory test results that exceeded the GCLs for the August 2020 semi-annual groundwater monitoring event:

- Monitoring Well MW-3: Benzene, Ethylbenzene, Total Xylenes, 1-2-4 Trimethylbenzene, 1-3-5 Trimethylbenzene, Naphthalene, GRO, and DRO.
- Monitoring Well MW 17-2: Ethylbenzene, Total Xylenes, 1-2-4 Trimethylbenzene, 1-3-5 Trimethylbenzene, Naphthalene, and DRO.
- Monitoring Well MW 17-5: Benzene, Ethylbenzene, Total Xylenes, 1-2-4 Trimethylbenzene, 1-3-5 Trimethylbenzene, Naphthalene, and GRO.

Stantec completed an injection of 440 pounds of the chemox product, Klozur One[®], into the four remediation wells (RW17-1, RW17-3, RW17-4, and RW17-6).

October 2020. This October 2020 semi-annual groundwater monitoring event included measuring the depth to groundwater, measuring water quality parameters, and collecting and analyzing groundwater samples from Monitoring Wells MW-2, MW-3, MW-6, MW-10, MW 17-2, and MW 17-5. The methods that were used for this monitoring event were conducted in accordance with the ADEC approved 2020 Corrective Action Work Plan for this site.

Analytes in exceedance included: benzene, ethylbenzene, and xylenes (BTEX); gasoline range organics (GRO); diesel range organics (DRO), and naphthalene.

- MW-3: Benzene, Ethylbenzene, Total Xylenes, Naphthalene, GRO, and DRO.
- MW 17-2: Ethylbenzene, Total Xylenes, DRO, and Naphthalene.
- MW 17-5: Benzene, Ethylbenzene, Total Xylenes, and Naphthalene.

Results from the groundwater depth measurements indicate the average hydraulic gradient was approximately 0.0045 feet per foot with flow tending toward the northeast at 57 degrees. The flow direction and gradient for this monitoring event were consistent with the historical values for this site.

Stantec completed an injection of 440 pounds of the chemox product, Klozur One[®], into the four remediation wells (RW17-1, RW17-3, RW17-4, and RW17-6).

October 2021. This October 2021 semi-annual groundwater monitoring event included measuring the depth to groundwater, measuring water quality parameters, and collecting and analyzing groundwater samples from Monitoring Wells MW-01, MW-02, MW-03, MW-04, MW-06, MW-10, MW-17-2, and MW-17-5. The methods that were used for this monitoring event were conducted in accordance with the ADEC approved 2021 Corrective Action Work Plan for this site.

The following summarizes laboratory test results that exceeded the GCLs for the October 2021 semi-annual groundwater monitoring event:

- MW-02: Naphthalene
- MW-03: Benzene, ethylbenzene, total xylenes, GRO, DRO, 1,2,4-trimethylbenzene (1,2,4-TMB), 1,3,5-trimethylbenzene (1,3,5-TMB), and naphthalene.
- MW-04: DRO
- MW-17-2: Ethylbenzene, total xylenes, DRO, 1,2,4-TMB, 1,3,5-TMB, and naphthalene.
- MW-17-5: Benzene, ethylbenzene, total xylenes, 1,2,4-TMB, 1,3,5-TMB and naphthalene.

Based on the Surfer[®] software program, the average groundwater hydraulic gradient across the site was approximately 0.0055 feet per foot with flow tending toward the northeast at 50 degrees. The flow direction and gradient for this monitoring event were consistent with the historical values for this site.

The remediation event on October 15, 2021, consisted of a chemical oxidation (chemox) injection of Klozur[®] One product combined with potable water from the convenience store into four remediation wells (RW-17-1, RW-17-3, RW-17-4 and RW-17-6). Klozur[®] One is a granular product manufactured by PeroxyChem that consists primarily of sodium persulfate and patented activator reagents. The solution was hydraulically “pushed” into the subsurface formation with the injection of additional potable water into each well. In summary, a total of 385 pounds of Klozur[®] One product mixed with 1,070 gallons of water was injected into the subsurface via the remediation wells during the chemox injection process.

May 2022. The May 2022 semi-annual groundwater monitoring event was conducted by Stantec Staff on May 17, 2022. Results of the analytical sampling showed analytes were present at concentrations exceeding ADEC groundwater cleanup levels (GCLs) as listed in Alaska Administrative Code (AAC) 18AAC 75.345 Table C (updated September 18, 2019) for all wells tested. Monitoring wells and the respective analytes in exceedance of ADEC GCLs included:

- MW-03: Benzene, ethylbenzene, total xylenes, GRO, 1,2,4-TMB, 1,3,5-TMB, and naphthalene.
- MW-17-2: Ethylbenzene and 1,2,4-TMB.
- MW-17-5: Benzene, toluene, ethylbenzene, total xylenes, GRO, 1,2,4-TMB, and 1,3,5-TMB.
- MW-10: Benzene.

The benzene detected in MW-10 will be further evaluated during the next monitoring event to determine the source of contamination, if possible.

The groundwater levels were measured in all of the above monitoring wells. The well casings in monitoring wells MW-6 and MW-10 were noted to be frost-jacked; consequently the groundwater elevations for this monitoring event were not computed to determine the groundwater flow direction and gradient across the site. Stantec plans to resurvey all of the monitoring wells later this summer to recompute the groundwater flow characteristics.

An injection of Klozur[®] One product (chemox) was not completed during the 1st quarter due to the severe winter conditions but is planned for the 2nd quarter in the month of June 2022.

APPENDIX B

Field Methods and Procedures

ADEC Approved Work Plan Tasks for 2022

- Task 1 –Groundwater Monitoring

Quarterly monitoring of the groundwater wells and annual monitoring of several existing drinking water wells will be conducted. Sampling locations and analyses for the monitoring and drinking water wells are listed on the 2022 Work Plan Schedule below.

Work Plan Task		1 st Quarter	2 nd Quarter	3 rd Quarter	4 th Quarter
Task 1	Monitoring Wells: MW-2, MW-3, MW-6, MW-10, MW-17-2 and MW-17-5.		V, G, D, P, I & S		V, G, D, P, I, & S
	Monitoring Wells MW-1 and MW-4				V, G, D, P, I, & S
	Monitoring Wells MW-3, MW 17-2 and MW 17-5	V, G, D, P, I & S		V, G, D, P, I & S	
Task 2	Chemical Oxidation Treatment	✓	✓	✓	✓
Task 3	Decommission Former Remediation System (23 AS Wells, 9 SVE Wells and Remediation Shed) and 3 MWs		✓	✓	

Key:

AK – Alaska Test Method

D – Diesel range organics by AK102.

E – Drinking water parameters by EPA Method 524.1.

G – Gasoline range organics by AK101.

I – Intrinsic indicators include: dissolved oxygen, specific conductance, oxygen-reduction potential, pH, and temperature.

O&M – Operation and Maintenance

V – Volatile organic compounds by EPA Test Method 8260C.

S – Sodium analyzed by Metals (ICP) Method 6010C.

P – Polynuclear aromatic hydrocarbons (PAHs), i.e., semi-volatile organic compounds associated with petroleum fuel, by EPA Test Method 8270D Selective Ion Monitoring (SIM).

- Task 2 – Chemical Oxidation Treatment

Stantec proposes to provide chemical oxidation treatment of the petroleum contaminated soil and groundwater located in the source area of the former underground storage tank (UST) system. The chemox injection will occur in all four quarters of the year into the following injection wells: RM17-1, RM17-3, RM17-4, and RM17-6. Approximately 100 gallons of a prepared solution of clean water and 110 pounds of Klozur One® will be

manually injected via gravity and/or a low pressure booster pump into each of the four remediation wells. Following the injection of the chemox solution, a minimum of 100 gallons of clear water will be injected into each injection well to provide a means of “hydraulically pushing” the chemox solution into the subsurface formation. In addition, the groundwater monitoring wells will be sampled for sodium to check on the distribution/migration of the oxidant.

- Task 3 – Decommission Former Remediation System (23 AS Wells, 9 SVE Wells and Remediation Shed) and 3 MWs

The purpose of this task is to decommission the former on-site remediation system that consisted of air sparge (AS) wells and soil vapor extraction (SVE) wells. The layout of the former on-site AS/SVE remediation system is shown on Figure 3. The proposed scope of work for this task will include the removal/decommissioning of 23 AS wells and 9 SVE wells. The underground piping system that was used for the injection of air into the AS wells and extraction of soil vapor from the SVE wells will be filled with grout.

In addition, the equipment used for the former remediation system located in the remediation shed will also be decommissioned, i. e., equipment will be removed and salvaged and/or disposed of as appropriate.

Also, 3 existing groundwater monitoring wells show on Figure 2 will be decommissioned as part of this scope of work. The wells proposed for decommissioning includes the following: MW-7, MW-8 and MW-9. These wells are no longer used for the assessment of treatment/cleanup of this site.

A detailed work plan for the implementation of the above tasks will be prepared by Stantec during the first quarter of 2022. The work plan will be submitted to the ADEC for approval prior to the execution of work on this task.

The Corrective Action Work Plan for the year 2022 will be implemented by Stantec on behalf of Speedway. Groundwater monitoring will be conducted to track migration and trends of contaminants that are present at the site. All sampling activities will be completed in accordance with ADEC’s *Underground Storage Tanks Procedures Manual– Standard Sampling Procedures* (March 22, 2017). The methods that will be used for conducting a monitoring event, unless otherwise noted in the monitoring report, will include:

- The static water levels in the monitoring wells will be measured with respect to the top of each well casing. The elevation of the static water level will be based on an arbitrary datum established on-site during a vertical control survey that will be completed by Stantec on an annual basis. The survey will be performed during the summer after the seasonal frost layer thaws.
- The monitoring wells will be purged of a minimum of three well bore volumes prior to collecting the water samples. A new, disposable, Teflon[®] bailer will be used to sample each well. The first bail of water removed from each well will be examined for petroleum odor, sheen, and any other unique physical features.
- Water samples will be collected in laboratory-supplied sample containers. The samples will be delivered to an ADEC-approved laboratory in accordance with standard chain-of-custody procedures.

- Additional water samples will be collected from the monitoring wells after the well has been purged, as described above, and tested in the field for chemical and physical intrinsic parameters listed in the 2022 Work Plan Schedule shown above.

APPENDIX C

Field Measurements and Notes

Speedway 5310 TNS

Date: 05/16/2022, 2:14 PM

Name(s): Remi Malenfant

Site Name: 112

Well ID	Free Product (ft)	Water (ft)	Bottom (ft)
MW17-2	N/A	7.56	14.74
TOC	Well Dia. (in)	Screen Length (ft)	Well Material
98.3	2.0		pvc
Latitude (decimal)	Longitude (decimal)	Weather	

Analytical Parameters	Bottles to be filled
BTEX	3 X 40 mL Amber VOAs ✓
DRO	2 X 100 mL Amber Glass ✓
PAH	2 X 40 mL Amber VOAs ✓
Sodium	1 X 250 mL Poly ✓
GRO	3 X 40 mL Amber VOAs ✓

Type/Model Meter Used: _____
 Calibrated: (date) _____ (time) _____
 Cell Vol: _____
 Type/Model Pump Used: _____
 Pump Intake? _____ ft
 Above / Below Bottom / TOC

Time	Depth to Water (ft)	Flow Rate (ml/Min)	pH		Conductivity (ms/cm)		Turbidity (NTU)		Dissolved O2 (mg/l)		Temp. (Celsius)		Oxygen Reduction Potential (ORP) mv	
			Reading	Change* (±0.1)	Reading	Change* (±3%)	Reading	Change* (±10% or <5)	Reading	Change* (±10% or <0.5)	Reading	Change* (±3%)	Reading	Change* (±10mv)
13:54	7.56	X												

Sample Collected? Yes Time 14:14 Total Pumped from Well? 0 Gal

NOTES / COMMENTS:

*Minimum pumping time 15 Mins. - Collect data every 3 mins once flow through cell is full or once every volume of the flow through cell based on flow rate, which ever is longest. Indicator Parameters Have Stabilized When 3 Consecutive Readings Are Within: ± 0.1 for pH; ± 3% for Specific Conductivity and Temperature; ± 10 mv for ORP; and ± 10% for Turbidity (when Turbidity is above 5 NTUs) or 3 readings less than 5.0 NTUs; ± 10% mg/l Dissolved Oxygen (when Dissolved Oxygen is above 0.5mg/l) or 3 readings less than 0.5 mg/l.

Speedway 5310 TNS
Site Name: 112

Date: 05/16/2022, 2:49 PM

Name(s): Remi Malenfant

Well ID	Free Product (ft)	Water (ft)	Bottom (ft)
MW17-5	N/A	7.92	14.18
TOC	Well Dia. (in)	Screen Length (ft)	Well Material
98.62	2.0		
Latitude (decimal)		Longitude (decimal)	Weather

Analytical Parameters	Bottles to be filled
DRO	2 X 100 mL Amber Glass ✓
GRO	3 X 40 mL Amber VOAs ✓
Sodium	1 X 250 mL Poly ✓
PAH	2 X 40 mL Amber VOAs ✓
BTEX	3 X 40 mL Amber VOAs ✓

Type/Model Meter Used: _____
 Calibrated: (date) _____ (time) _____
 Cell Vol: _____
 Type/Model Pump Used: _____
 Pump Intake? _____ ft
 Above / Below Bottom / TOC



Time	Depth to Water (ft)	Flow Rate (ml/Min)	pH		Conductivity (ms/cm)		Turbidity (NTU)		Dissolved O2 (mg/l)		Temp. (Celsius)		Oxygen Reduction Potential (ORP) mv	
			Reading	Change* (±0.1)	Reading	Change* (±3%)	Reading	Change* (±10% or <5)	Reading	Change* (±10% or <0.5)	Reading	Change* (±3%)	Reading	Change* (±10mv)
14:17	7.92	X												

Sample Collected? Yes Time 14:49 Total Pumped from Well? 0 Gal

NOTES / COMMENTS:

*Minimum pumping time 15 Mins. - Collect data every 3 mins once flow through cell is full or once every volume of the flow through cell based on flow rate, which ever is longest. Indicator Parameters Have Stabilized When 3 Consecutive Readings Are Within: ± 0.1 for pH; ± 3% for Specific Conductivity and Temperature; ± 10 mv for ORP; and ± 10% for Turbidity (when Turbidity is above 5 NTUs) or 3 readings less than 5.0 NTUs; ± 10% mg/l Dissolved Oxygen (when Dissolved Oxygen is above 0.5mg/l) or 3 readings less than 0.5 mg/l.

Speedway 5310 TNS

Date: 05/16/2022, 1:29 PM

Name(s): Remi Malenfant

Site Name: 112

Well ID	Free Product (ft)	Water (ft)	Bottom (ft)
MW-2	N/A	7.98	11.06
TOC	Well Dia. (in)	Screen Length (ft)	Well Material
98.73	4.0		
Latitude (decimal)	Longitude (decimal)	Weather	

Analytical Parameters	Bottles to be filled
Sodium	1 X 250 mL Poly ✓
PAH	2 X 40 mL Amber VOAs ✓
BTEX	3 X 40 mL Amber VOAs ✓
GRO	3 X 40 mL Amber VOAs ✓
DRO	2 X 100 mL Amber Glass ✓

Type/Model Meter Used: _____
 Calibrated: (date) _____ (time) _____
 Cell Vol: _____
 Type/Model Pump Used: _____
 Pump Intake? _____ ft
 Above / Below Bottom / TOC

Time	Depth to Water (ft)	Flow Rate (ml/Min)	pH		Conductivity (ms/cm)		Turbidity (NTU)		Dissolved O2 (mg/l)		Temp. (Celsius)		Oxygen Reduction Potential (ORP) mv	
			Reading	Change* (±0.1)	Reading	Change* (±3%)	Reading	Change* (±10% or <5)	Reading	Change* (±10% or <0.5)	Reading	Change* (±3%)	Reading	Change* (±10mv)
13:21	7.98	X												

Sample Collected? Yes Time 13:29 Total Pumped from Well? 0 Gal

NOTES / COMMENTS:

*Minimum pumping time 15 Mins. - Collect data every 3 mins once flow through cell is full or once every volume of the flow through cell based on flow rate, which ever is longest. Indicator Parameters Have Stabilized When 3 Consecutive Readings Are Within: ± 0.1 for pH; ± 3% for Specific Conductivity and Temperature; ± 10 mv for ORP; and ± 10% for Turbidity (when Turbidity is above 5 NTUs) or 3 readings less than 5.0 NTUs; ± 10% mg/l Dissolved Oxygen (when Dissolved Oxygen is above 0.5mg/l) or 3 readings less than 0.5 mg/l.

Speedway 5310 TNS

Date: 05/16/2022, 12:52 PM

Name(s): Remi Malenfant

Site Name: 112

Well ID	Free Product (ft)	Water (ft)	Bottom (ft)
MW-3	N/A	8.18	13.86
TOC	Well Dia. (in)	Screen Length (ft)	Well Material
98.87	4.0		other
Latitude (decimal)		Longitude (decimal)	
		Weather	

Analytical Parameters	Bottles to be filled
Sodium	1 X 250 mL Poly ✓
GRO	3 X 40 mL Amber VOAs ✓
BTEX	3 X 40 mL Amber VOAs ✓
DRO	2 X 100 mL Amber Glass ✓
PAH	2 X 40 mL Amber VOAs ✓

Type/Model Meter Used: _____
 Calibrated: (date) _____ (time) _____
 Cell Vol: _____
 Type/Model Pump Used: _____
 Pump Intake? _____ ft
 Above / Below Bottom / TOC

QA/QC: Duplicate #1

Time	Depth to Water (ft)	Flow Rate (ml/Min)	pH		Conductivity (ms/cm)		Turbidity (NTU)		Dissolved O2 (mg/l)		Temp. (Celsius)		Oxygen Reduction Potential (ORP) mv	
			Reading	Change* (±0.1)	Reading	Change* (±3%)	Reading	Change* (±10% or <5)	Reading	Change* (±10% or <0.5)	Reading	Change* (±3%)	Reading	Change* (±10mv)
12:32	8.18	X												

Sample Collected? Yes Time 12:52 Total Pumped from Well? 0 Gal

NOTES / COMMENTS:

*Minimum pumping time 15 Mins. - Collect data every 3 mins once flow through cell is full or once every volume of the flow through cell based on flow rate, which ever is longest. Indicator Parameters Have Stabilized When 3 Consecutive Readings Are Within: ± 0.1 for pH; ± 3% for Specific Conductivity and Temperature; ± 10 mv for ORP; and ± 10% for Turbidity (when Turbidity is above 5 NTUs) or 3 readings less than 5.0 NTUs; ± 10% mg/l Dissolved Oxygen (when Dissolved Oxygen is above 0.5mg/l) or 3 readings less than 0.5 mg/l.

Speedway 5310 TNS

Date: 05/18/2022, 8:10 AM

Name(s): Remi Malenfant

Site Name: 112

Well ID	Free Product (ft)	Water (ft)	Bottom (ft)
MW-6	N/A	11.63	18.93
TOC	Well Dia. (in)	Screen Length (ft)	Well Material
101.37	2.0		pvc
Latitude (decimal)		Longitude (decimal)	Weather
64.7592957		-147.3491822	

Analytical Parameters	Bottles to be filled
GRO	3 X 40 mL Amber VOAs ✓
Sodium	1 X 250 mL Poly ✓
DRO	2 X 100 mL Amber Glass ✓
PAH	2 X 40 mL Amber VOAs ✓
BTEX	3 X 40 mL Amber VOAs ✓

Type/Model Meter Used: _____
 Calibrated: (date) _____ (time) _____
 Cell Vol: _____
 Type/Model Pump Used: _____
 Pump Intake? _____ ft
 Above / Below Bottom / TOC

Time	Depth to Water (ft)	Flow Rate (ml/Min)	pH		Conductivity (ms/cm)		Turbidity (NTU)		Dissolved O2 (mg/l)		Temp. (Celsius)		Oxygen Reduction Potential (ORP) mv	
			Reading	Change* (±0.1)	Reading	Change* (±3%)	Reading	Change* (±10% or <5)	Reading	Change* (±10% or <0.5)	Reading	Change* (±3%)	Reading	Change* (±10mv)
11:25	11.63	X												

Sample Collected? Yes Time 08:10 Total Pumped from Well? 0 Gal

NOTES / COMMENTS:

*Minimum pumping time 15 Mins. - Collect data every 3 mins once flow through cell is full or once every volume of the flow through cell based on flow rate, which ever is longest. Indicator Parameters Have Stabilized When 3 Consecutive Readings Are Within: ± 0.1 for pH; ± 3% for Specific Conductivity and Temperature; ± 10 mv for ORP; and ± 10% for Turbidity (when Turbidity is above 5 NTUs) or 3 readings less than 5.0 NTUs; ± 10% mg/l Dissolved Oxygen (when Dissolved Oxygen is above 0.5mg/l) or 3 readings less than 0.5 mg/l.

Speedway 5310 TNS

Date: 05/16/2022, 3:50 PM

Name(s): Remi Malenfant

Site Name: 112

Well ID	Free Product (ft)	Water (ft)	Bottom (ft)
MW-10	N/A	0.2	19.06
TOC	Well Dia. (in)	Screen Length (ft)	Well Material
101.51			
Latitude (decimal)		Longitude (decimal)	Weather

Analytical Parameters	Bottles to be filled
Sodium	1 X 250 mL Poly ✓
GRO	3 X 40 mL Amber VOAs ✓
PAH	2 X 40 mL Amber VOAs ✓
BTEX	3 X 40 mL Amber VOAs ✓
DRO	2 X 100 mL Amber Glass ✓

Type/Model Meter Used: _____
 Calibrated: (date) _____ (time) _____
 Cell Vol: _____
 Type/Model Pump Used: _____
 Pump Intake? _____ ft
 Above / Below Bottom / TOC

Time	Depth to Water (ft)	Flow Rate (ml/Min)	pH		Conductivity (ms/cm)		Turbidity (NTU)		Dissolved O2 (mg/l)		Temp. (Celsius)		Oxygen Reduction Potential (ORP) mv	
			Reading	Change* (±0.1)	Reading	Change* (±3%)	Reading	Change* (±10% or <5)	Reading	Change* (±10% or <0.5)	Reading	Change* (±3%)	Reading	Change* (±10mv)
11:53	0.2	 												

Sample Collected? Yes Time 15:50 Total Pumped from Well? 0 Gal

NOTES / COMMENTS:

*Minimum pumping time 15 Mins. - Collect data every 3 mins once flow through cell is full or once every volume of the flow through cell based on flow rate, which ever is longest. Indicator Parameters Have Stabilized When 3 Consecutive Readings Are Within: ± 0.1 for pH; ± 3% for Specific Conductivity and Temperature; ± 10 mv for ORP; and ± 10% for Turbidity (when Turbidity is above 5 NTUs) or 3 readings less than 5.0 NTUs; ± 10% mg/l Dissolved Oxygen (when Dissolved Oxygen is above 0.5mg/l) or 3 readings less than 0.5 mg/l.

Speedway 5310 TNS
Date: 05/16/2022, 2:14 PM
Name(s): Remi Malenfant
Site Name: 112

Location ID	GPS Latitude (decimal)	GPS Longitude (decimal)
MW17-2		
Field Data		
Sampler Names: Remi, Geoff		Sheen/Odor?: Odor
pH: 6.53		Specific Conductance: 344
DO: 2.55		Temperature (C): 4.16
ORP: -68		Purge Volume (gal): 3.5
Notes: Clear to light grey. Sampled 1406		

Speedway 5310 TNS

Date: 05/16/2022, 2:49 PM

Name(s): Remi Malenfant

Site Name: 112

Location ID	GPS Latitude (decimal)	GPS Longitude (decimal)
MW17-5		
Field Data		
Sampler Names:		Sheen/Odor?: Odor
pH: 6.84		Specific Conductance: 300
DO: 4.78		Temperature (C): 3.56
ORP: -82.1		Purge Volume (gal): 3
Notes: Mud on cap, well inside clean. Thawed with 2.5 gal hot water from store mop service tap. Purged 7 gal. Dark grey water. Sampled 1444		



Speedway 5310 TNS
Date: 05/16/2022, 1:29 PM
Name(s): Remi Malenfant
Site Name: 112

Location ID	GPS Latitude (decimal)	GPS Longitude (decimal)
MW-2		
Field Data		
Sampler Names:		Sheen/Odor?: N/y
pH: 6.82		Specific Conductance: 245
DO: 8.53		Temperature (C): 4.54
ORP: -44.6		Purge Volume (gal): 6
Notes: Cap covered with mud. Ice lip @ 3 ft btoc. Orange to grey. Sediment due to low water level		



Speedway 5310 TNS
Date: 05/16/2022, 12:52 PM
Name(s): Remi Malenfant
Site Name: 112

Location ID	GPS Latitude (decimal)	GPS Longitude (decimal)
MW-3		
Field Data		
Sampler Names:	Sheen/Odor?: Odor	
pH: 6.74	Specific Conductance: 366	
DO: 7.74	Temperature (C): 4.6	
ORP: -73.7	Purge Volume (gal): 11	
Notes: Dark gray,		

Speedway 5310 TNS
Date: 05/18/2022, 8:10 AM
Name(s): Remi Malenfant
Site Name: 112

Location ID	GPS Latitude (decimal)	GPS Longitude (decimal)
MW-6	64.7592957	-147.3491822
Field Data		
Sampler Names: Geoff, Remi		Sheen/Odor?: No
pH: 6.93		Specific Conductance: 223
DO: 1.98		Temperature (C): 3.99
ORP: 17.2		Purge Volume (gal): 3.3
Notes: Clear, some sediment. Springtails		


Speedway 5310 TNS

Date: 05/16/2022, 3:50 PM

Name(s): Remi Malenfant

Site Name: 112

Location ID	GPS Latitude (decimal)	GPS Longitude (decimal)
MW-10		
Field Data		
Sampler Names: Remi, Geoff		Sheen/Odor?: N
pH: 6.98		Specific Conductance: 209
DO: 1.99		Temperature (C): 2.64
ORP: 11.3		Purge Volume (gal): 3.4
Notes: Transparent dark orange, mid sediment, clearing		



APPENDIX D

Tables of Historical Groundwater Monitoring Data

Analytical Data Results Table

Speedway 5310 TNS 112
 Speedway - Anne Duarte
 3392 Badger Rd
 North Pole, Alaska 99705

	<i>Well Screen Interval</i>	<i>Ground Water Elevation</i>	<i>Sodium</i>	<i>Naphthalene</i>	<i>Ethylbenzene</i>	<i>135-TMB</i>	<i>DRO</i>	<i>124-TMB</i>	<i>Xylenes</i>	<i>GRO</i>	<i>Benzene</i>	<i>Toluene</i>
Unit	ft	ft	ppm	ppm	ppm	ppm	ppm	ppm	ppm	ppm	ppm	ppm
GW Human Health Cleanup				0.0017	0.015	0.12		0.015	0.19	2.2	0.0046	1.1
MW17-2												
05/30/1997	--	--	--	--	--	--	--	--	--	--	--	--
09/11/1997	--	--	--	--	--	--	--	--	--	--	--	--
03/12/1998	--	--	--	--	--	--	--	--	--	--	--	--
07/21/1998	--	--	--	--	--	--	--	--	--	--	--	--
10/12/1998	--	--	--	--	--	--	--	--	--	--	--	--
01/21/1999	--	--	--	--	--	--	--	--	--	--	--	--
03/31/1999	--	--	--	--	--	--	--	--	--	--	--	--
07/28/1999	--	--	--	--	--	--	--	--	--	--	--	--
10/15/1999	--	--	--	--	--	--	--	--	--	--	--	--
03/10/2000	--	--	--	--	--	--	--	--	--	--	--	--
06/21/2000	--	--	--	--	--	--	--	--	--	--	--	--
09/21/2000	--	--	--	--	--	--	--	--	--	--	--	--
01/25/2001	--	--	--	--	--	--	--	--	--	--	--	--
04/19/2001	--	--	--	--	--	--	--	--	--	--	--	--
07/24/2001	--	--	--	--	--	--	--	--	--	--	--	--
01/28/2002	--	--	--	--	--	--	--	--	--	--	--	--
04/30/2002	--	--	--	--	--	--	--	--	--	--	--	--
09/30/2002	--	--	--	--	--	--	--	--	--	--	--	--
05/12/2003	--	--	--	--	--	--	--	--	--	--	--	--
10/09/2003	--	--	--	--	--	--	--	--	--	--	--	--
03/16/2004	--	--	--	--	--	--	--	--	--	--	--	--
04/21/2004	--	--	--	--	--	--	--	--	--	--	--	--
09/17/2004	--	--	--	--	--	--	--	--	--	--	--	--
10/21/2004	--	--	--	--	--	--	--	--	--	--	--	--
05/19/2005	--	--	--	--	--	--	--	--	--	--	--	--
09/26/2005	--	--	--	--	--	--	--	--	--	--	--	--
05/15/2006	--	--	--	--	--	--	--	--	--	--	--	--
11/07/2006	--	--	--	--	--	--	--	--	--	--	--	--
05/15/2007	--	--	--	--	--	--	--	--	--	--	--	--
10/16/2007	--	--	--	--	--	--	--	--	--	--	--	--
04/29/2008	--	--	--	--	--	--	--	--	--	--	--	--
10/01/2008	--	--	--	--	--	--	--	--	--	--	--	--
05/12/2009	--	--	--	--	--	--	--	--	--	--	--	--
10/26/2009	--	--	--	--	--	--	--	--	--	--	--	--
06/15/2010	--	--	--	--	--	--	--	--	--	--	--	--
10/14/2010	--	--	--	--	--	--	--	--	--	--	--	--
05/24/2011	--	--	--	--	--	--	--	--	--	--	--	--
10/26/2011	--	--	--	--	--	--	--	--	--	--	--	--
05/22/2012	--	--	--	--	--	--	--	--	--	--	--	--

Analytical Data Results Table

Speedway 5310 TNS 112
 Speedway - Anne Duarte
 3392 Badger Rd
 North Pole, Alaska 99705

	Well Screen Interval	Ground Water Elevation	Sodium	Naphthalene	Ethylbenzene	135-TMB	DRO	124-TMB	Xylenes	GRO	Benzene	Toluene
Unit	ft	ft	ppm	ppm	ppm	ppm	ppm	ppm	ppm	ppm	ppm	ppm
GW Human Health Cleanup				<u>0.0017</u>	<u>0.015</u>	<u>0.12</u>		<u>0.015</u>	<u>0.19</u>	<u>2.2</u>	<u>0.0046</u>	<u>1.1</u>
10/11/2012	--	--	--	--	--	--	--	--	--	--	--	--
05/06/2013	--	--	--	--	--	--	--	--	--	--	--	--
05/21/2013	--	--	--	--	--	--	--	--	--	--	--	--
09/25/2013	--	--	--	--	--	--	--	--	--	--	--	--
05/06/2014	--	--	--	--	--	--	--	--	--	--	--	--
09/17/2014	--	--	--	--	--	--	--	--	--	--	--	--
05/26/2015	--	--	--	--	--	--	--	--	--	--	--	--
10/06/2015	--	--	--	--	--	--	--	--	--	--	--	--
05/11/2016	--	--	--	--	--	--	--	--	--	--	--	--
10/05/2016	--	--	--	--	--	--	--	--	--	--	--	--
05/08/2017	--	--	--	--	--	--	--	--	--	--	--	--
07/19/2017	--	--	--	U(0.039)	--	NT	--	NT	--	--	--	--
09/05/2017	--	--	--	--	--	--	--	--	--	--	--	--
06/14/2018	--	--	--	--	--	--	--	--	--	--	--	--
10/30/2018	--	--	--	--	<u>0.18</u>	--	2.5	--	<u>0.9</u>	<u>3.9</u>	U (0.003)	U (0.002)
05/09/2019	--	--	--	--	--	--	--	--	--	--	--	--
05/10/2019	--	--	--	U(0.00011)	0.0051	NT	0.91	NT	0.012	U (0.25)	U (0.003)	U (0.002)
10/22/2019	--	--	--	--	<u>0.21</u>	--	1.4 H	--	<u>0.79</u>	<u>3.5</u>	U (0.003)	U (0.002)
08/18/2020	--	89.83	--	<u>0.00805</u>	<u>0.0837</u>	0.088	1.96	<u>0.457</u>	<u>0.32</u>	1.76	0.0017 J	0.00186 J
10/06/2020	--	89.41	--	<u>0.00614</u>	<u>0.113</u>	NT	2.43	NT	<u>0.591</u>	2.08	0.00132 J	U (0.001)
06/24/2021	--	89.88	--	0.0164 B,J	<u>0.0727</u>	0.0569	1.58	<u>0.389</u>	0.173	1.36	0.00163 J	U (0.01)
10/13/2021	--	--	--	<u>0.00493</u>	<u>0.0506</u>	0.0692	1.77	<u>0.315</u>	<u>0.197</u>	1.51	0.00125 J	0.00253 J
05/16/2022	--	90.74	37.5	0.000423	<u>0.0333</u>	0.0374	1.15	<u>0.247</u>	0.0968	0.573	0.000632	0.00165
MW17-5												
05/30/1997	--	--	--	--	--	--	--	--	--	--	--	--
09/11/1997	--	--	--	--	--	--	--	--	--	--	--	--
03/12/1998	--	--	--	--	--	--	--	--	--	--	--	--
07/21/1998	--	--	--	--	--	--	--	--	--	--	--	--
10/12/1998	--	--	--	--	--	--	--	--	--	--	--	--
01/21/1999	--	--	--	--	--	--	--	--	--	--	--	--
03/31/1999	--	--	--	--	--	--	--	--	--	--	--	--
07/28/1999	--	--	--	--	--	--	--	--	--	--	--	--
10/15/1999	--	--	--	--	--	--	--	--	--	--	--	--
03/10/2000	--	--	--	--	--	--	--	--	--	--	--	--
06/21/2000	--	--	--	--	--	--	--	--	--	--	--	--
09/21/2000	--	--	--	--	--	--	--	--	--	--	--	--
01/25/2001	--	--	--	--	--	--	--	--	--	--	--	--
04/19/2001	--	--	--	--	--	--	--	--	--	--	--	--
07/24/2001	--	--	--	--	--	--	--	--	--	--	--	--
01/28/2002	--	--	--	--	--	--	--	--	--	--	--	--

Analytical Data Results Table

Speedway 5310 TNS 112
 Speedway - Anne Duarte
 3392 Badger Rd
 North Pole, Alaska 99705

		<i>Well Screen Interval</i>	<i>Ground Water Elevation</i>	<i>Sodium</i>	<i>Naphthalene</i>	<i>Ethylbenzene</i>	<i>135-TMB</i>	<i>DRO</i>	<i>124-TMB</i>	<i>Xylenes</i>	<i>GRO</i>	<i>Benzene</i>	<i>Toluene</i>
Unit	ft	ft	ppm	ppm	ppm	ppm	ppm	ppm	ppm	ppm	ppm	ppm	ppm
GW Human Health Cleanup				<u>0.0017</u>	<u>0.015</u>	<u>0.12</u>		<u>0.015</u>	<u>0.19</u>	<u>2.2</u>	<u>0.0046</u>	<u>1.1</u>	
04/30/2002	--	--	--	--	--	--	--	--	--	--	--	--	--
09/30/2002	--	--	--	--	--	--	--	--	--	--	--	--	--
05/12/2003	--	--	--	--	--	--	--	--	--	--	--	--	--
10/09/2003	--	--	--	--	--	--	--	--	--	--	--	--	--
03/16/2004	--	--	--	--	--	--	--	--	--	--	--	--	--
04/21/2004	--	--	--	--	--	--	--	--	--	--	--	--	--
09/17/2004	--	--	--	--	--	--	--	--	--	--	--	--	--
10/21/2004	--	--	--	--	--	--	--	--	--	--	--	--	--
05/19/2005	--	--	--	--	--	--	--	--	--	--	--	--	--
09/26/2005	--	--	--	--	--	--	--	--	--	--	--	--	--
05/15/2006	--	--	--	--	--	--	--	--	--	--	--	--	--
11/07/2006	--	--	--	--	--	--	--	--	--	--	--	--	--
05/15/2007	--	--	--	--	--	--	--	--	--	--	--	--	--
10/16/2007	--	--	--	--	--	--	--	--	--	--	--	--	--
04/29/2008	--	--	--	--	--	--	--	--	--	--	--	--	--
10/01/2008	--	--	--	--	--	--	--	--	--	--	--	--	--
05/12/2009	--	--	--	--	--	--	--	--	--	--	--	--	--
10/26/2009	--	--	--	--	--	--	--	--	--	--	--	--	--
06/15/2010	--	--	--	--	--	--	--	--	--	--	--	--	--
10/14/2010	--	--	--	--	--	--	--	--	--	--	--	--	--
05/24/2011	--	--	--	--	--	--	--	--	--	--	--	--	--
10/26/2011	--	--	--	--	--	--	--	--	--	--	--	--	--
05/22/2012	--	--	--	--	--	--	--	--	--	--	--	--	--
10/11/2012	--	--	--	--	--	--	--	--	--	--	--	--	--
05/06/2013	--	--	--	--	--	--	--	--	--	--	--	--	--
05/21/2013	--	--	--	--	--	--	--	--	--	--	--	--	--
09/25/2013	--	--	--	--	--	--	--	--	--	--	--	--	--
05/06/2014	--	--	--	--	--	--	--	--	--	--	--	--	--
09/17/2014	--	--	--	--	--	--	--	--	--	--	--	--	--
05/26/2015	--	--	--	--	--	--	--	--	--	--	--	--	--
10/06/2015	--	--	--	--	--	--	--	--	--	--	--	--	--
05/11/2016	--	--	--	--	--	--	--	--	--	--	--	--	--
10/05/2016	--	--	--	--	--	--	--	--	--	--	--	--	--
05/08/2017	--	--	--	--	--	--	--	--	--	--	--	--	--
07/19/2017	--	--	--	<u>0.027</u>	--	NT	--	<u>0.86</u>	--	--	--	--	--
09/05/2017	--	--	--	--	--	--	--	--	--	--	--	--	--
06/14/2018	--	--	--	0.0011	<u>0.064</u>	0.063	0.17	<u>0.044</u>	<u>0.548</u>	1.7	<u>0.025</u>	0.52	--
10/30/2018	--	--	--	--	<u>0.15</u>	--	0.26	--	<u>0.505</u>	<u>3.7</u>	<u>0.055</u>	0.21	--
05/09/2019	--	--	--	--	<u>0.016</u>	--	0.92	--	0.048	0.31	0.0032	0.0026	--
05/10/2019	--	--	--	0.00014	--	NT	--	NT	--	--	--	--	--
10/22/2019	--	--	--	--	<u>0.23</u>	--	0.47 H	--	<u>0.721</u>	<u>3.7</u>	<u>0.022</u>	0.36	--

Analytical Data Results Table

Speedway 5310 TNS 112
 Speedway - Anne Duarte
 3392 Badger Rd
 North Pole, Alaska 99705

		<i>Well Screen Interval</i>	<i>Ground Water Elevation</i>	<i>Sodium</i>	<i>Naphthalene</i>	<i>Ethylbenzene</i>	<i>135-TMB</i>	<i>DRO</i>	<i>124-TMB</i>	<i>Xylenes</i>	<i>GRO</i>	<i>Benzene</i>	<i>Toluene</i>
Unit	ft	ft	ppm	ppm	ppm	ppm	ppm	ppm	ppm	ppm	ppm	ppm	ppm
GW Human Health Cleanup				<u>0.0017</u>	<u>0.015</u>	<u>0.12</u>		<u>0.015</u>	<u>0.19</u>	<u>2.2</u>	<u>0.0046</u>	<u>1.1</u>	
08/18/2020	--	89.82	—	<u>0.00729</u>	<u>0.151</u>	0.117	0.825	<u>0.19</u>	<u>0.896</u>	<u>2.68</u>	<u>0.0308</u>	0.386	
10/06/2020	--	89.43	—	<u>0.00475</u>	<u>0.158</u>	NT	J 0.569	NT	<u>0.401</u>	1.68	<u>0.0314</u>	0.144	
06/24/2021	--	--	—	—	—	—	—	—	—	—	—	—	—
10/13/2021	--	--	—	<u>0.0021</u>	<u>0.14</u>	0.0964	0.800 J	<u>0.186</u>	<u>0.469</u>	2.18	<u>0.0387</u>	0.265	
05/16/2022	--	90.7	15.4	U(0.000250)	<u>0.276</u>	0.114	1.13	<u>0.38</u>	<u>1.13</u>	<u>4.07</u>	<u>0.196</u>	<u>1.45</u>	
MW-1													
05/30/1997	--	88.88	—	—	<u>2.3</u>	—	8.5	—	<u>10</u>	<u>42</u>	<u>0.31</u>	<u>9</u>	
09/11/1997	--	89.26	—	—	<u>2</u>	—	6.05	—	<u>9.37</u>	<u>55</u>	<u>0.571</u>	<u>12.6</u>	
03/12/1998	--	88.92	—	—	<u>1.3</u>	—	5.1	—	<u>6</u>	<u>37</u>	<u>0.22</u>	<u>4.9</u>	
07/21/1998	--	89.51	—	—	<u>0.84</u>	—	7.59	—	<u>3.92</u>	<u>22</u>	<u>0.143</u>	<u>4.29</u>	
10/12/1998	--	87.78	—	—	<u>0.458</u>	—	5.98	—	<u>1.929</u>	<u>16</u>	<u>0.277</u>	<u>4.36</u>	
01/21/1999	--	88.8	—	—	<u>0.24</u>	—	2.46	—	<u>1.208</u>	<u>6.8</u>	<u>0.036</u>	1.08	
03/31/1999	--	88.28	—	—	<u>0.151</u>	—	0.686	—	<u>0.703</u>	<u>3.3</u>	<u>0.015</u>	0.297	
07/28/1999	--	89.14	—	—	<u>1.96</u>	—	3.89	—	<u>9.38</u>	<u>46</u>	<u>0.087</u>	<u>10.8</u>	
10/15/1999	--	88.91	—	—	<u>0.503</u>	—	3.74	—	<u>2.334</u>	<u>15</u>	<u>0.174</u>	<u>2.97</u>	
03/10/2000	--	88.52	—	—	<u>0.161</u>	—	0.81	—	<u>0.783</u>	<u>4.7</u>	<u>0.0216</u>	0.718	
06/21/2000	--	89.32	—	—	<u>0.284</u>	—	1.03	—	<u>1.321</u>	<u>7.6</u>	<u>0.022</u>	0.931	
09/21/2000	--	89.26	—	—	<u>0.16</u>	—	1.61	—	<u>0.736</u>	<u>5</u>	<u>0.0329</u>	0.471	
01/25/2001	--	88.9	—	—	<u>0.11</u>	—	0.644	—	<u>0.523</u>	<u>3.69</u>	<u>0.017</u>	0.322	
04/19/2001	--	88.87	—	—	<u>0.046</u>	—	0.92	—	<u>0.221</u>	1.48	<u>0.0123</u>	0.097	
07/24/2001	--	89.25	—	—	<u>0.104</u>	—	0.628	—	<u>0.409</u>	2.07	<u>0.0119</u>	0.209	
01/28/2002	--	89.16	—	—	<u>0.604</u>	—	0.778	—	<u>2.841</u>	<u>10.8</u>	<u>0.12</u>	<u>2.07</u>	
04/30/2002	--	89.65	—	—	<u>0.284</u>	—	2.1	—	<u>3.47</u>	<u>32.2</u>	<u>5.02</u>	<u>9.48</u>	
09/30/2002	--	89.72	—	—	<u>0.0551</u>	—	1.11	—	<u>0.736</u>	<u>3.87</u>	<u>0.659</u>	0.209	
05/12/2003	--	89.7	—	—	<u>0.814</u>	—	4.84	—	<u>20.42</u>	<u>44.5</u>	<u>0.538</u>	<u>3.14</u>	
10/09/2003	--	89.08	—	—	0.00189	—	U (0.32)	—	0.0998	0.697	0.00437	0.00571	
03/16/2004	--	--	—	—	—	—	—	—	—	—	—	—	—
04/21/2004	--	88.75	—	—	U (0.0005)	—	U (0.5)	—	0.00984	U (0.05)	U (0.0005)	0.000709	
09/17/2004	--	--	—	—	—	—	—	—	—	—	—	—	—
10/21/2004	--	88.32	—	—	0.00585	—	2.41	—	<u>1.46</u>	<u>3.52</u>	<u>0.00544</u>	0.00284	
05/19/2005	--	89.26	—	—	0.00272	—	0.48	—	0.0211	0.0709	0.000943	0.00248	
09/26/2005	--	--	—	—	—	—	—	—	—	—	—	—	—
05/15/2006	--	--	—	—	—	—	—	—	—	—	—	—	—
11/07/2006	--	--	—	—	—	—	—	—	—	—	—	—	—
05/15/2007	--	88.45	—	—	U (0.0005)	—	U (0.413)	—	U (0.0015)	U (0.05)	U (0.0005)	U (0.0005)	
10/16/2007	--	--	—	—	—	—	—	—	—	—	—	—	—
04/29/2008	--	88.52	—	—	U (0.0005)	—	0.862	—	U (0.0015)	U (0.05)	U (0.0005)	0.00088	
10/01/2008	--	89.28	—	—	—	—	—	—	—	—	—	—	—
05/12/2009	--	89.2	—	—	0.00077	—	1.77	—	0.00586	U (0.05)	U (0.0005)	0.00427	
10/26/2009	--	--	—	—	—	—	—	—	—	—	—	—	—

Analytical Data Results Table

Speedway 5310 TNS 112
 Speedway - Anne Duarte
 3392 Badger Rd
 North Pole, Alaska 99705

		<i>Well Screen Interval</i>	<i>Ground Water Elevation</i>	<i>Sodium</i>	<i>Naphthalene</i>	<i>Ethylbenzene</i>	<i>135-TMB</i>	<i>DRO</i>	<i>124-TMB</i>	<i>Xylenes</i>	<i>GRO</i>	<i>Benzene</i>	<i>Toluene</i>
Unit	ft	ft	ppm	ppm	ppm	ppm	ppm	ppm	ppm	ppm	ppm	ppm	ppm
GW Human Health Cleanup				<u>0.0017</u>	<u>0.015</u>	<u>0.12</u>		<u>0.015</u>	<u>0.19</u>	<u>2.2</u>	<u>0.0046</u>	<u>1.1</u>	
06/15/2010	--	89.0	--	--	<u>0.0357</u>	--	U (0.420)	--	<u>0.249</u>	0.849	0.00134	0.0297	
10/14/2010	--	--	--	--	--	--	--	--	--	--	--	--	
05/24/2011	--	89.11	--	--	0.00479	--	0.652	--	0.0377	0.0857	U (0.0005)	0.00056	
10/26/2011	--	--	--	--	--	--	--	--	--	--	--	--	
05/22/2012	--	88.89	--	--	<u>0.0765</u>	--	U (0.410)	--	<u>0.407</u>	1.41	0.000701	0.00284	
10/11/2012	--	--	--	--	--	--	--	--	--	--	--	--	
05/06/2013	--	--	--	--	--	--	--	--	--	--	--	--	
05/21/2013	--	89.2	--	--	<u>0.125</u>	--	0.587	--	<u>0.455</u>	1.21	0.000845	U (0.0005)	
09/25/2013	--	89.3	--	--	--	--	--	--	--	--	--	--	
05/06/2014	--	89.34	--	--	0.0021	--	0.64	--	0.011	U (0.05)	U (0.0005)	U (0.0005)	
09/17/2014	--	--	--	--	--	--	--	--	--	--	--	--	
05/26/2015	--	89.72	--	--	0.0045	--	2.3	--	0.031	0.21	U (0.001)	0.0044	
10/06/2015	--	--	--	--	--	--	--	--	--	--	--	--	
05/11/2016	--	89.18	--	--	0.0053	--	U (0.40)	--	0.029	U (0.1)	0.00055	0.0026	
10/05/2016	--	--	--	--	--	--	--	--	--	--	--	--	
05/08/2017	--	89.46	--	--	<u>0.034</u>	--	1.5	--	<u>0.285</u>	U (10)	U (0.002)	U (0.002)	
07/19/2017	--	--	--	--	--	--	--	--	--	--	--	--	
09/05/2017	--	--	--	--	--	--	--	--	--	--	--	--	
06/14/2018	--	89.56	--	--	0.0086	--	0.43	--	0.071	0.028	U (0.003)	0.0021	
10/30/2018	--	--	--	--	--	--	--	--	--	--	--	--	
05/09/2019	--	88.94	--	--	U (0.003)	--	0.42	--	0.0034	U (0.25)	U (0.003)	U (0.002)	
05/10/2019	--	--	--	--	--	--	--	--	--	--	--	--	
10/22/2019	--	--	--	--	--	--	--	--	--	--	--	--	
08/18/2020	--	--	--	--	--	--	--	--	--	--	--	--	
10/06/2020	--	89.46	--	--	0.00419	--	1.27	--	0.0374	0.153	0.000373 J	0.0428	
06/24/2021	--	--	--	--	--	--	--	--	--	--	--	--	
10/13/2021	--	--	--	--	0.0031	--	1.33	--	0.0332	0.315	0.000246 J	0.0883	
05/16/2022	--	--	--	--	--	--	--	--	--	--	--	--	
MW-2													
05/30/1997	--	88.86	--	--	<u>7.1</u>	--	8.2	--	<u>33</u>	<u>170</u>	<u>92</u>	<u>64</u>	
09/11/1997	--	89.26	--	--	--	--	--	--	--	--	--	--	
03/12/1998	--	88.9	--	--	<u>13</u>	--	21	--	<u>62</u>	<u>420</u>	<u>2.8</u>	<u>44</u>	
07/21/1998	--	89.51	--	--	--	--	--	--	--	--	--	--	
10/12/1998	--	89.11	--	--	--	--	--	--	--	--	--	--	
01/21/1999	--	--	--	--	--	--	--	--	--	--	--	--	
03/31/1999	--	89.6	--	--	--	--	--	--	--	--	--	--	
07/28/1999	--	89.59	--	--	--	--	--	--	--	--	--	--	
10/15/1999	--	89.26	--	--	--	--	--	--	--	--	--	--	
03/10/2000	--	89.46	--	--	--	--	--	--	--	--	--	--	
06/21/2000	--	--	--	--	--	--	--	--	--	--	--	--	

Analytical Data Results Table

Speedway 5310 TNS 112
 Speedway - Anne Duarte
 3392 Badger Rd
 North Pole, Alaska 99705

	Well Screen Interval	Ground Water Elevation	Sodium	Naphthalene	Ethylbenzene	135-TMB	DRO	124-TMB	Xylenes	GRO	Benzene	Toluene
Unit	ft	ft	ppm	ppm	ppm	ppm	ppm	ppm	ppm	ppm	ppm	ppm
GW Human Health Cleanup				<u>0.0017</u>	<u>0.015</u>	<u>0.12</u>		<u>0.015</u>	<u>0.19</u>	<u>2.2</u>	<u>0.0046</u>	<u>1.1</u>
09/21/2000	--	89.32	—	—	—	—	—	—	—	—	—	—
01/25/2001	--	88.92	—	—	—	—	—	—	—	—	—	—
04/19/2001	--	88.85	—	—	<u>9.9</u>	—	27.4	—	<u>44.5</u>	<u>216</u>	<u>2.93</u>	<u>52.9</u>
07/24/2001	--	89.24	—	—	<u>5.3</u>	—	18.5	—	<u>33.9</u>	<u>136</u>	<u>1.95</u>	<u>30.5</u>
01/28/2002	--	89.14	—	—	<u>7.38</u>	—	10.5	—	<u>39.8</u>	<u>156</u>	<u>1.23</u>	<u>33.4</u>
04/30/2002	--	89.66	—	—	<u>2.6</u>	—	6.9	—	<u>17.43</u>	<u>51.4</u>	<u>0.116</u>	<u>10.2</u>
09/30/2002	--	89.29	—	—	<u>2.92</u>	—	6.93	—	<u>26.61</u>	<u>118</u>	<u>0.656</u>	<u>17.9</u>
05/12/2003	--	89.74	—	—	<u>4.15</u>	—	5.68	—	<u>25.43</u>	<u>90.8</u>	<u>0.569</u>	<u>19.7</u>
10/09/2003	--	89.0	—	—	<u>2.88</u>	—	U (0.32)	—	<u>14.2</u>	<u>64.9</u>	<u>0.25</u>	<u>6.21</u>
03/16/2004	--	--	—	—	—	—	—	—	—	—	—	—
04/21/2004	--	88.73	—	—	<u>0.114</u>	—	7	—	<u>1.21</u>	<u>5.42</u>	U (0.005)	0.116
09/17/2004	--	--	—	—	—	—	—	—	—	—	—	—
10/21/2004	--	88.03	—	—	<u>0.109</u>	—	1.74	—	<u>0.699</u>	<u>3.2</u>	<u>0.00518</u>	0.0824
05/19/2005	--	89.21	—	—	<u>0.376</u>	—	5.49	—	<u>1.61</u>	<u>7.88</u>	<u>0.00681</u>	0.513
09/26/2005	--	88.93	—	—	<u>0.422</u>	—	3.15	—	<u>1.78</u>	<u>9.6</u>	<u>0.0125</u>	0.58
05/15/2006	--	88.8	—	—	<u>0.0533</u>	—	1.87	—	<u>0.223</u>	1.5	0.00058	0.0273
11/07/2006	--	88.64	—	—	<u>0.906</u>	—	1.35	—	<u>3.24</u>	<u>17</u>	<u>0.0102</u>	<u>1.11</u>
05/15/2007	--	88.15	—	—	<u>0.0356</u>	—	1.9	—	0.173	1.99	0.00279	0.0199
10/16/2007	--	88.15	—	—	<u>0.412</u>	—	1.55	—	<u>1.03</u>	<u>7.61</u>	0.0032	0.173
04/29/2008	--	88.82	—	—	0.0043	—	2.09	—	0.0131	0.453	U (0.0005)	U (0.0005)
10/01/2008	--	89.24	—	—	<u>0.228</u>	—	1.38	—	<u>0.739</u>	<u>3.12</u>	0.00114	0.0194
05/12/2009	--	89.14	—	—	<u>0.308</u>	—	8.79	—	<u>0.537</u>	<u>4</u>	0.00385	0.0114
10/26/2009	--	88.76	—	—	<u>0.717</u>	—	0.738	—	<u>1.48</u>	<u>4.25</u>	0.00138	0.0108
06/15/2010	--	88.99	—	—	<u>0.0205</u>	—	0.51	—	0.0729	1.32	0.00143	0.00135
10/14/2010	--	88.66	—	—	<u>0.127</u>	—	1.49	—	<u>0.7</u>	<u>4.45</u>	0.00192	0.0136
05/24/2011	--	88.96	—	—	<u>0.798</u>	—	3.04	—	<u>1.32</u>	<u>6.24</u>	0.00232	0.0313
10/26/2011	--	88.59	—	—	<u>0.345</u>	—	0.744	—	<u>1.11</u>	<u>6.53</u>	U (0.010)	U (0.010)
05/22/2012	--	88.88	—	—	<u>0.179</u>	—	NR	—	<u>0.503</u>	<u>5.17</u>	<u>0.00566</u>	0.00275
10/11/2012	--	89.13	—	—	0.00707	—	0.655	—	0.0614	0.687	0.00075	0.0197
05/06/2013	--	--	—	—	—	—	—	—	—	—	—	—
05/21/2013	--	89.2	—	—	<u>0.019</u>	—	U (0.397)	—	0.0325	0.388	0.00173	0.000638
09/25/2013	--	89.27	—	—	<u>0.269</u>	—	0.573	—	<u>0.481</u>	<u>2.61</u>	0.0013	0.00104
05/06/2014	--	89.28	—	—	<u>0.15</u>	—	0.67	—	<u>0.21</u>	1.8	0.0038	U (0.0005)
09/17/2014	--	88.88	—	—	<u>0.096</u>	—	U (0.38)	—	0.15	1.3	0.00072	0.00068
05/26/2015	--	89.53	—	—	<u>0.092</u>	—	2.5	—	<u>0.21</u>	1.6	0.0018	U (0.003)
10/06/2015	--	89.86	—	—	<u>0.29</u>	—	0.76	—	<u>0.64</u>	<u>4.7</u>	<u>0.036</u>	0.0039
05/11/2016	--	89.13	—	—	<u>0.1</u>	—	0.73	—	0.14	1.2	0.0023	U (0.001)
10/05/2016	--	89.51	—	—	<u>0.15</u>	—	1.4	—	<u>0.22</u>	1.7	U (0.020)	U (0.020)
05/08/2017	--	89.42	—	—	<u>0.23</u>	—	0.68	—	<u>0.639</u>	<u>2.8</u>	U (0.002)	U (0.002)
07/19/2017	--	--	—	—	—	—	—	—	—	—	—	—
09/05/2017	--	89.34	—	—	<u>0.041</u>	—	0.9	—	0.081	1	0.0014	U (0.001)

Analytical Data Results Table

Speedway 5310 TNS 112
 Speedway - Anne Duarte
 3392 Badger Rd
 North Pole, Alaska 99705

		Well Screen Interval	Ground Water Elevation	Sodium	Naphthalene	Ethylbenzene	135-TMB	DRO	124-TMB	Xylenes	GRO	Benzene	Toluene
Unit	ft	ft	ppm	ppm	ppm	ppm	ppm	ppm	ppm	ppm	ppm	ppm	ppm
GW Human Health Cleanup				<u>0.0017</u>	<u>0.015</u>	<u>0.12</u>		<u>0.015</u>	<u>0.19</u>	<u>2.2</u>	<u>0.0046</u>	<u>1.1</u>	
06/14/2018	--	89.52	—	—	<u>0.077</u>	—	0.3	—	0.1128	1.1	U (0.003)	U (0.002)	
10/30/2018	--	89.22	—	—	<u>0.042</u>	—	2.4	—	0.062	0.69	U (0.003)	U (0.002)	
05/09/2019	--	88.88	—	—	<u>0.023</u>	—	0.26	—	0.051	0.41	U (0.003)	U (0.002)	
05/10/2019	--	--	—	—	—	—	—	—	—	—	—	—	
10/22/2019	--	89.44	—	—	<u>0.017</u>	—	0.72	—	0.029	0.36	U (0.003)	U (0.002)	
08/18/2020	--	89.8	—	—	0.00728	—	0.632	—	0.0156	0.203	0.00074	0.000886 J	
10/06/2020	--	89.4	—	—	0.0104	—	0.38 J	—	0.0245	0.277	0.00121	0.000531 J	
06/24/2021	--	89.94	—	—	0.00673	—	0.95	—	0.0121	0.85	0.00062 J	0.000453 J	
10/13/2021	--	--	—	—	0.00768	—	1.49	—	0.013	0.21	0.000702 J	U (0.001)	
05/16/2022	--	90.75	11.5	U(0.000250)	0.00468	0.00461	0.38	0.0114	0.00768	0.126	0.000328	U(0.00100)	
MW-3													
05/30/1997	--	88.79	—	—	<u>12</u>	—	54	—	<u>54</u>	<u>380</u>	<u>23</u>	<u>69</u>	
09/11/1997	--	89.2	—	—	—	—	—	—	—	—	—	—	
03/12/1998	--	88.84	—	—	—	—	—	—	—	—	—	—	
07/21/1998	--	89.45	—	—	—	—	—	—	—	—	—	—	
10/12/1998	--	88.39	—	—	—	—	—	—	—	—	—	—	
01/21/1999	--	--	—	—	—	—	—	—	—	—	—	—	
03/31/1999	--	--	—	—	—	—	—	—	—	—	—	—	
07/28/1999	--	88.54	—	—	—	—	—	—	—	—	—	—	
10/15/1999	--	88.1	—	—	—	—	—	—	—	—	—	—	
03/10/2000	--	88.36	—	—	—	—	—	—	—	—	—	—	
06/21/2000	--	--	—	—	—	—	—	—	—	—	—	—	
09/21/2000	--	89.16	—	—	—	—	—	—	—	—	—	—	
01/25/2001	--	88.83	—	—	—	—	—	—	—	—	—	—	
04/19/2001	--	--	—	—	—	—	—	—	—	—	—	—	
07/24/2001	--	89.18	—	—	—	—	—	—	—	—	—	—	
01/28/2002	--	89.09	—	—	—	—	—	—	—	—	—	—	
04/30/2002	--	89.61	—	—	—	—	—	—	—	—	—	—	
09/30/2002	--	89.15	—	—	<u>3.87</u>	7.38	—	—	<u>40.3</u>	<u>337</u>	<u>36.6</u>	<u>75.3</u>	
05/12/2003	--	89.68	—	—	<u>1.44</u>	2.37	—	—	<u>7.86</u>	<u>36.6</u>	<u>5.41</u>	<u>6.45</u>	
10/09/2003	--	88.92	—	—	<u>5.31</u>	U (0.32)	—	—	<u>49.9</u>	<u>392</u>	<u>13.6</u>	<u>52.3</u>	
03/16/2004	--	--	—	—	—	—	—	—	—	—	—	—	
04/21/2004	--	89.34	—	—	<u>0.722</u>	—	1.9	—	<u>5.69</u>	<u>20.2</u>	<u>0.617</u>	<u>1.47</u>	
09/17/2004	--	--	—	—	—	—	—	—	—	—	—	—	
10/21/2004	--	88.26	—	—	<u>3.68</u>	—	4.96	—	<u>24.3</u>	<u>157</u>	<u>9.38</u>	<u>29.5</u>	
05/19/2005	--	89.41	—	—	<u>1.04</u>	—	2.03	—	<u>8.9</u>	<u>37.3</u>	<u>0.846</u>	<u>5.38</u>	
09/26/2005	--	89.12	—	—	<u>0.261</u>	—	3.15	—	<u>4.24</u>	<u>14.6</u>	<u>0.0496</u>	<u>1.27</u>	
05/15/2006	--	88.9	—	—	<u>1.63</u>	—	4.44	—	<u>12.5</u>	<u>44.3</u>	<u>0.833</u>	<u>5.05</u>	
11/07/2006	--	88.87	—	—	<u>3.74</u>	—	4.68	—	<u>31.4</u>	<u>174</u>	<u>1.74</u>	<u>26.4</u>	
05/15/2007	--	88.37	—	—	<u>0.0942</u>	—	2.49	—	<u>0.948</u>	<u>3.93</u>	<u>0.0124</u>	0.136	

Analytical Data Results Table

Speedway 5310 TNS 112
 Speedway - Anne Duarte
 3392 Badger Rd
 North Pole, Alaska 99705

	Well Screen Interval	Ground Water Elevation	Sodium	Naphthalene	Ethylbenzene	135-TMB	DRO	124-TMB	Xylenes	GRO	Benzene	Toluene
Unit	ft	ft	ppm	ppm	ppm	ppm	ppm	ppm	ppm	ppm	ppm	ppm
GW Human Health Cleanup				<u>0.0017</u>	<u>0.015</u>	<u>0.12</u>		<u>0.015</u>	<u>0.19</u>	<u>2.2</u>	<u>0.0046</u>	<u>1.1</u>
10/16/2007	--	87.31	—	—	<u>0.272</u>	—	7.82	—	<u>17.5</u>	<u>55.3</u>	<u>0.126</u>	<u>2.3</u>
04/29/2008	--	88.74	—	—	<u>0.0197</u>	—	4.71	—	<u>0.321</u>	1.44	<u>0.0063</u>	0.143
10/01/2008	--	89.36	—	—	<u>0.0572</u>	—	3.2	—	<u>0.913</u>	<u>2.4</u>	0.00305	0.0238
05/12/2009	--	89.26	—	—	<u>0.624</u>	—	5.95	—	<u>5.7</u>	<u>17.2</u>	<u>0.056</u>	0.833
10/26/2009	--	88.7	—	—	<u>0.935</u>	—	3.41	—	<u>13.6</u>	<u>51.5</u>	<u>0.0903</u>	<u>2.25</u>
06/15/2010	--	88.9	—	—	<u>0.449</u>	—	2.86	—	<u>4.2</u>	<u>12.8</u>	<u>0.0428</u>	0.377
10/14/2010	--	88.28	—	—	<u>2.48</u>	—	7.56	—	<u>25.6</u>	<u>137</u>	<u>0.113</u>	<u>9.24</u>
05/24/2011	--	88.85	—	—	<u>1.31</u>	—	7.72	—	<u>20.9</u>	<u>62.4</u>	<u>0.205</u>	<u>2.53</u>
10/26/2011	--	88.56	—	—	<u>1.39</u>	—	12	—	<u>20.7</u>	<u>47</u>	<u>0.104</u>	<u>2.09</u>
05/22/2012	--	88.82	—	—	<u>0.751</u>	—	5.22	—	<u>12.9</u>	<u>41.3</u>	<u>0.131</u>	<u>1.99</u>
10/11/2012	--	89.05	—	—	<u>0.271</u>	—	1.35	—	<u>3.83</u>	<u>23.2</u>	<u>0.0102</u>	0.373
05/06/2013	--	--	—	—	—	—	—	—	—	—	—	—
05/21/2013	--	89.13	—	—	<u>2.39</u>	—	20.3	—	<u>15.9</u>	<u>70</u>	<u>1.5</u>	<u>11.2</u>
09/25/2013	--	89.18	—	—	<u>1.93</u>	—	7.15	—	<u>23.9</u>	<u>47.9</u>	<u>0.102</u>	<u>4.01</u>
05/06/2014	--	89.1	—	—	<u>0.42</u>	—	4.7	—	<u>3.8</u>	<u>12</u>	<u>0.037</u>	0.47
09/17/2014	--	88.75	—	—	<u>1.2</u>	—	2.7	—	<u>14</u>	<u>26</u>	<u>0.047</u>	<u>1.5</u>
05/26/2015	--	89.5	—	—	<u>1.6</u>	—	4.6	—	<u>13</u>	<u>79</u>	<u>0.057</u>	<u>2</u>
10/06/2015	--	89.77	—	—	<u>1.5</u>	—	2.2	—	<u>16</u>	<u>57</u>	<u>0.1</u>	<u>2.1</u>
05/11/2016	--	89.07	—	—	<u>0.034</u>	—	1.6	—	<u>0.34</u>	1.1	0.00093	0.024
10/05/2016	--	89.44	—	—	<u>0.92</u>	—	2.5	—	<u>7.9</u>	<u>21</u>	<u>0.054</u>	0.61
05/08/2017	--	89.37	—	—	<u>0.63</u>	—	4.4	—	<u>6.6</u>	<u>19</u>	<u>0.021</u>	0.32
07/19/2017	--	--	—	—	—	—	—	—	—	—	—	—
09/05/2017	--	89.25	—	—	<u>1</u>	—	2	—	<u>12</u>	<u>30</u>	<u>0.04</u>	0.75
06/14/2018	--	89.44	—	—	<u>1.1</u>	—	2.8	—	<u>11.6</u>	U (25)	<u>0.027</u>	0.67
10/30/2018	--	89.14	—	—	<u>1.2</u>	—	5.7	—	<u>12</u>	<u>39</u>	<u>0.036</u>	0.37
05/09/2019	--	--	—	—	—	—	—	—	—	—	—	—
05/10/2019	--	88.84	—	—	<u>0.38</u>	—	0.66	—	<u>4.02</u>	<u>10</u>	<u>0.029</u>	0.2
10/22/2019	--	89.42	—	—	<u>0.75</u>	—	3.7 H	—	<u>5.5</u>	<u>17</u>	<u>0.028</u>	0.15
08/18/2020	--	89.75	—	—	<u>0.637</u>	—	2.84	—	<u>6.86</u>	<u>12.6</u>	<u>0.0244</u>	0.194
10/06/2020	--	89.35	—	—	<u>0.473</u>	—	3.64	—	<u>4.59</u>	<u>10.7</u>	<u>0.0446</u>	0.187
06/24/2021	--	89.8	—	—	<u>0.598</u>	—	2.03	—	<u>6.45</u>	<u>16</u>	<u>0.0292</u>	0.278
10/13/2021	--	--	—	—	<u>0.248</u>	—	2.16	—	<u>1.8</u>	<u>7.35</u>	0.0186 J	0.0856
05/16/2022	--	90.69	42	<u>0.00354</u>	<u>0.187</u>	<u>0.134</u>	1.49	<u>0.322</u>	<u>1.71</u>	<u>2.38</u>	<u>0.0132</u>	0.131
MW-4												
05/30/1997	--	88.79	—	—	<u>0.16</u>	—	0.55	—	<u>0.64</u>	<u>3.8</u>	<u>0.85</u>	0.71
09/11/1997	--	89.2	—	—	<u>1.15</u>	—	1.71	—	<u>5.57</u>	<u>64</u>	<u>8.41</u>	<u>14.5</u>
03/12/1998	--	88.84	—	—	<u>0.42</u>	—	0.68	—	<u>1.8</u>	<u>15</u>	<u>2.3</u>	<u>3.3</u>
07/21/1998	--	89.41	—	—	<u>0.485</u>	—	0.7	—	<u>2.09</u>	<u>21</u>	<u>3.71</u>	<u>3.69</u>
10/12/1998	--	88.73	—	—	<u>0.36</u>	—	1.29	—	<u>1.58</u>	<u>12</u>	<u>1.95</u>	<u>1.99</u>
01/21/1999	--	88.75	—	—	<u>0.127</u>	—	0.7	—	<u>0.579</u>	<u>4.3</u>	<u>0.94</u>	0.483

Analytical Data Results Table

Speedway 5310 TNS 112
 Speedway - Anne Duarte
 3392 Badger Rd
 North Pole, Alaska 99705

	Well Screen Interval	Ground Water Elevation	Sodium	Naphthalene	Ethylbenzene	135-TMB	DRO	124-TMB	Xylenes	GRO	Benzene	Toluene
Unit	ft	ft	ppm	ppm	ppm	ppm	ppm	ppm	ppm	ppm	ppm	ppm
GW Human Health Cleanup				<u>0.0017</u>	<u>0.015</u>	<u>0.12</u>		<u>0.015</u>	<u>0.19</u>	<u>2.2</u>	<u>0.0046</u>	<u>1.1</u>
03/31/1999	--	--	--	--	--	--	--	--	--	--	--	--
07/28/1999	--	89.03	--	--	<u>0.39</u>	--	2.65	--	<u>1.86</u>	<u>21</u>	<u>3.48</u>	<u>5.6</u>
10/15/1999	--	88.81	--	--	<u>0.422</u>	--	3.84	--	<u>1.962</u>	<u>26</u>	<u>3.3</u>	<u>5.4</u>
03/10/2000	--	88.45	--	--	<u>0.466</u>	--	1.91	--	<u>2.03</u>	<u>14</u>	<u>1.88</u>	<u>2.52</u>
06/21/2000	--	89.24	--	--	<u>0.201</u>	--	0.66	--	<u>0.923</u>	<u>10</u>	<u>1.44</u>	<u>1.78</u>
09/21/2000	--	89.18	--	--	U (0.002)	--	0.838	--	U (0.002)	U (0.09)	U (0.0005)	U (0.002)
01/25/2001	--	88.82	--	--	<u>0.397</u>	--	1.71	--	<u>1.464</u>	<u>7.27</u>	<u>0.533</u>	0.602
04/19/2001	--	88.78	--	--	U (0.011)	--	U (0.8)	--	0.066	0.225	U (0.0005)	0.015
07/24/2001	--	89.17	--	--	U (0.002)	--	0.869	--	U (0.002)	U (0.09)	0.001	U (0.002)
01/28/2002	--	89.06	--	--	<u>0.631</u>	--	0.708	--	<u>2.646</u>	<u>9.58</u>	<u>0.271</u>	0.802
04/30/2002	--	89.66	--	--	<u>0.509</u>	U (0.495)	U (0.495)	0.128	0.623	<u>0.0644</u>	U (0.002)	U (0.002)
09/30/2002	--	89.22	--	--	0.00523	U (0.5)	U (0.5)	0.0114	0.0943	<u>0.0157</u>	U (0.002)	U (0.002)
05/12/2003	--	89.69	--	--	0.00595	U (0.3)	U (0.3)	0.05252	0.167	<u>0.0138</u>	0.00268	0.00268
10/09/2003	--	88.92	--	--	0.00555	--	2.95	--	0.0657	0.266	<u>0.0311</u>	U (0.0005)
03/16/2004	--	--	--	--	--	--	--	--	--	--	--	--
04/21/2004	--	88.65	--	--	0.00506	--	U (0.5)	--	0.113	0.311	0.00295	U (0.0005)
09/17/2004	--	--	--	--	--	--	--	--	--	--	--	--
10/21/2004	--	87.82	--	--	U (0.0005)	--	0.455	--	0.00791	0.0646	<u>0.0121</u>	U (0.0005)
05/19/2005	--	89.16	--	--	U (0.0005)	--	U (0.391)	--	0.0167	0.067	0.00295	U (0.0005)
09/26/2005	--	--	--	--	--	--	--	--	--	--	--	--
05/15/2006	--	88.63	--	--	U (0.0005)	--	U (0.403)	--	0.00919	0.051	0.000635	U (0.0005)
11/07/2006	--	--	--	--	--	--	--	--	--	--	--	--
05/15/2007	--	87.97	--	--	U (0.0005)	--	0.782	U (0.0015)	U (0.05)	U (0.0005)	U (0.0005)	U (0.0005)
10/16/2007	--	86.87	--	--	--	--	--	--	--	--	--	--
04/29/2008	--	88.88	--	--	0.00097	--	3.78	--	<u>1.2</u>	1.75	0.00175	0.00338
10/01/2008	--	--	--	--	--	--	--	--	--	--	--	--
05/12/2009	--	88.98	--	--	U (0.0005)	--	U (0.427)	--	0.00189	U (0.05)	U (0.0005)	0.00121
10/26/2009	--	--	--	--	--	--	--	--	--	--	--	--
06/15/2010	--	88.93	--	--	U (0.0005)	--	U (0.410)	U (0.00976)	U (0.05)	U (0.0005)	U (0.0005)	U (0.0005)
10/14/2010	--	--	--	--	--	--	--	--	--	--	--	--
05/24/2011	--	88.87	--	--	U (0.0005)	--	U (0.403)	U (0.0015)	U (0.05)	U (0.0005)	U (0.0005)	U (0.0005)
10/26/2011	--	--	--	--	--	--	--	--	--	--	--	--
05/22/2012	--	88.82	--	--	U (0.0005)	--	U (0.417)	U (0.0015)	U (0.05)	U (0.0005)	U (0.0005)	U (0.0005)
10/11/2012	--	--	--	--	--	--	--	--	--	--	--	--
05/06/2013	--	89.23	--	--	U (0.0005)	--	U (0.403)	U (0.0015)	U (0.05)	U (0.0005)	U (0.0005)	U (0.0005)
05/21/2013	--	89.13	--	--	U (0.0005)	--	U (0.41)	U (0.0015)	U (0.05)	U (0.0005)	U (0.0005)	U (0.0005)
09/25/2013	--	89.19	--	--	--	--	--	--	--	--	--	--
05/06/2014	--	--	--	--	--	--	--	--	--	--	--	--
09/17/2014	--	--	--	--	--	--	--	--	--	--	--	--
05/26/2015	--	89.5	--	--	U (0.001)	--	0.23	U (0.001)	U (0.05)	U (0.001)	U (0.001)	U (0.001)
10/06/2015	--	--	--	--	--	--	--	--	--	--	--	--

Analytical Data Results Table

Speedway 5310 TNS 112
 Speedway - Anne Duarte
 3392 Badger Rd
 North Pole, Alaska 99705

		<i>Well Screen Interval</i>	<i>Ground Water Elevation</i>	<i>Sodium</i>	<i>Naphthalene</i>	<i>Ethylbenzene</i>	<i>135-TMB</i>	<i>DRO</i>	<i>124-TMB</i>	<i>Xylenes</i>	<i>GRO</i>	<i>Benzene</i>	<i>Toluene</i>
	Unit	ft	ft	ppm	ppm	ppm	ppm	ppm	ppm	ppm	ppm	ppm	ppm
GW Human Health Cleanup				<u>0.0017</u>	<u>0.015</u>	<u>0.12</u>		<u>0.015</u>	<u>0.19</u>	<u>2.2</u>	<u>0.0046</u>	<u>1.1</u>	
	05/11/2016	--	89.09	—	U (0.001)	—	U (0.40)	—	U (0.003)	U (0.1)	U (0.0020)	U (0.001)	—
	10/05/2016	--	--	—	—	—	—	—	—	—	—	—	—
	05/08/2017	--	89.41	—	U (0.003)	—	0.14	—	U (0.002)	U (1)	U (0.002)	U (0.002)	—
	07/19/2017	--	--	—	—	—	—	—	—	—	—	—	—
	09/05/2017	--	--	—	—	—	—	—	—	—	—	—	—
	06/14/2018	--	89.49	—	U (0.003)	—	U (0.25)	—	U (0.002)	U (0.000054)	U (0.003)	U (0.002)	—
	10/30/2018	--	--	—	—	—	—	—	—	—	—	—	—
	05/09/2019	--	93.87	—	U (0.003)	—	0.51	—	U (0.003)	U (0.25)	U (0.003)	U (0.002)	—
	05/10/2019	--	--	—	—	—	—	—	—	—	—	—	—
	10/22/2019	--	--	—	—	—	—	—	—	—	—	—	—
	08/18/2020	--	--	—	—	—	—	—	—	—	—	—	—
	10/06/2020	--	89.38	—	U (0.001)	—	0.574	—	U (0.003)	0.0144	U (0.001)	U (0.001)	—
	06/24/2021	--	--	—	—	—	—	—	—	—	—	—	—
	10/13/2021	--	--	—	U (0.001)	—	2.84	—	0.000454 J	U (0.100)	U (0.001)	U (0.001)	—
	05/16/2022	--	--	—	—	—	—	—	—	—	—	—	—
MW-5													
	05/30/1997	--	--	—	—	—	—	—	—	—	—	—	—
	09/11/1997	--	--	—	—	—	—	—	—	—	—	—	—
	03/12/1998	--	--	—	—	—	—	—	—	—	—	—	—
	07/21/1998	--	--	—	—	—	—	—	—	—	—	—	—
	10/12/1998	--	--	—	U	—	0.11	—	0.002	0.045	<u>0.019</u>	U	—
	01/21/1999	--	--	—	U	—	0.127	—	U	0.11	<u>0.051</u>	U	—
	03/31/1999	--	--	—	U (0.001)	—	U (0.297)	—	0.0013	U (0.09)	<u>0.023</u>	U (0.001)	—
	07/28/1999	--	--	—	U (0.002)	—	U (0.300)	—	U (0.002)	U (0.09)	<u>0.008</u>	U (0.002)	—
	10/15/1999	--	--	—	U (0.002)	—	U (0.297)	—	U (0.002)	0.11	<u>0.04</u>	U (0.002)	—
	03/10/2000	--	--	—	U (0.002)	—	U (0.297)	—	0.005	0.22	<u>0.104</u>	0.003	—
	06/21/2000	--	--	—	U (0.002)	—	U (0.297)	—	U (0.002)	U (0.09)	<u>0.025</u>	U (0.002)	—
	09/21/2000	--	--	—	U (0.002)	—	U (0.303)	—	U (0.002)	U (0.09)	<u>0.025</u>	U (0.002)	—
	01/25/2001	--	--	—	0.002	—	U (0.300)	—	0.007	0.19	<u>0.066</u>	0.003	—
	04/19/2001	--	--	—	0.003	—	U (0.816)	—	0.003	U (0.09)	U (0.0005)	0.002	—
	07/24/2001	--	--	—	U (0.002)	—	U (0.495)	—	U (0.002)	U (0.09)	U (0.0005)	U (0.002)	—
	01/28/2002	--	--	—	U (0.002)	—	U (0.521)	—	0.002	U (0.09)	0.0029	U (0.002)	—
	04/30/2002	--	--	—	U (0.002)	—	U (0.500)	—	U (0.002)	U (0.09)	U (0.0005)	U (0.002)	—
	09/30/2002	--	--	—	U (0.002)	—	U (0.5)	—	U (0.002)	U (0.09)	U (0.0005)	U (0.002)	—
	05/12/2003	--	--	—	U (0.002)	—	U (0.3)	—	U (0.002)	U (0.09)	U (0.0005)	U (0.002)	—
	10/09/2003	--	--	—	U (0.0005)	—	U (0.32)	—	U (0.001)	U (0.08)	U (0.0005)	U (0.0005)	—
	03/16/2004	--	--	—	—	—	—	—	—	—	—	—	—
	04/21/2004	--	--	—	U (0.0005)	—	U (0.5)	—	U (0.0015)	U (0.05)	U (0.0005)	U (0.0005)	—
	09/17/2004	--	--	—	—	—	—	—	—	—	—	—	—
	10/21/2004	--	--	—	U (0.0005)	—	U (0.4)	—	U (0.001)	U (0.05)	U (0.0002)	U (0.0005)	—

Analytical Data Results Table

Speedway 5310 TNS 112
 Speedway - Anne Duarte
 3392 Badger Rd
 North Pole, Alaska 99705

	<i>Well Screen Interval</i>	<i>Ground Water Elevation</i>	<i>Sodium</i>	<i>Naphthalene</i>	<i>Ethylbenzene</i>	<i>135-TMB</i>	<i>DRO</i>	<i>124-TMB</i>	<i>Xylenes</i>	<i>GRO</i>	<i>Benzene</i>	<i>Toluene</i>
Unit	ft	ft	ppm	ppm	ppm	ppm	ppm	ppm	ppm	ppm	ppm	ppm
GW Human Health Cleanup				<u>0.0017</u>	<u>0.015</u>	<u>0.12</u>		<u>0.015</u>	<u>0.19</u>	<u>2.2</u>	<u>0.0046</u>	<u>1.1</u>
05/19/2005	--	--	--	--	U (0.0005)	--	U (0.391)	--	U (0.0015)	U (0.05)	U (0.0005)	U (0.0005)
09/26/2005	--	--	--	--	--	--	--	--	--	--	--	--
05/15/2006	--	--	--	--	U (0.0005)	--	U (0.391)	--	U (0.0015)	U (0.05)	U (0.0005)	U (0.0005)
11/07/2006	--	--	--	--	--	--	--	--	--	--	--	--
05/15/2007	--	--	--	--	U (0.0005)	--	0.522	--	0.00154	U (0.05)	U (0.0005)	U (0.0005)
10/16/2007	--	--	--	--	--	--	--	--	--	--	--	--
04/29/2008	--	--	--	--	U (0.0005)	--	U (0.435)	--	U (0.0015)	U (0.05)	U (0.0005)	U (0.0005)
10/01/2008	--	--	--	--	--	--	--	--	--	--	--	--
05/12/2009	--	--	--	--	U (0.0005)	--	U (0.450)	--	U (0.0015)	U (0.05)	U (0.0005)	U (0.0005)
10/26/2009	--	--	--	--	--	--	--	--	--	--	--	--
06/15/2010	--	--	--	--	--	--	--	--	--	--	--	--
10/14/2010	--	--	--	--	--	--	--	--	--	--	--	--
05/24/2011	--	--	--	--	--	--	--	--	--	--	--	--
10/26/2011	--	--	--	--	--	--	--	--	--	--	--	--
05/22/2012	--	--	--	--	--	--	--	--	--	--	--	--
10/11/2012	--	--	--	--	--	--	--	--	--	--	--	--
05/06/2013	--	--	--	--	--	--	--	--	--	--	--	--
05/21/2013	--	--	--	--	--	--	--	--	--	--	--	--
09/25/2013	--	--	--	--	--	--	--	--	--	--	--	--
05/06/2014	--	--	--	--	--	--	--	--	--	--	--	--
09/17/2014	--	--	--	--	--	--	--	--	--	--	--	--
05/26/2015	--	--	--	--	--	--	--	--	--	--	--	--
10/06/2015	--	--	--	--	--	--	--	--	--	--	--	--
05/11/2016	--	--	--	--	--	--	--	--	--	--	--	--
10/05/2016	--	--	--	--	--	--	--	--	--	--	--	--
05/08/2017	--	--	--	--	--	--	--	--	--	--	--	--
07/19/2017	--	--	--	--	--	--	--	--	--	--	--	--
09/05/2017	--	--	--	--	--	--	--	--	--	--	--	--
06/14/2018	--	--	--	--	--	--	--	--	--	--	--	--
10/30/2018	--	--	--	--	--	--	--	--	--	--	--	--
05/09/2019	--	--	--	--	--	--	--	--	--	--	--	--
05/10/2019	--	--	--	--	--	--	--	--	--	--	--	--
10/22/2019	--	--	--	--	--	--	--	--	--	--	--	--
08/18/2020	--	--	--	--	--	--	--	--	--	--	--	--
10/06/2020	--	--	--	--	--	--	--	--	--	--	--	--
06/24/2021	--	--	--	--	--	--	--	--	--	--	--	--
10/13/2021	--	--	--	--	--	--	--	--	--	--	--	--
05/16/2022	--	--	--	--	--	--	--	--	--	--	--	--
MW-6												
05/30/1997	--	--	--	--	--	--	--	--	--	--	--	--

Analytical Data Results Table

Speedway 5310 TNS 112
 Speedway - Anne Duarte
 3392 Badger Rd
 North Pole, Alaska 99705

	<i>Well Screen Interval</i>	<i>Ground Water Elevation</i>	<i>Sodium</i>	<i>Naphthalene</i>	<i>Ethylbenzene</i>	<i>135-TMB</i>	<i>DRO</i>	<i>124-TMB</i>	<i>Xylenes</i>	<i>GRO</i>	<i>Benzene</i>	<i>Toluene</i>
Unit	ft	ft	ppm	ppm	ppm	ppm	ppm	ppm	ppm	ppm	ppm	ppm
GW Human Health Cleanup				<u>0.0017</u>	<u>0.015</u>	<u>0.12</u>		<u>0.015</u>	<u>0.19</u>	<u>2.2</u>	<u>0.0046</u>	<u>1.1</u>
09/11/1997	--	--	--	--	--	--	--	--	--	--	--	--
03/12/1998	--	--	--	--	--	--	--	--	--	--	--	--
07/21/1998	--	--	--	--	--	--	--	--	--	--	--	--
10/12/1998	--	--	--	--	--	--	--	--	--	--	--	--
01/21/1999	--	--	--	--	--	--	--	--	--	--	--	--
03/31/1999	--	--	--	--	--	--	--	--	--	--	--	--
07/28/1999	--	--	--	--	--	--	--	--	--	--	--	--
10/15/1999	--	--	--	--	--	--	--	--	--	--	--	--
03/10/2000	--	--	--	--	--	--	--	--	--	--	--	--
06/21/2000	--	88.51	--	--	U (0.002)	--	U (0.3)	--	U (0.002)	U (0.09)	0.0012	U (0.002)
09/21/2000	--	88.47	--	--	U (0.002)	--	U (0.297)	--	U (0.002)	U (0.09)	U (0.0005)	U (0.002)
01/25/2001	--	88.22	--	--	U (0.002)	--	U (0.3)	--	0.003	U (0.09)	0.00051	0.0026
04/19/2001	--	88.17	--	--	U (0.002)	--	U(0.808)	--	0.003	U (0.09)	U (0.0005)	U (0.002)
07/24/2001	--	88.48	--	--	U (0.002)	--	U (0.495)	--	U (0.002)	U (0.09)	U (0.0005)	U (0.002)
01/28/2002	--	88.43	--	--	U (0.002)	--	U (0.500)	--	U (0.002)	U (0.09)	U (0.0005)	U (0.002)
04/30/2002	--	88.77	--	--	0.00203	--	U (0.500)	--	0.01081	U (0.09)	0.000565	0.00411
09/30/2002	--	88.4	--	--	U (0.002)	--	U (0.495)	--	U (0.002)	U (0.09)	U (0.0005)	U (0.002)
05/12/2003	--	88.13	--	--	U (0.002)	--	U (0.3)	--	U (0.002)	U (0.09)	U (0.0005)	U (0.002)
10/09/2003	--	88.3	--	--	U (0.0005)	--	U (0.32)	--	U (0.001)	U (0.08)	U (0.0005)	U (0.0005)
03/16/2004	--	--	--	--	--	--	--	--	--	--	--	--
04/21/2004	--	87.99	--	--	U (0.0005)	--	U (0.5)	--	U (0.0015)	U (0.05)	U (0.0005)	U (0.0005)
09/17/2004	--	--	--	--	--	--	--	--	--	--	--	--
10/21/2004	--	87.21	--	--	U (0.0005)	--	U (0.4)	--	U (0.001)	U (0.05)	U (0.0002)	U (0.0005)
05/19/2005	--	88.24	--	--	U (0.0005)	--	U (0.391)	--	U (0.0015)	U (0.05)	U (0.0005)	U (0.0005)
09/26/2005	--	--	--	--	--	--	--	--	--	--	--	--
05/15/2006	--	87.96	--	--	U (0.0005)	--	U (0.397)	--	U (0.0015)	U (0.05)	U (0.0005)	U (0.0005)
11/07/2006	--	--	--	--	--	--	--	--	--	--	--	--
05/15/2007	--	87.44	--	--	U (0.0005)	--	U (0.417)	--	U (0.0015)	U (0.05)	U (0.0005)	U (0.0005)
10/16/2007	--	--	--	--	--	--	--	--	--	--	--	--
04/29/2008	--	88.23	--	--	U (0.0005)	--	U (0.481)	--	U (0.0015)	U (0.05)	U (0.0005)	U (0.0005)
10/01/2008	--	--	--	--	--	--	--	--	--	--	--	--
05/12/2009	--	88.52	--	--	U (0.0005)	--	U (0.400)	--	U (0.0015)	U (0.05)	U (0.0005)	U (0.0005)
10/26/2009	--	--	--	--	--	--	--	--	--	--	--	--
06/15/2010	--	--	--	--	U (0.0005)	--	U (0.431)	--	U (0.00976)	U (0.05)	U (0.0005)	U (0.0005)
10/14/2010	--	--	--	--	--	--	--	--	--	--	--	--
05/24/2011	--	88.26	--	--	U (0.0005)	--	U (0.385)	--	U (0.0015)	U (0.05)	U (0.0005)	U (0.0005)
10/26/2011	--	88.12	--	--	U (0.0005)	--	U (0.403)	--	U (0.0015)	U (0.05)	U (0.0005)	U (0.0005)
05/22/2012	--	88.26	--	--	U (0.0005)	--	U (0.417)	--	U (0.0015)	U (0.05)	U (0.0005)	U (0.0005)
10/11/2012	--	88.44	--	--	U (0.001)	--	U (0.403)	--	U (0.003)	U (0.05)	U (0.0005)	U (0.001)
05/06/2013	--	--	--	--	--	--	--	--	--	--	--	--
05/21/2013	--	88.48	--	--	U (0.0005)	--	U (0.417)	--	U (0.0015)	U (0.05)	U (0.0005)	U (0.0005)

Analytical Data Results Table

Speedway 5310 TNS 112
 Speedway - Anne Duarte
 3392 Badger Rd
 North Pole, Alaska 99705

	<i>Well Screen Interval</i>	<i>Ground Water Elevation</i>	<i>Sodium</i>	<i>Naphthalene</i>	<i>Ethylbenzene</i>	<i>135-TMB</i>	<i>DRO</i>	<i>124-TMB</i>	<i>Xylenes</i>	<i>GRO</i>	<i>Benzene</i>	<i>Toluene</i>
Unit	ft	ft	ppm	ppm	ppm	ppm	ppm	ppm	ppm	ppm	ppm	ppm
GW Human Health Cleanup				<u>0.0017</u>	<u>0.015</u>	<u>0.12</u>		<u>0.015</u>	<u>0.19</u>	<u>2.2</u>	<u>0.0046</u>	<u>1.1</u>
09/25/2013	--	88.63	—	—	U (0.0005)	—	U (0.385)	—	U (0.0015)	U (0.05)	U (0.0005)	U (0.0005)
05/06/2014	--	88.59	—	—	U (0.0005)	—	U (0.42)	—	U (0.0015)	U (0.05)	U (0.0005)	U (0.0005)
09/17/2014	--	89.46	—	—	U (0.0005)	—	U (0.39)	—	U (0.0005)	U (0.05)	U (0.0005)	U (0.0005)
05/26/2015	--	89.2	—	—	U (0.001)	—	U (0.21)	—	U (0.001)	U (0.05)	U (0.001)	U (0.001)
10/06/2015	--	88.99	—	—	U (0.001)	—	0.84	—	U (0.003)	U (0.01)	U (0.001)	U (0.001)
05/11/2016	--	88.41	—	—	U (0.0020)	—	U (0.0020)	—	U (0.0020)	U (0.0020)	U (0.0020)	U (0.0020)
10/05/2016	--	88.7	—	—	U (0.0030)	—	U (0.12)	—	U (0.0020)	U (0.05)	U (0.0020)	U (0.0020)
05/08/2017	--	88.7	—	—	U (0.003)	—	U (0.11)	—	U (0.002)	U (1)	U (0.002)	U (0.002)
07/19/2017	--	--	—	—	—	—	—	—	—	—	—	—
09/05/2017	--	88.64	—	—	U (0.001)	—	U (0.290)	—	U (0.003)	U (0.150)	U (0.004)	U (0.001)
06/14/2018	--	88.77	—	—	U (0.003)	—	U (0.12)	—	U (0.002)	U (0.25)	U (0.003)	U (0.002)
10/30/2018	--	88.53	—	—	U (0.003)	—	U (0.12)	—	0.0084	U (0.25)	U (0.003)	U (0.002)
05/09/2019	--	88.3	—	—	U (0.003)	—	U (0.12)	—	U (0.003)	U (0.25)	U (0.003)	U (0.002)
05/10/2019	--	--	—	—	—	—	—	—	—	—	—	—
10/22/2019	--	88.72	—	—	U (0.003)	—	U (0.12)	—	U (0.003)	U (0.25)	U (0.003)	U (0.002)
08/18/2020	--	89.05	—	—	U (0.500)	—	J (0.210)	—	U (1.500)	U (0.0500)	U (0.200)	U (0.500)
10/06/2020	--	88.69	—	—	U (0.001)	—	U (0.800)	—	U (0.003)	U (0.0100)	U (0.001)	U (0.001)
06/24/2021	--	88.96	—	—	U (0.001)	—	U (0.800)	—	U (0.003)	J 0.0384	U (0.001)	U (0.001)
10/13/2021	--	--	—	—	U (0.001)	—	0.376 J	—	0.000221	U (0.1)	U (0.001)	U (0.001)
05/16/2022	--	89.74	8.98	U(0.000250)	0.000372	0.000565	U(0.840)	U(0.00100)	U(0.00300)	0.085	U(0.00100)	U(0.00100)
MW-7												
05/30/1997	--	--	—	—	—	—	—	—	—	—	—	—
09/11/1997	--	--	—	—	—	—	—	—	—	—	—	—
03/12/1998	--	--	—	—	—	—	—	—	—	—	—	—
07/21/1998	--	--	—	—	—	—	—	—	—	—	—	—
10/12/1998	--	--	—	—	—	—	—	—	—	—	—	—
01/21/1999	--	--	—	—	—	—	—	—	—	—	—	—
03/31/1999	--	--	—	—	—	—	—	—	—	—	—	—
07/28/1999	--	--	—	—	—	—	—	—	—	—	—	—
10/15/1999	--	--	—	—	—	—	—	—	—	—	—	—
03/10/2000	--	--	—	—	—	—	—	—	—	—	—	—
06/21/2000	--	--	—	—	—	—	—	—	—	—	—	—
09/21/2000	--	--	—	—	—	—	—	—	—	—	—	—
01/25/2001	--	--	—	—	—	—	—	—	—	—	—	—
04/19/2001	--	--	—	—	—	—	—	—	—	—	—	—
07/24/2001	--	--	—	—	—	—	—	—	—	—	—	—
01/28/2002	--	--	—	—	—	—	—	—	—	—	—	—
04/30/2002	--	--	—	—	—	—	—	—	—	—	—	—
09/30/2002	--	--	—	—	—	—	—	—	—	—	—	—
05/12/2003	--	--	—	—	—	—	—	—	—	—	—	—

Analytical Data Results Table

Speedway 5310 TNS 112
 Speedway - Anne Duarte
 3392 Badger Rd
 North Pole, Alaska 99705

	<i>Well Screen Interval</i>	<i>Ground Water Elevation</i>	<i>Sodium</i>	<i>Naphthalene</i>	<i>Ethylbenzene</i>	<i>135-TMB</i>	<i>DRO</i>	<i>124-TMB</i>	<i>Xylenes</i>	<i>GRO</i>	<i>Benzene</i>	<i>Toluene</i>
Unit	ft	ft	ppm	ppm	ppm	ppm	ppm	ppm	ppm	ppm	ppm	ppm
GW Human Health Cleanup				<u>0.0017</u>	<u>0.015</u>	<u>0.12</u>		<u>0.015</u>	<u>0.19</u>	<u>2.2</u>	<u>0.0046</u>	<u>1.1</u>
10/09/2003	--	--	--	--	0.014	--	U (0.32)	--	0.0877	<u>2.36</u>	<u>0.0237</u>	0.00185
03/16/2004	--	--	--	--	--	--	--	--	--	--	--	--
04/21/2004	--	--	--	--	U (0.0005)	--	U (0.5)	--	U (0.0015)	U (0.05)	U (0.0005)	U (0.0005)
09/17/2004	--	--	--	--	--	--	--	--	--	--	--	--
10/21/2004	--	--	--	--	0.000934	--	0.508	--	0.00498	0.298	0.00325	U (0.0005)
05/19/2005	--	--	--	--	0.000527	--	U (0.391)	--	U (0.0015)	0.275	0.000909	U (0.0005)
09/26/2005	--	--	--	--	--	--	--	--	--	--	--	--
05/15/2006	--	--	--	--	U (0.0005)	--	0.412	--	U (0.0015)	0.109	U (0.0005)	U (0.0005)
11/07/2006	--	--	--	--	--	--	--	--	--	--	--	--
05/15/2007	--	--	--	--	--	--	--	--	--	--	--	--
10/16/2007	--	--	--	--	--	--	--	--	--	--	--	--
04/29/2008	--	--	--	--	U (0.0005)	--	U (0.413)	--	U (0.0015)	U (0.05)	U (0.0005)	U (0.0005)
10/01/2008	--	--	--	--	--	--	--	--	--	--	--	--
05/12/2009	--	--	--	--	0.00063	--	U (0.442)	--	0.00231	1.16	U (0.0005)	U (0.0005)
10/26/2009	--	--	--	--	--	--	--	--	--	--	--	--
06/15/2010	--	--	--	--	--	--	--	--	--	--	--	--
10/14/2010	--	--	--	--	--	--	--	--	--	--	--	--
05/24/2011	--	--	--	--	--	--	--	--	--	--	--	--
10/26/2011	--	--	--	--	--	--	--	--	--	--	--	--
05/22/2012	--	--	--	--	--	--	--	--	--	--	--	--
10/11/2012	--	--	--	--	--	--	--	--	--	--	--	--
05/06/2013	--	--	--	--	--	--	--	--	--	--	--	--
05/21/2013	--	--	--	--	--	--	--	--	--	--	--	--
09/25/2013	--	--	--	--	--	--	--	--	--	--	--	--
05/06/2014	--	--	--	--	--	--	--	--	--	--	--	--
09/17/2014	--	--	--	--	--	--	--	--	--	--	--	--
05/26/2015	--	--	--	--	--	--	--	--	--	--	--	--
10/06/2015	--	--	--	--	--	--	--	--	--	--	--	--
05/11/2016	--	--	--	--	--	--	--	--	--	--	--	--
10/05/2016	--	--	--	--	--	--	--	--	--	--	--	--
05/08/2017	--	--	--	--	--	--	--	--	--	--	--	--
07/19/2017	--	--	--	--	--	--	--	--	--	--	--	--
09/05/2017	--	--	--	--	--	--	--	--	--	--	--	--
06/14/2018	--	--	--	--	--	--	--	--	--	--	--	--
10/30/2018	--	--	--	--	--	--	--	--	--	--	--	--
05/09/2019	--	--	--	--	--	--	--	--	--	--	--	--
05/10/2019	--	--	--	--	--	--	--	--	--	--	--	--
10/22/2019	--	--	--	--	--	--	--	--	--	--	--	--
08/18/2020	--	--	--	--	--	--	--	--	--	--	--	--
10/06/2020	--	--	--	--	--	--	--	--	--	--	--	--
06/24/2021	--	--	--	--	--	--	--	--	--	--	--	--

Analytical Data Results Table

Speedway 5310 TNS 112
 Speedway - Anne Duarte
 3392 Badger Rd
 North Pole, Alaska 99705

	<i>Well Screen Interval</i>	<i>Ground Water Elevation</i>	<i>Sodium</i>	<i>Naphthalene</i>	<i>Ethylbenzene</i>	<i>135-TMB</i>	<i>DRO</i>	<i>124-TMB</i>	<i>Xylenes</i>	<i>GRO</i>	<i>Benzene</i>	<i>Toluene</i>
Unit	ft	ft	ppm	ppm	ppm	ppm	ppm	ppm	ppm	ppm	ppm	ppm
GW Human Health Cleanup				<u>0.0017</u>	<u>0.015</u>	<u>0.12</u>		<u>0.015</u>	<u>0.19</u>	<u>2.2</u>	<u>0.0046</u>	<u>1.1</u>
10/13/2021	--	--	--	--	--	--	--	--	--	--	--	--
05/16/2022	--	--	--	--	--	--	--	--	--	--	--	--
MW-8												
05/30/1997	--	--	--	--	--	--	--	--	--	--	--	--
09/11/1997	--	--	--	--	--	--	--	--	--	--	--	--
03/12/1998	--	--	--	--	--	--	--	--	--	--	--	--
07/21/1998	--	--	--	--	--	--	--	--	--	--	--	--
10/12/1998	--	--	--	--	--	--	--	--	--	--	--	--
01/21/1999	--	--	--	--	--	--	--	--	--	--	--	--
03/31/1999	--	--	--	--	--	--	--	--	--	--	--	--
07/28/1999	--	--	--	--	--	--	--	--	--	--	--	--
10/15/1999	--	--	--	--	--	--	--	--	--	--	--	--
03/10/2000	--	--	--	--	--	--	--	--	--	--	--	--
06/21/2000	--	--	--	--	--	--	--	--	--	--	--	--
09/21/2000	--	--	--	--	--	--	--	--	--	--	--	--
01/25/2001	--	--	--	--	--	--	--	--	--	--	--	--
04/19/2001	--	--	--	--	--	--	--	--	--	--	--	--
07/24/2001	--	--	--	--	--	--	--	--	--	--	--	--
01/28/2002	--	--	--	--	--	--	--	--	--	--	--	--
04/30/2002	--	--	--	--	--	--	--	--	--	--	--	--
09/30/2002	--	--	--	--	--	--	--	--	--	--	--	--
05/12/2003	--	--	--	--	--	--	--	--	--	--	--	--
10/09/2003	--	--	--	--	--	--	--	--	--	--	--	--
03/16/2004	--	--	--	--	U (0.0005)	--	U (0.37)	--	U (0.001)	U (0.05)	U (0.0005)	U (0.0005)
04/21/2004	--	--	--	--	U (0.0005)	--	U (0.5)	--	U (0.0015)	U (0.05)	U (0.0005)	U (0.0005)
09/17/2004	--	--	--	--	--	--	--	--	--	--	--	--
10/21/2004	--	--	--	--	U (0.0005)	--	U (0.4)	--	U (0.001)	U (0.05)	0.000298	U (0.0005)
05/19/2005	--	--	--	--	U (0.0005)	--	U (0.417)	--	U (0.0015)	U (0.05)	U (0.0005)	U (0.0005)
09/26/2005	--	--	--	--	--	--	--	--	--	--	--	--
05/15/2006	--	--	--	--	U (0.0005)	--	U (0.41)	--	U (0.0015)	U (0.05)	U (0.0005)	U (0.0005)
11/07/2006	--	--	--	--	--	--	--	--	--	--	--	--
05/15/2007	--	--	--	--	U (0.0005)	--	U (0.394)	--	U (0.0015)	U (0.05)	U (0.0005)	U (0.0005)
10/16/2007	--	--	--	--	--	--	--	--	--	--	--	--
04/29/2008	--	--	--	--	U (0.0005)	--	U (0.417)	--	U (0.0015)	U (0.05)	U (0.0005)	U (0.0005)
10/01/2008	--	--	--	--	--	--	--	--	--	--	--	--
05/12/2009	--	--	--	--	0.00067	--	U (0.413)	--	0.00199	U (0.05)	U (0.0005)	0.00062
10/26/2009	--	--	--	--	--	--	--	--	--	--	--	--
06/15/2010	--	--	--	--	--	--	--	--	--	--	--	--
10/14/2010	--	--	--	--	--	--	--	--	--	--	--	--
05/24/2011	--	--	--	--	--	--	--	--	--	--	--	--

Analytical Data Results Table

Speedway 5310 TNS 112
 Speedway - Anne Duarte
 3392 Badger Rd
 North Pole, Alaska 99705

		<i>Well Screen Interval</i>	<i>Ground Water Elevation</i>	<i>Sodium</i>	<i>Naphthalene</i>	<i>Ethylbenzene</i>	<i>135-TMB</i>	<i>DRO</i>	<i>124-TMB</i>	<i>Xylenes</i>	<i>GRO</i>	<i>Benzene</i>	<i>Toluene</i>
Unit	ft	ft	ppm	ppm	ppm	ppm	ppm	ppm	ppm	ppm	ppm	ppm	ppm
GW Human Health Cleanup				<u>0.0017</u>	<u>0.015</u>	<u>0.12</u>		<u>0.015</u>	<u>0.19</u>	<u>2.2</u>	<u>0.0046</u>	<u>1.1</u>	
10/26/2011	--	--	--	--	--	--	--	--	--	--	--	--	--
05/22/2012	--	--	--	--	--	--	--	--	--	--	--	--	--
10/11/2012	--	--	--	--	--	--	--	--	--	--	--	--	--
05/06/2013	--	--	--	--	--	--	--	--	--	--	--	--	--
05/21/2013	--	--	--	--	--	--	--	--	--	--	--	--	--
09/25/2013	--	--	--	--	--	--	--	--	--	--	--	--	--
05/06/2014	--	--	--	--	--	--	--	--	--	--	--	--	--
09/17/2014	--	--	--	--	--	--	--	--	--	--	--	--	--
05/26/2015	--	--	--	--	--	--	--	--	--	--	--	--	--
10/06/2015	--	--	--	--	--	--	--	--	--	--	--	--	--
05/11/2016	--	--	--	--	--	--	--	--	--	--	--	--	--
10/05/2016	--	--	--	--	--	--	--	--	--	--	--	--	--
05/08/2017	--	--	--	--	--	--	--	--	--	--	--	--	--
07/19/2017	--	--	--	--	--	--	--	--	--	--	--	--	--
09/05/2017	--	--	--	--	--	--	--	--	--	--	--	--	--
06/14/2018	--	--	--	--	--	--	--	--	--	--	--	--	--
10/30/2018	--	--	--	--	--	--	--	--	--	--	--	--	--
05/09/2019	--	--	--	--	--	--	--	--	--	--	--	--	--
05/10/2019	--	--	--	--	--	--	--	--	--	--	--	--	--
10/22/2019	--	--	--	--	--	--	--	--	--	--	--	--	--
08/18/2020	--	--	--	--	--	--	--	--	--	--	--	--	--
10/06/2020	--	--	--	--	--	--	--	--	--	--	--	--	--
06/24/2021	--	--	--	--	--	--	--	--	--	--	--	--	--
10/13/2021	--	--	--	--	--	--	--	--	--	--	--	--	--
05/16/2022	--	--	--	--	--	--	--	--	--	--	--	--	--
MW-9													
05/30/1997	--	--	--	--	--	--	--	--	--	--	--	--	--
09/11/1997	--	--	--	--	--	--	--	--	--	--	--	--	--
03/12/1998	--	--	--	--	--	--	--	--	--	--	--	--	--
07/21/1998	--	--	--	--	--	--	--	--	--	--	--	--	--
10/12/1998	--	--	--	--	--	--	--	--	--	--	--	--	--
01/21/1999	--	--	--	--	--	--	--	--	--	--	--	--	--
03/31/1999	--	--	--	--	--	--	--	--	--	--	--	--	--
07/28/1999	--	--	--	--	--	--	--	--	--	--	--	--	--
10/15/1999	--	--	--	--	--	--	--	--	--	--	--	--	--
03/10/2000	--	--	--	--	--	--	--	--	--	--	--	--	--
06/21/2000	--	--	--	--	--	--	--	--	--	--	--	--	--
09/21/2000	--	--	--	--	--	--	--	--	--	--	--	--	--
01/25/2001	--	--	--	--	--	--	--	--	--	--	--	--	--
04/19/2001	--	--	--	--	--	--	--	--	--	--	--	--	--

Analytical Data Results Table

Speedway 5310 TNS 112
 Speedway - Anne Duarte
 3392 Badger Rd
 North Pole, Alaska 99705

	<i>Well Screen Interval</i>	<i>Ground Water Elevation</i>	<i>Sodium</i>	<i>Naphthalene</i>	<i>Ethylbenzene</i>	<i>135-TMB</i>	<i>DRO</i>	<i>124-TMB</i>	<i>Xylenes</i>	<i>GRO</i>	<i>Benzene</i>	<i>Toluene</i>
Unit	ft	ft	ppm	ppm	ppm	ppm	ppm	ppm	ppm	ppm	ppm	ppm
GW Human Health Cleanup				<u>0.0017</u>	<u>0.015</u>	<u>0.12</u>		<u>0.015</u>	<u>0.19</u>	<u>2.2</u>	<u>0.0046</u>	<u>1.1</u>
07/24/2001	--	--	--	--	--	--	--	--	--	--	--	--
01/28/2002	--	--	--	--	--	--	--	--	--	--	--	--
04/30/2002	--	--	--	--	--	--	--	--	--	--	--	--
09/30/2002	--	--	--	--	--	--	--	--	--	--	--	--
05/12/2003	--	--	--	--	--	--	--	--	--	--	--	--
10/09/2003	--	--	--	--	--	--	--	--	--	--	--	--
03/16/2004	--	--	--	--	U (0.0005)	--	U (0.37)	--	U (0.001)	U (0.05)	U (0.0005)	U (0.0005)
04/21/2004	--	--	--	--	U (0.0005)	--	U (0.5)	--	U (0.0015)	U (0.05)	U (0.0005)	U (0.0005)
09/17/2004	--	--	--	--	--	--	--	--	--	--	--	--
10/21/2004	--	--	--	--	U (0.0005)	--	U (0.4)	--	U (0.001)	U (0.05)	U (0.0002)	U (0.0005)
05/19/2005	--	--	--	--	U (0.0005)	--	U (0.391)	--	U (0.0015)	U (0.05)	U (0.0005)	U (0.0005)
09/26/2005	--	--	--	--	--	--	--	--	--	--	--	--
05/15/2006	--	--	--	--	U (0.0005)	--	U (0.391)	--	U (0.0015)	U (0.05)	U (0.0005)	U (0.0005)
11/07/2006	--	--	--	--	--	--	--	--	--	--	--	--
05/15/2007	--	--	--	--	U (0.0005)	--	U (0.41)	--	U (0.0015)	U (0.05)	U (0.0005)	U (0.0005)
10/16/2007	--	--	--	--	--	--	--	--	--	--	--	--
04/29/2008	--	--	--	--	U (0.0005)	--	U (0.417)	--	U (0.0015)	U (0.05)	U (0.0005)	U (0.0005)
10/01/2008	--	--	--	--	--	--	--	--	--	--	--	--
05/12/2009	--	--	--	--	U (0.0005)	--	U (0.400)	--	0.00182	U (0.05)	U (0.0005)	U (0.0005)
10/26/2009	--	--	--	--	--	--	--	--	--	--	--	--
06/15/2010	--	--	--	--	--	--	--	--	--	--	--	--
10/14/2010	--	--	--	--	--	--	--	--	--	--	--	--
05/24/2011	--	--	--	--	--	--	--	--	--	--	--	--
10/26/2011	--	--	--	--	--	--	--	--	--	--	--	--
05/22/2012	--	--	--	--	--	--	--	--	--	--	--	--
10/11/2012	--	--	--	--	--	--	--	--	--	--	--	--
05/06/2013	--	--	--	--	--	--	--	--	--	--	--	--
05/21/2013	--	--	--	--	--	--	--	--	--	--	--	--
09/25/2013	--	--	--	--	--	--	--	--	--	--	--	--
05/06/2014	--	--	--	--	--	--	--	--	--	--	--	--
09/17/2014	--	--	--	--	--	--	--	--	--	--	--	--
05/26/2015	--	--	--	--	--	--	--	--	--	--	--	--
10/06/2015	--	--	--	--	--	--	--	--	--	--	--	--
05/11/2016	--	--	--	--	--	--	--	--	--	--	--	--
10/05/2016	--	--	--	--	--	--	--	--	--	--	--	--
05/08/2017	--	--	--	--	--	--	--	--	--	--	--	--
07/19/2017	--	--	--	--	--	--	--	--	--	--	--	--
09/05/2017	--	--	--	--	--	--	--	--	--	--	--	--
06/14/2018	--	--	--	--	--	--	--	--	--	--	--	--
10/30/2018	--	--	--	--	--	--	--	--	--	--	--	--
05/09/2019	--	--	--	--	--	--	--	--	--	--	--	--

Analytical Data Results Table

Speedway 5310 TNS 112
 Speedway - Anne Duarte
 3392 Badger Rd
 North Pole, Alaska 99705

	<i>Well Screen Interval</i>	<i>Ground Water Elevation</i>	<i>Sodium</i>	<i>Naphthalene</i>	<i>Ethylbenzene</i>	<i>135-TMB</i>	<i>DRO</i>	<i>124-TMB</i>	<i>Xylenes</i>	<i>GRO</i>	<i>Benzene</i>	<i>Toluene</i>
Unit	ft	ft	ppm	ppm	ppm	ppm	ppm	ppm	ppm	ppm	ppm	ppm
GW Human Health Cleanup				<u>0.0017</u>	<u>0.015</u>	<u>0.12</u>		<u>0.015</u>	<u>0.19</u>	<u>2.2</u>	<u>0.0046</u>	<u>1.1</u>
05/10/2019	--	--	--	--	--	--	--	--	--	--	--	--
10/22/2019	--	--	--	--	--	--	--	--	--	--	--	--
08/18/2020	--	--	--	--	--	--	--	--	--	--	--	--
10/06/2020	--	--	--	--	--	--	--	--	--	--	--	--
06/24/2021	--	--	--	--	--	--	--	--	--	--	--	--
10/13/2021	--	--	--	--	--	--	--	--	--	--	--	--
05/16/2022	--	--	--	--	--	--	--	--	--	--	--	--
MW-10												
05/30/1997	--	--	--	--	--	--	--	--	--	--	--	--
09/11/1997	--	--	--	--	--	--	--	--	--	--	--	--
03/12/1998	--	--	--	--	--	--	--	--	--	--	--	--
07/21/1998	--	--	--	--	--	--	--	--	--	--	--	--
10/12/1998	--	--	--	--	--	--	--	--	--	--	--	--
01/21/1999	--	--	--	--	--	--	--	--	--	--	--	--
03/31/1999	--	--	--	--	--	--	--	--	--	--	--	--
07/28/1999	--	--	--	--	--	--	--	--	--	--	--	--
10/15/1999	--	--	--	--	--	--	--	--	--	--	--	--
03/10/2000	--	--	--	--	--	--	--	--	--	--	--	--
06/21/2000	--	--	--	--	--	--	--	--	--	--	--	--
09/21/2000	--	--	--	--	--	--	--	--	--	--	--	--
01/25/2001	--	--	--	--	--	--	--	--	--	--	--	--
04/19/2001	--	--	--	--	--	--	--	--	--	--	--	--
07/24/2001	--	--	--	--	--	--	--	--	--	--	--	--
01/28/2002	--	--	--	--	--	--	--	--	--	--	--	--
04/30/2002	--	--	--	--	--	--	--	--	--	--	--	--
09/30/2002	--	--	--	--	--	--	--	--	--	--	--	--
05/12/2003	--	--	--	--	--	--	--	--	--	--	--	--
10/09/2003	--	--	--	--	--	--	--	--	--	--	--	--
03/16/2004	--	--	--	--	--	--	--	--	--	--	--	--
04/21/2004	--	--	--	--	--	--	--	--	--	--	--	--
09/17/2004	--	--	--	--	U (0.0005)	--	U (0.385)	--	U (0.0015)	U (0.05)	<u>0.0103</u>	U (0.0005)
10/21/2004	--	87.01	--	--	U (0.0005)	--	2.19	--	U (0.001)	U (0.05)	U (0.0002)	U (0.0005)
05/19/2005	--	87.92	--	--	U (0.0005)	--	U (0.391)	--	U (0.0015)	U (0.05)	U (0.0005)	U (0.0005)
09/26/2005	--	87.87	--	--	U (0.0005)	--	U (0.397)	--	U (0.0015)	U (0.05)	U (0.0005)	U (0.0005)
05/15/2006	--	87.69	--	--	U (0.0005)	--	U (0.391)	--	U (0.0015)	U (0.05)	U (0.0005)	U (0.0005)
11/07/2006	--	87.72	--	--	U (0.0005)	--	U (0.442)	--	U (0.0015)	U (0.05)	U (0.0005)	U (0.0005)
05/15/2007	--	87.31	--	--	U (0.0005)	--	U (0.41)	--	U (0.0015)	U (0.05)	U (0.0005)	U (0.0005)
10/16/2007	--	87.31	--	--	U (0.0005)	--	U (0.427)	--	0.00843	U (0.05)	U (0.0005)	0.000745
04/29/2008	--	87.79	--	--	U (0.0005)	--	U (0.424)	--	U (0.0015)	U (0.05)	U (0.0005)	U (0.0005)
10/01/2008	--	88.12	--	--	U (0.0005)	--	U (0.49)	--	U (0.0015)	U (0.05)	U (0.0005)	U (0.0005)

Analytical Data Results Table

Speedway 5310 TNS 112
 Speedway - Anne Duarte
 3392 Badger Rd
 North Pole, Alaska 99705

	<i>Well Screen Interval</i>	<i>Ground Water Elevation</i>	<i>Sodium</i>	<i>Naphthalene</i>	<i>Ethylbenzene</i>	<i>135-TMB</i>	<i>DRO</i>	<i>124-TMB</i>	<i>Xylenes</i>	<i>GRO</i>	<i>Benzene</i>	<i>Toluene</i>
Unit	ft	ft	ppm	ppm	ppm	ppm	ppm	ppm	ppm	ppm	ppm	ppm
GW Human Health Cleanup				<u>0.0017</u>	<u>0.015</u>	<u>0.12</u>		<u>0.015</u>	<u>0.19</u>	<u>2.2</u>	<u>0.0046</u>	<u>1.1</u>
05/12/2009	--	88.04	—	—	U (0.0005)	—	U (0.403)	—	U (0.0015)	U (0.05)	U (0.0005)	U (0.0005)
10/26/2009	--	87.77	—	—	U (0.001)	—	U (0.417)	—	U (0.003)	U (0.05)	U (0.0005)	U (0.001)
06/15/2010	--	87.95	—	—	U (0.0005)	—	U (0.417)	—	U (0.00976)	U (0.05)	U (0.0005)	U (0.0005)
10/14/2010	--	87.82	—	—	U (0.001)	—	U (0.397)	—	U (0.003)	U (0.05)	U (0.0005)	U (0.001)
05/24/2011	--	87.92	—	—	U (0.0005)	—	U (0.410)	—	U (0.0015)	U (0.05)	U (0.0005)	U (0.0005)
10/26/2011	--	87.79	—	—	U (0.0005)	—	U (0.410)	—	U (0.0015)	U (0.05)	U (0.0005)	U (0.0005)
05/22/2012	--	87.87	—	—	U (0.0005)	—	U (0.410)	—	U (0.0015)	U (0.05)	U (0.0005)	U (0.0005)
10/11/2012	--	88.03	—	—	U (0.001)	—	U (0.413)	—	U (0.003)	U (0.05)	U (0.0005)	U (0.001)
05/06/2013	--	--	—	—	—	—	—	—	—	—	—	—
05/21/2013	--	88.09	—	—	U (0.0005)	—	U (0.410)	—	U (0.0015)	U (0.05)	U (0.0005)	U (0.0005)
09/25/2013	--	88.21	—	—	U (0.0005)	—	U (0.403)	—	U (0.0015)	U (0.05)	U (0.0005)	U (0.0005)
05/06/2014	--	88.19	—	—	U (0.0005)	—	U (0.41)	—	0.0027	U (0.05)	U (0.0005)	U (0.0005)
09/17/2014	--	89.21	—	—	U (0.0005)	—	U (0.41)	—	U (0.0015)	U (0.05)	U (0.0005)	U (0.0005)
05/26/2015	--	88.95	—	—	U (0.001)	—	U (0.22)	—	U (0.001)	U (0.05)	U (0.001)	U (0.001)
10/06/2015	--	88.59	—	—	U (0.001)	—	0.41	—	U (0.003)	U (0.1)	U (0.001)	U (0.001)
05/11/2016	--	88.07	—	—	U (0.001)	—	U (0.42)	—	U (0.003)	U (0.1)	U (0.0020)	U (0.001)
10/05/2016	--	88.42	—	—	U (0.003)	—	2.6	—	U (0.002)	U (0.05)	U (0.0020)	U (0.002)
05/08/2017	--	88.32	—	—	U (0.003)	—	U (0.11)	—	0.0056	U (1)	U (0.002)	U (0.002)
07/19/2017	--	--	—	—	—	—	—	—	—	—	—	—
09/05/2017	--	88.28	—	—	U (0.001)	—	U (0.280)	—	U (0.003)	U (0.150)	U (.0004)	U (0.001)
06/14/2018	--	88.37	—	—	U (0.003)	—	U (0.12)	—	U (0.002)	U (0.25)	U (0.003)	U (0.002)
10/30/2018	--	88.19	—	—	U (0.003)	—	U (0.12)	—	U (0.003)	U (0.25)	U (0.003)	U (0.002)
05/09/2019	--	88.01	—	—	U (0.003)	—	U (0.12)	—	U (0.003)	U (0.25)	U (0.003)	U (0.002)
05/10/2019	--	--	—	—	—	—	—	—	—	—	—	—
10/22/2019	--	88.37	—	—	U (0.003)	—	U (0.12)	—	U (0.003)	U (0.25)	U (0.003)	U (0.002)
08/18/2020	--	88.65	—	—	U (0.0005)	—	J (0.283)	—	U (0.0015)	U (0.050)	U (0.0002)	U (0.0005)
10/06/2020	--	88.32	—	—	U (0.001)	—	U (0.800)	—	U (0.003)	U (0.0100)	U (0.001)	U (0.001)
06/24/2021	--	88.54	—	—	U (0.001)	—	U (0.800)	—	U (0.003)	U (0.0100)	U (0.001)	U (0.001)
10/13/2021	--	--	—	—	U (0.001)	—	0.403 J	—	U (0.003)	U (0.1)	0.00247	U (0.001)
05/16/2022	--	101.31	6.53	U(0.000250)	U(0.00100)	U(0.00100)	U(0.800)	U(0.00100)	0.000289	0.033	<u>0.00974</u>	0.00387


APPENDIX E

*Laboratory Analytical Report and ADEC
Laboratory Data Review Checklist*

Stantec - Anchorage, AK

Sample Delivery Group: L1496156
Samples Received: 05/19/2022
Project Number:
Description: Speedway 5315 TNS 111
Site: 0005315
Report To: Ms. Leslie Petre
725 E Fireweed Lane
Suite 200
Anchorage, AK 99503

Entire Report Reviewed By:



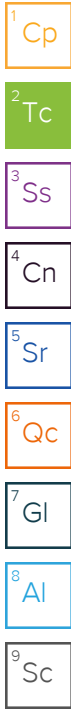
Craig Cothron
Project Manager

Results relate only to the items tested or calibrated and are reported as rounded values. This test report shall not be reproduced, except in full, without written approval of the laboratory. Where applicable, sampling conducted by Pace Analytical National is performed per guidance provided in laboratory standard operating procedures ENV-SOP-MTJL-0067 and ENV-SOP-MTJL-0068. Where sampling conducted by the customer, results relate to the accuracy of the information provided, and as the samples are received.

Pace Analytical National12065 Lebanon Rd Mount Juliet, TN 37122 615-758-5858 800-767-5859 www.pacenational.com

TABLE OF CONTENTS

Cp: Cover Page	1
Tc: Table of Contents	2
Ss: Sample Summary	3
Cn: Case Narrative	5
Sr: Sample Results	6
MW-2 L1496156-01	6
MW-3 L1496156-02	8
MW-6 L1496156-03	10
MW-10 L1496156-04	12
MW17-2 L1496156-05	14
MW17-5 L1496156-06	16
DUPLICATE L1496156-07	18
Qc: Quality Control Summary	20
Metals (ICP) by Method 6010D	20
Volatile Organic Compounds (GC) by Method AK101	21
Volatile Organic Compounds (GC/MS) by Method 8260C	23
Semi-Volatile Organic Compounds (GC) by Method AK102	27
Semi Volatile Organic Compounds (GC/MS) by Method 8270D-SIM	28
Gl: Glossary of Terms	30
Al: Accreditations & Locations	31
Sc: Sample Chain of Custody	32

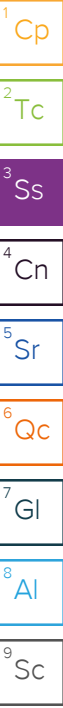


SAMPLE SUMMARY

MW-2 L1496156-01 GW

Collected by: RM
 Collected date/time: 05/16/22 13:30
 Received date/time: 05/19/22 09:30

Method	Batch	Dilution	Preparation date/time	Analysis date/time	Analyst	Location
Metals (ICP) by Method 6010D	WG1868706	1	05/26/22 17:38	05/26/22 22:06	CCE	Mt. Juliet, TN
Volatile Organic Compounds (GC) by Method AK101	WG1869171	1	05/25/22 10:49	05/25/22 10:49	MGF	Mt. Juliet, TN
Volatile Organic Compounds (GC/MS) by Method 8260C	WG1869041	1	05/25/22 14:41	05/25/22 14:41	ADM	Mt. Juliet, TN
Semi-Volatile Organic Compounds (GC) by Method AK102	WG1869848	1.05	05/26/22 07:57	05/26/22 19:38	JAS	Mt. Juliet, TN
Semi Volatile Organic Compounds (GC/MS) by Method 8270D-SIM	WG1867706	1	05/23/22 14:06	05/23/22 22:55	AMM	Mt. Juliet, TN



MW-3 L1496156-02 GW

Collected by: RM
 Collected date/time: 05/16/22 12:58
 Received date/time: 05/19/22 09:30

Method	Batch	Dilution	Preparation date/time	Analysis date/time	Analyst	Location
Metals (ICP) by Method 6010D	WG1868706	1	05/26/22 17:38	05/26/22 22:09	CCE	Mt. Juliet, TN
Volatile Organic Compounds (GC) by Method AK101	WG1869171	1	05/25/22 11:10	05/25/22 11:10	MGF	Mt. Juliet, TN
Volatile Organic Compounds (GC/MS) by Method 8260C	WG1869041	1	05/25/22 15:00	05/25/22 15:00	ADM	Mt. Juliet, TN
Volatile Organic Compounds (GC/MS) by Method 8260C	WG1870317	10	05/26/22 17:12	05/26/22 17:12	JAH	Mt. Juliet, TN
Semi-Volatile Organic Compounds (GC) by Method AK102	WG1869848	1.05	05/26/22 07:57	05/26/22 19:58	JAS	Mt. Juliet, TN
Semi Volatile Organic Compounds (GC/MS) by Method 8270D-SIM	WG1867706	1	05/23/22 14:06	05/23/22 23:13	AMM	Mt. Juliet, TN

MW-6 L1496156-03 GW

Collected by: RM
 Collected date/time: 05/16/22 11:37
 Received date/time: 05/19/22 09:30

Method	Batch	Dilution	Preparation date/time	Analysis date/time	Analyst	Location
Metals (ICP) by Method 6010D	WG1868706	1	05/26/22 17:38	05/26/22 22:12	CCE	Mt. Juliet, TN
Volatile Organic Compounds (GC) by Method AK101	WG1869171	1	05/25/22 11:32	05/25/22 11:32	MGF	Mt. Juliet, TN
Volatile Organic Compounds (GC/MS) by Method 8260C	WG1869041	1	05/25/22 15:19	05/25/22 15:19	ADM	Mt. Juliet, TN
Volatile Organic Compounds (GC/MS) by Method 8260C	WG1870317	1	05/26/22 16:33	05/26/22 16:33	JAH	Mt. Juliet, TN
Semi-Volatile Organic Compounds (GC) by Method AK102	WG1869848	1.05	05/26/22 07:57	05/26/22 20:19	JAS	Mt. Juliet, TN
Semi Volatile Organic Compounds (GC/MS) by Method 8270D-SIM	WG1867706	1	05/23/22 14:06	05/23/22 20:51	AMM	Mt. Juliet, TN

MW-10 L1496156-04 GW

Collected by: RM
 Collected date/time: 05/16/22 12:07
 Received date/time: 05/19/22 09:30

Method	Batch	Dilution	Preparation date/time	Analysis date/time	Analyst	Location
Metals (ICP) by Method 6010D	WG1868706	1	05/26/22 17:38	05/26/22 22:15	CCE	Mt. Juliet, TN
Volatile Organic Compounds (GC) by Method AK101	WG1869660	1	05/26/22 09:16	05/26/22 09:16	JAH	Mt. Juliet, TN
Volatile Organic Compounds (GC/MS) by Method 8260C	WG1870043	1	05/27/22 11:50	05/27/22 11:50	ADM	Mt. Juliet, TN
Semi-Volatile Organic Compounds (GC) by Method AK102	WG1869848	1	05/26/22 07:57	05/26/22 20:39	JAS	Mt. Juliet, TN
Semi Volatile Organic Compounds (GC/MS) by Method 8270D-SIM	WG1867706	1	05/23/22 14:06	05/23/22 21:09	AMM	Mt. Juliet, TN

MW17-2 L1496156-05 GW

Collected by: RM
 Collected date/time: 05/16/22 14:06
 Received date/time: 05/19/22 09:30

Method	Batch	Dilution	Preparation date/time	Analysis date/time	Analyst	Location
Metals (ICP) by Method 6010D	WG1868706	1	05/26/22 17:38	05/26/22 22:18	CCE	Mt. Juliet, TN
Volatile Organic Compounds (GC) by Method AK101	WG1869171	1	05/25/22 11:54	05/25/22 11:54	MGF	Mt. Juliet, TN
Volatile Organic Compounds (GC/MS) by Method 8260C	WG1869041	5	05/25/22 17:53	05/25/22 17:53	ADM	Mt. Juliet, TN
Semi-Volatile Organic Compounds (GC) by Method AK102	WG1869848	1.05	05/26/22 07:57	05/26/22 20:59	JAS	Mt. Juliet, TN
Semi Volatile Organic Compounds (GC/MS) by Method 8270D-SIM	WG1867706	1	05/23/22 14:06	05/23/22 21:27	AMM	Mt. Juliet, TN

SAMPLE SUMMARY

MW17-5 L1496156-06 GW

Collected by: RM
 Collected date/time: 05/16/22 14:44
 Received date/time: 05/19/22 09:30

Method	Batch	Dilution	Preparation date/time	Analysis date/time	Analyst	Location
Metals (ICP) by Method 6010D	WG1868706	1	05/26/22 17:38	05/26/22 22:21	CCE	Mt. Juliet, TN
Volatile Organic Compounds (GC) by Method AK101	WG1869171	1	05/25/22 12:15	05/25/22 12:15	MGF	Mt. Juliet, TN
Volatile Organic Compounds (GC/MS) by Method 8260C	WG1869041	1	05/25/22 15:39	05/25/22 15:39	ADM	Mt. Juliet, TN
Volatile Organic Compounds (GC/MS) by Method 8260C	WG1870490	20	05/27/22 12:30	05/27/22 12:30	ADM	Mt. Juliet, TN
Semi-Volatile Organic Compounds (GC) by Method AK102	WG1869848	1	05/26/22 07:57	05/26/22 21:19	JAS	Mt. Juliet, TN
Semi Volatile Organic Compounds (GC/MS) by Method 8270D-SIM	WG1867706	1	05/23/22 14:06	05/23/22 21:44	AMM	Mt. Juliet, TN

- 1 Cp
- 2 Tc
- 3 Ss
- 4 Cn
- 5 Sr
- 6 Qc
- 7 Gl
- 8 Al
- 9 Sc


DUPLICATE L1496156-07 GW

Collected by: RM
 Collected date/time: 05/16/22 12:58
 Received date/time: 05/19/22 09:30

Method	Batch	Dilution	Preparation date/time	Analysis date/time	Analyst	Location
Metals (ICP) by Method 6010D	WG1868706	1	05/26/22 17:38	05/26/22 22:23	CCE	Mt. Juliet, TN
Volatile Organic Compounds (GC) by Method AK101	WG1869171	1	05/25/22 12:50	05/25/22 12:50	MGF	Mt. Juliet, TN
Volatile Organic Compounds (GC/MS) by Method 8260C	WG1869041	1	05/25/22 15:58	05/25/22 15:58	ADM	Mt. Juliet, TN
Volatile Organic Compounds (GC/MS) by Method 8260C	WG1870490	25	05/27/22 12:50	05/27/22 12:50	ADM	Mt. Juliet, TN
Semi-Volatile Organic Compounds (GC) by Method AK102	WG1869848	1.05	05/26/22 07:57	05/26/22 21:40	JAS	Mt. Juliet, TN
Semi Volatile Organic Compounds (GC/MS) by Method 8270D-SIM	WG1867706	1	05/23/22 14:06	05/23/22 23:31	AMM	Mt. Juliet, TN

CASE NARRATIVE

All sample aliquots were received at the correct temperature, in the proper containers, with the appropriate preservatives, and within method specified holding times, unless qualified or notated within the report. Where applicable, all MDL (LOD) and RDL (LOQ) values reported for environmental samples have been corrected for the dilution factor used in the analysis. All Method and Batch Quality Control are within established criteria except where addressed in this case narrative, a non-conformance form or properly qualified within the sample results. By my digital signature below, I affirm to the best of my knowledge, all problems/anomalies observed by the laboratory as having the potential to affect the quality of the data have been identified by the laboratory, and no information or data have been knowingly withheld that would affect the quality of the data.



Craig Cothron
Project Manager

¹ Cp

² Tc

³ Ss

⁴ Cn

⁵ Sr

⁶ Qc

⁷ Gl

⁸ Al

⁹ Sc

Metals (ICP) by Method 6010D

Analyte	Result	Qualifier	MDL	RDL	Dilution	Analysis	Batch
	mg/l		mg/l	mg/l		date / time	
Sodium	11.5		0.504	3.00	1	05/26/2022 22:06	WG1868706

Volatile Organic Compounds (GC) by Method AK101

Analyte	Result	Qualifier	MDL	RDL	Dilution	Analysis	Batch
	mg/l		mg/l	mg/l		date / time	
TPHGAK C6 to C10	0.126	<u>B</u>	0.0287	0.100	1	05/25/2022 10:49	WG1869171
(S) a,a,a-Trifluorotoluene(FID)	90.5			50.0-150		05/25/2022 10:49	WG1869171
(S) a,a,a-Trifluorotoluene(PID)	106			79.0-125		05/25/2022 10:49	WG1869171

Volatile Organic Compounds (GC/MS) by Method 8260C

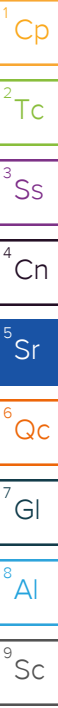
Analyte	Result	Qualifier	MDL	RDL	Dilution	Analysis	Batch
	mg/l		mg/l	mg/l		date / time	
Benzene	0.000328	<u>J</u>	0.0000941	0.00100	1	05/25/2022 14:41	WG1869041
n-Butylbenzene	U		0.000157	0.00100	1	05/25/2022 14:41	WG1869041
sec-Butylbenzene	0.000671	<u>J</u>	0.000125	0.00100	1	05/25/2022 14:41	WG1869041
tert-Butylbenzene	U		0.000127	0.00100	1	05/25/2022 14:41	WG1869041
Ethylbenzene	0.00468		0.000137	0.00100	1	05/25/2022 14:41	WG1869041
Isopropylbenzene	0.00148		0.000105	0.00100	1	05/25/2022 14:41	WG1869041
Naphthalene	U	<u>C3</u>	0.00100	0.00500	1	05/25/2022 14:41	WG1869041
Toluene	U		0.000278	0.00100	1	05/25/2022 14:41	WG1869041
1,2,4-Trimethylbenzene	0.0114		0.000322	0.00100	1	05/25/2022 14:41	WG1869041
1,3,5-Trimethylbenzene	0.00461		0.000104	0.00100	1	05/25/2022 14:41	WG1869041
Total Xylenes	0.00768		0.000174	0.00300	1	05/25/2022 14:41	WG1869041
(S) Toluene-d8	104			80.0-120		05/25/2022 14:41	WG1869041
(S) 4-Bromofluorobenzene	93.3			77.0-126		05/25/2022 14:41	WG1869041
(S) 1,2-Dichloroethane-d4	92.5			70.0-130		05/25/2022 14:41	WG1869041

Semi-Volatile Organic Compounds (GC) by Method AK102

Analyte	Result	Qualifier	MDL	RDL	Dilution	Analysis	Batch
	mg/l		mg/l	mg/l		date / time	
AK102 DRO C10-C25	0.380	<u>J</u>	0.240	0.840	1.05	05/26/2022 19:38	WG1869848
(S) o-Terphenyl	83.3			50.0-150		05/26/2022 19:38	WG1869848

Semi Volatile Organic Compounds (GC/MS) by Method 8270D-SIM

Analyte	Result	Qualifier	MDL	RDL	Dilution	Analysis	Batch
	mg/l		mg/l	mg/l		date / time	
Anthracene	U		0.0000190	0.0000500	1	05/23/2022 22:55	WG1867706
Acenaphthene	U		0.0000190	0.0000500	1	05/23/2022 22:55	WG1867706
Acenaphthylene	U		0.0000171	0.0000500	1	05/23/2022 22:55	WG1867706
Benzo(a)anthracene	U		0.0000203	0.0000500	1	05/23/2022 22:55	WG1867706
Benzo(a)pyrene	0.0000318	<u>J J3</u>	0.0000184	0.0000500	1	05/23/2022 22:55	WG1867706
Benzo(b)fluoranthene	0.0000460	<u>J</u>	0.0000168	0.0000500	1	05/23/2022 22:55	WG1867706
Benzo(g,h,i)perylene	U	<u>J3</u>	0.0000184	0.0000500	1	05/23/2022 22:55	WG1867706
Benzo(k)fluoranthene	U	<u>J3</u>	0.0000202	0.0000500	1	05/23/2022 22:55	WG1867706
Chrysene	U		0.0000179	0.0000500	1	05/23/2022 22:55	WG1867706
Dibenz(a,h)anthracene	0.0000171	<u>J J3</u>	0.0000160	0.0000500	1	05/23/2022 22:55	WG1867706
Fluoranthene	U		0.0000270	0.000100	1	05/23/2022 22:55	WG1867706
Fluorene	U		0.0000169	0.0000500	1	05/23/2022 22:55	WG1867706
Indeno(1,2,3-cd)pyrene	0.000145	<u>J3</u>	0.0000158	0.0000500	1	05/23/2022 22:55	WG1867706
Naphthalene	U		0.0000917	0.000250	1	05/23/2022 22:55	WG1867706
Phenanthrene	U		0.0000180	0.0000500	1	05/23/2022 22:55	WG1867706
Pyrene	0.0000488	<u>J</u>	0.0000169	0.0000500	1	05/23/2022 22:55	WG1867706
1-Methylnaphthalene	U		0.0000687	0.000250	1	05/23/2022 22:55	WG1867706



Semi Volatile Organic Compounds (GC/MS) by Method 8270D-SIM

Analyte	Result mg/l	Qualifier	MDL mg/l	RDL mg/l	Dilution	Analysis date / time	Batch
2-Methylnaphthalene	U		0.0000674	0.000250	1	05/23/2022 22:55	WG1867706
(S) Nitrobenzene-d5	100			31.0-160		05/23/2022 22:55	WG1867706
(S) 2-Fluorobiphenyl	104			48.0-148		05/23/2022 22:55	WG1867706
(S) p-Terphenyl-d14	86.0			37.0-146		05/23/2022 22:55	WG1867706

- 1 Cp
- 2 Tc
- 3 Ss
- 4 Cn
- 5 Sr
- 6 Qc
- 7 Gl
- 8 Al
- 9 Sc

Metals (ICP) by Method 6010D

Analyte	Result	Qualifier	MDL	RDL	Dilution	Analysis	Batch
	mg/l		mg/l	mg/l		date / time	
Sodium	41.0		0.504	3.00	1	05/26/2022 22:09	WG1868706

Volatile Organic Compounds (GC) by Method AK101

Analyte	Result	Qualifier	MDL	RDL	Dilution	Analysis	Batch
	mg/l		mg/l	mg/l		date / time	
TPHGAK C6 to C10	2.38		0.0287	0.100	1	05/25/2022 11:10	WG1869171
(S) a,a,a-Trifluorotoluene(FID)	90.1			50.0-150		05/25/2022 11:10	WG1869171
(S) a,a,a-Trifluorotoluene(PID)	105			79.0-125		05/25/2022 11:10	WG1869171

Volatile Organic Compounds (GC/MS) by Method 8260C

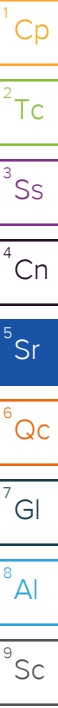
Analyte	Result	Qualifier	MDL	RDL	Dilution	Analysis	Batch
	mg/l		mg/l	mg/l		date / time	
Benzene	0.0129		0.0000941	0.00100	1	05/25/2022 15:00	WG1869041
n-Butylbenzene	U		0.000157	0.00100	1	05/25/2022 15:00	WG1869041
sec-Butylbenzene	0.00326		0.000125	0.00100	1	05/25/2022 15:00	WG1869041
tert-Butylbenzene	U		0.000127	0.00100	1	05/25/2022 15:00	WG1869041
Ethylbenzene	0.165		0.000137	0.00100	1	05/25/2022 15:00	WG1869041
Isopropylbenzene	0.0267		0.000105	0.00100	1	05/25/2022 15:00	WG1869041
Naphthalene	0.00601	<u>C3</u>	0.00100	0.00500	1	05/25/2022 15:00	WG1869041
Toluene	0.101		0.000278	0.00100	1	05/25/2022 15:00	WG1869041
1,2,4-Trimethylbenzene	0.226		0.00322	0.0100	10	05/26/2022 17:12	WG1870317
1,3,5-Trimethylbenzene	0.124		0.000104	0.00100	1	05/25/2022 15:00	WG1869041
Total Xylenes	1.08		0.00174	0.0300	10	05/26/2022 17:12	WG1870317
(S) Toluene-d8	95.5			80.0-120		05/25/2022 15:00	WG1869041
(S) Toluene-d8	94.1			80.0-120		05/26/2022 17:12	WG1870317
(S) 4-Bromofluorobenzene	90.5			77.0-126		05/25/2022 15:00	WG1869041
(S) 4-Bromofluorobenzene	106			77.0-126		05/26/2022 17:12	WG1870317
(S) 1,2-Dichloroethane-d4	92.1			70.0-130		05/25/2022 15:00	WG1869041
(S) 1,2-Dichloroethane-d4	99.6			70.0-130		05/26/2022 17:12	WG1870317

Semi-Volatile Organic Compounds (GC) by Method AK102

Analyte	Result	Qualifier	MDL	RDL	Dilution	Analysis	Batch
	mg/l		mg/l	mg/l		date / time	
AK102 DRO C10-C25	1.49		0.240	0.840	1.05	05/26/2022 19:58	WG1869848
(S) o-Terphenyl	91.6			50.0-150		05/26/2022 19:58	WG1869848

Semi Volatile Organic Compounds (GC/MS) by Method 8270D-SIM

Analyte	Result	Qualifier	MDL	RDL	Dilution	Analysis	Batch
	mg/l		mg/l	mg/l		date / time	
Anthracene	U		0.0000190	0.0000500	1	05/23/2022 23:13	WG1867706
Acenaphthene	0.0000921		0.0000190	0.0000500	1	05/23/2022 23:13	WG1867706
Acenaphthylene	0.000104		0.0000171	0.0000500	1	05/23/2022 23:13	WG1867706
Benzo(a)anthracene	U		0.0000203	0.0000500	1	05/23/2022 23:13	WG1867706
Benzo(a)pyrene	U	<u>J3</u>	0.0000184	0.0000500	1	05/23/2022 23:13	WG1867706
Benzo(b)fluoranthene	0.0000242	<u>J</u>	0.0000168	0.0000500	1	05/23/2022 23:13	WG1867706
Benzo(g,h,i)perylene	0.0000436	<u>J J3</u>	0.0000184	0.0000500	1	05/23/2022 23:13	WG1867706
Benzo(k)fluoranthene	U	<u>J3</u>	0.0000202	0.0000500	1	05/23/2022 23:13	WG1867706
Chrysene	U		0.0000179	0.0000500	1	05/23/2022 23:13	WG1867706
Dibenz(a,h)anthracene	U	<u>J3</u>	0.0000160	0.0000500	1	05/23/2022 23:13	WG1867706
Fluoranthene	0.0000373	<u>J</u>	0.0000270	0.000100	1	05/23/2022 23:13	WG1867706
Fluorene	0.000163		0.0000169	0.0000500	1	05/23/2022 23:13	WG1867706
Indeno(1,2,3-cd)pyrene	U	<u>J3</u>	0.0000158	0.0000500	1	05/23/2022 23:13	WG1867706
Naphthalene	0.00354		0.0000917	0.000250	1	05/23/2022 23:13	WG1867706



Semi Volatile Organic Compounds (GC/MS) by Method 8270D-SIM

Analyte	Result mg/l	Qualifier	MDL mg/l	RDL mg/l	Dilution	Analysis date / time	Batch
Phenanthrene	0.0000592		0.0000180	0.0000500	1	05/23/2022 23:13	WG1867706
Pyrene	0.0000494	J	0.0000169	0.0000500	1	05/23/2022 23:13	WG1867706
1-Methylnaphthalene	0.00100		0.0000687	0.000250	1	05/23/2022 23:13	WG1867706
2-Methylnaphthalene	0.000570		0.0000674	0.000250	1	05/23/2022 23:13	WG1867706
(S) Nitrobenzene-d5	103			31.0-160		05/23/2022 23:13	WG1867706
(S) 2-Fluorobiphenyl	103			48.0-148		05/23/2022 23:13	WG1867706
(S) p-Terphenyl-d14	101			37.0-146		05/23/2022 23:13	WG1867706

- 1 Cp
- 2 Tc
- 3 Ss
- 4 Cn
- 5 Sr
- 6 Qc
- 7 Gl
- 8 Al
- 9 Sc

Metals (ICP) by Method 6010D

Analyte	Result	Qualifier	MDL	RDL	Dilution	Analysis	Batch
	mg/l		mg/l	mg/l		date / time	
Sodium	8.98		0.504	3.00	1	05/26/2022 22:12	WG1868706

Volatile Organic Compounds (GC) by Method AK101

Analyte	Result	Qualifier	MDL	RDL	Dilution	Analysis	Batch
	mg/l		mg/l	mg/l		date / time	
TPHGAK C6 to C10	0.0850	<u>B J</u>	0.0287	0.100	1	05/25/2022 11:32	WG1869171
(S) a,a,a-Trifluorotoluene(FID)	87.7			50.0-150		05/25/2022 11:32	WG1869171
(S) a,a,a-Trifluorotoluene(PID)	106			79.0-125		05/25/2022 11:32	WG1869171

Volatile Organic Compounds (GC/MS) by Method 8260C

Analyte	Result	Qualifier	MDL	RDL	Dilution	Analysis	Batch
	mg/l		mg/l	mg/l		date / time	
Benzene	U		0.0000941	0.00100	1	05/25/2022 15:19	WG1869041
n-Butylbenzene	U		0.000157	0.00100	1	05/25/2022 15:19	WG1869041
sec-Butylbenzene	U		0.000125	0.00100	1	05/25/2022 15:19	WG1869041
tert-Butylbenzene	U		0.000127	0.00100	1	05/25/2022 15:19	WG1869041
Ethylbenzene	0.000372	<u>J</u>	0.000137	0.00100	1	05/25/2022 15:19	WG1869041
Isopropylbenzene	U		0.000105	0.00100	1	05/25/2022 15:19	WG1869041
Naphthalene	0.00210	<u>C3 J</u>	0.00100	0.00500	1	05/25/2022 15:19	WG1869041
Toluene	U		0.000278	0.00100	1	05/25/2022 15:19	WG1869041
1,2,4-Trimethylbenzene	U		0.000322	0.00100	1	05/26/2022 16:33	WG1870317
1,3,5-Trimethylbenzene	0.000565	<u>J</u>	0.000104	0.00100	1	05/25/2022 15:19	WG1869041
Total Xylenes	U		0.000174	0.00300	1	05/26/2022 16:33	WG1870317
(S) Toluene-d8	105			80.0-120		05/25/2022 15:19	WG1869041
(S) Toluene-d8	106			80.0-120		05/26/2022 16:33	WG1870317
(S) 4-Bromofluorobenzene	92.2			77.0-126		05/25/2022 15:19	WG1869041
(S) 4-Bromofluorobenzene	96.9			77.0-126		05/26/2022 16:33	WG1870317
(S) 1,2-Dichloroethane-d4	93.8			70.0-130		05/25/2022 15:19	WG1869041
(S) 1,2-Dichloroethane-d4	95.4			70.0-130		05/26/2022 16:33	WG1870317

Semi-Volatile Organic Compounds (GC) by Method AK102

Analyte	Result	Qualifier	MDL	RDL	Dilution	Analysis	Batch
	mg/l		mg/l	mg/l		date / time	
AK102 DRO C10-C25	U		0.240	0.840	1.05	05/26/2022 20:19	WG1869848
(S) o-Terphenyl	71.1			50.0-150		05/26/2022 20:19	WG1869848

Semi Volatile Organic Compounds (GC/MS) by Method 8270D-SIM

Analyte	Result	Qualifier	MDL	RDL	Dilution	Analysis	Batch
	mg/l		mg/l	mg/l		date / time	
Anthracene	U		0.0000190	0.0000500	1	05/23/2022 20:51	WG1867706
Acenaphthene	U		0.0000190	0.0000500	1	05/23/2022 20:51	WG1867706
Acenaphthylene	U		0.0000171	0.0000500	1	05/23/2022 20:51	WG1867706
Benzo(a)anthracene	U		0.0000203	0.0000500	1	05/23/2022 20:51	WG1867706
Benzo(a)pyrene	U	<u>J3</u>	0.0000184	0.0000500	1	05/23/2022 20:51	WG1867706
Benzo(b)fluoranthene	U		0.0000168	0.0000500	1	05/23/2022 20:51	WG1867706
Benzo(g,h,i)perylene	U	<u>J3</u>	0.0000184	0.0000500	1	05/23/2022 20:51	WG1867706
Benzo(k)fluoranthene	U	<u>J3</u>	0.0000202	0.0000500	1	05/23/2022 20:51	WG1867706
Chrysene	U		0.0000179	0.0000500	1	05/23/2022 20:51	WG1867706
Dibenz(a,h)anthracene	U	<u>J3</u>	0.0000160	0.0000500	1	05/23/2022 20:51	WG1867706
Fluoranthene	U		0.0000270	0.000100	1	05/23/2022 20:51	WG1867706
Fluorene	U		0.0000169	0.0000500	1	05/23/2022 20:51	WG1867706
Indeno(1,2,3-cd)pyrene	U	<u>J3</u>	0.0000158	0.0000500	1	05/23/2022 20:51	WG1867706
Naphthalene	U		0.0000917	0.000250	1	05/23/2022 20:51	WG1867706

1 Cp

2 Tc

3 Ss

4 Cn

5 Sr

6 Qc

7 Gl

8 Al

9 Sc

Semi Volatile Organic Compounds (GC/MS) by Method 8270D-SIM

Analyte	Result mg/l	Qualifier	MDL mg/l	RDL mg/l	Dilution	Analysis date / time	Batch
Phenanthrene	U		0.0000180	0.0000500	1	05/23/2022 20:51	WG1867706
Pyrene	U		0.0000169	0.0000500	1	05/23/2022 20:51	WG1867706
1-Methylnaphthalene	U		0.0000687	0.000250	1	05/23/2022 20:51	WG1867706
2-Methylnaphthalene	U		0.0000674	0.000250	1	05/23/2022 20:51	WG1867706
<i>(S)</i> Nitrobenzene-d5	89.0			31.0-160		05/23/2022 20:51	WG1867706
<i>(S)</i> 2-Fluorobiphenyl	103			48.0-148		05/23/2022 20:51	WG1867706
<i>(S)</i> p-Terphenyl-d14	113			37.0-146		05/23/2022 20:51	WG1867706

- 1 Cp
- 2 Tc
- 3 Ss
- 4 Cn
- 5 Sr
- 6 Qc
- 7 Gl
- 8 Al
- 9 Sc

Metals (ICP) by Method 6010D

Analyte	Result	Qualifier	MDL	RDL	Dilution	Analysis	Batch
	mg/l		mg/l	mg/l		date / time	
Sodium	6.53		0.504	3.00	1	05/26/2022 22:15	WG1868706

1 Cp

2 Tc

3 Ss

4 Cn

5 Sr

Volatile Organic Compounds (GC) by Method AK101

Analyte	Result	Qualifier	MDL	RDL	Dilution	Analysis	Batch
	mg/l		mg/l	mg/l		date / time	
TPHGAK C6 to C10	0.0330	<u>B J</u>	0.0287	0.100	1	05/26/2022 09:16	WG1869660
(S) a,a,a-Trifluorotoluene(FID)	85.0			50.0-150		05/26/2022 09:16	WG1869660
(S) a,a,a-Trifluorotoluene(PID)	107			79.0-125		05/26/2022 09:16	WG1869660

6 Qc

Volatile Organic Compounds (GC/MS) by Method 8260C

Analyte	Result	Qualifier	MDL	RDL	Dilution	Analysis	Batch
	mg/l		mg/l	mg/l		date / time	
Benzene	0.00974		0.0000941	0.00100	1	05/27/2022 11:50	WG1870043
n-Butylbenzene	U		0.000157	0.00100	1	05/27/2022 11:50	WG1870043
sec-Butylbenzene	U		0.000125	0.00100	1	05/27/2022 11:50	WG1870043
tert-Butylbenzene	U		0.000127	0.00100	1	05/27/2022 11:50	WG1870043
Ethylbenzene	U		0.000137	0.00100	1	05/27/2022 11:50	WG1870043
Isopropylbenzene	U		0.000105	0.00100	1	05/27/2022 11:50	WG1870043
Naphthalene	U		0.00100	0.00500	1	05/27/2022 11:50	WG1870043
Toluene	0.00387		0.000278	0.00100	1	05/27/2022 11:50	WG1870043
1,2,4-Trimethylbenzene	U		0.000322	0.00100	1	05/27/2022 11:50	WG1870043
1,3,5-Trimethylbenzene	U		0.000104	0.00100	1	05/27/2022 11:50	WG1870043
Total Xylenes	0.000289	<u>J</u>	0.000174	0.00300	1	05/27/2022 11:50	WG1870043
(S) Toluene-d8	115			80.0-120		05/27/2022 11:50	WG1870043
(S) 4-Bromofluorobenzene	114			77.0-126		05/27/2022 11:50	WG1870043
(S) 1,2-Dichloroethane-d4	96.6			70.0-130		05/27/2022 11:50	WG1870043

7 Gl

8 Al

9 Sc

Semi-Volatile Organic Compounds (GC) by Method AK102

Analyte	Result	Qualifier	MDL	RDL	Dilution	Analysis	Batch
	mg/l		mg/l	mg/l		date / time	
AK102 DRO C10-C25	U		0.229	0.800	1	05/26/2022 20:39	WG1869848
(S) o-Terphenyl	69.0			50.0-150		05/26/2022 20:39	WG1869848

Semi Volatile Organic Compounds (GC/MS) by Method 8270D-SIM

Analyte	Result	Qualifier	MDL	RDL	Dilution	Analysis	Batch
	mg/l		mg/l	mg/l		date / time	
Anthracene	U		0.0000190	0.0000500	1	05/23/2022 21:09	WG1867706
Acenaphthene	U		0.0000190	0.0000500	1	05/23/2022 21:09	WG1867706
Acenaphthylene	U		0.0000171	0.0000500	1	05/23/2022 21:09	WG1867706
Benzo(a)anthracene	U		0.0000203	0.0000500	1	05/23/2022 21:09	WG1867706
Benzo(a)pyrene	U	<u>J3</u>	0.0000184	0.0000500	1	05/23/2022 21:09	WG1867706
Benzo(b)fluoranthene	U		0.0000168	0.0000500	1	05/23/2022 21:09	WG1867706
Benzo(g,h,i)perylene	U	<u>J3</u>	0.0000184	0.0000500	1	05/23/2022 21:09	WG1867706
Benzo(k)fluoranthene	U	<u>J3</u>	0.0000202	0.0000500	1	05/23/2022 21:09	WG1867706
Chrysene	U		0.0000179	0.0000500	1	05/23/2022 21:09	WG1867706
Dibenz(a,h)anthracene	U	<u>J3</u>	0.0000160	0.0000500	1	05/23/2022 21:09	WG1867706
Fluoranthene	U		0.0000270	0.000100	1	05/23/2022 21:09	WG1867706
Fluorene	U		0.0000169	0.0000500	1	05/23/2022 21:09	WG1867706
Indeno(1,2,3-cd)pyrene	U	<u>J3</u>	0.0000158	0.0000500	1	05/23/2022 21:09	WG1867706
Naphthalene	U		0.0000917	0.000250	1	05/23/2022 21:09	WG1867706
Phenanthrene	U		0.0000180	0.0000500	1	05/23/2022 21:09	WG1867706
Pyrene	U		0.0000169	0.0000500	1	05/23/2022 21:09	WG1867706
1-Methylnaphthalene	U		0.0000687	0.000250	1	05/23/2022 21:09	WG1867706

Semi Volatile Organic Compounds (GC/MS) by Method 8270D-SIM

Analyte	Result mg/l	Qualifier	MDL mg/l	RDL mg/l	Dilution	Analysis date / time	Batch
2-Methylnaphthalene	U		0.0000674	0.000250	1	05/23/2022 21:09	WG1867706
(S) Nitrobenzene-d5	89.5			31.0-160		05/23/2022 21:09	WG1867706
(S) 2-Fluorobiphenyl	102			48.0-148		05/23/2022 21:09	WG1867706
(S) p-Terphenyl-d14	110			37.0-146		05/23/2022 21:09	WG1867706

- 1 Cp
- 2 Tc
- 3 Ss
- 4 Cn
- 5 Sr
- 6 Qc
- 7 Gl
- 8 Al
- 9 Sc

Metals (ICP) by Method 6010D

Analyte	Result	Qualifier	MDL	RDL	Dilution	Analysis	Batch
	mg/l		mg/l	mg/l		date / time	
Sodium	37.5		0.504	3.00	1	05/26/2022 22:18	WG1868706

1 Cp

2 Tc

3 Ss

4 Cn

5 Sr

6 Qc

7 Gl

8 Al

9 Sc

Volatile Organic Compounds (GC) by Method AK101

Analyte	Result	Qualifier	MDL	RDL	Dilution	Analysis	Batch
	mg/l		mg/l	mg/l		date / time	
TPHGAK C6 to C10	0.573		0.0287	0.100	1	05/25/2022 11:54	WG1869171
(S) a,a,a-Trifluorotoluene(FID)	86.4			50.0-150		05/25/2022 11:54	WG1869171
(S) a,a,a-Trifluorotoluene(PID)	106			79.0-125		05/25/2022 11:54	WG1869171

Volatile Organic Compounds (GC/MS) by Method 8260C

Analyte	Result	Qualifier	MDL	RDL	Dilution	Analysis	Batch
	mg/l		mg/l	mg/l		date / time	
Benzene	0.000632	J	0.000471	0.00500	5	05/25/2022 17:53	WG1869041
n-Butylbenzene	U		0.000785	0.00500	5	05/25/2022 17:53	WG1869041
sec-Butylbenzene	0.00276	J	0.000625	0.00500	5	05/25/2022 17:53	WG1869041
tert-Butylbenzene	U		0.000635	0.00500	5	05/25/2022 17:53	WG1869041
Ethylbenzene	0.0333		0.000685	0.00500	5	05/25/2022 17:53	WG1869041
Isopropylbenzene	0.00973		0.000525	0.00500	5	05/25/2022 17:53	WG1869041
Naphthalene	U	C3	0.00500	0.0250	5	05/25/2022 17:53	WG1869041
Toluene	0.00165	J	0.00139	0.00500	5	05/25/2022 17:53	WG1869041
1,2,4-Trimethylbenzene	0.247		0.00161	0.00500	5	05/25/2022 17:53	WG1869041
1,3,5-Trimethylbenzene	0.0374		0.000520	0.00500	5	05/25/2022 17:53	WG1869041
Total Xylenes	0.0968		0.000870	0.0150	5	05/25/2022 17:53	WG1869041
(S) Toluene-d8	104			80.0-120		05/25/2022 17:53	WG1869041
(S) 4-Bromofluorobenzene	94.4			77.0-126		05/25/2022 17:53	WG1869041
(S) 1,2-Dichloroethane-d4	93.2			70.0-130		05/25/2022 17:53	WG1869041

Semi-Volatile Organic Compounds (GC) by Method AK102

Analyte	Result	Qualifier	MDL	RDL	Dilution	Analysis	Batch
	mg/l		mg/l	mg/l		date / time	
AK102 DRO C10-C25	1.15		0.240	0.840	1.05	05/26/2022 20:59	WG1869848
(S) o-Terphenyl	76.1			50.0-150		05/26/2022 20:59	WG1869848

Semi Volatile Organic Compounds (GC/MS) by Method 8270D-SIM

Analyte	Result	Qualifier	MDL	RDL	Dilution	Analysis	Batch
	mg/l		mg/l	mg/l		date / time	
Anthracene	U		0.0000190	0.0000500	1	05/23/2022 21:27	WG1867706
Acenaphthene	0.0000506		0.0000190	0.0000500	1	05/23/2022 21:27	WG1867706
Acenaphthylene	U		0.0000171	0.0000500	1	05/23/2022 21:27	WG1867706
Benzo(a)anthracene	U		0.0000203	0.0000500	1	05/23/2022 21:27	WG1867706
Benzo(a)pyrene	U	J3	0.0000184	0.0000500	1	05/23/2022 21:27	WG1867706
Benzo(b)fluoranthene	U		0.0000168	0.0000500	1	05/23/2022 21:27	WG1867706
Benzo(g,h,i)perylene	U	J3	0.0000184	0.0000500	1	05/23/2022 21:27	WG1867706
Benzo(k)fluoranthene	U	J3	0.0000202	0.0000500	1	05/23/2022 21:27	WG1867706
Chrysene	U		0.0000179	0.0000500	1	05/23/2022 21:27	WG1867706
Dibenz(a,h)anthracene	U	J3	0.0000160	0.0000500	1	05/23/2022 21:27	WG1867706
Fluoranthene	U		0.0000270	0.000100	1	05/23/2022 21:27	WG1867706
Fluorene	0.0000605		0.0000169	0.0000500	1	05/23/2022 21:27	WG1867706
Indeno(1,2,3-cd)pyrene	U	J3	0.0000158	0.0000500	1	05/23/2022 21:27	WG1867706
Naphthalene	0.000423		0.0000917	0.000250	1	05/23/2022 21:27	WG1867706
Phenanthrene	U		0.0000180	0.0000500	1	05/23/2022 21:27	WG1867706
Pyrene	0.0000223	J	0.0000169	0.0000500	1	05/23/2022 21:27	WG1867706
1-Methylnaphthalene	0.000353		0.0000687	0.000250	1	05/23/2022 21:27	WG1867706

Semi Volatile Organic Compounds (GC/MS) by Method 8270D-SIM

Analyte	Result mg/l	Qualifier	MDL mg/l	RDL mg/l	Dilution	Analysis date / time	Batch
2-Methylnaphthalene	0.000209	J	0.0000674	0.000250	1	05/23/2022 21:27	WG1867706
(S) Nitrobenzene-d5	111			31.0-160		05/23/2022 21:27	WG1867706
(S) 2-Fluorobiphenyl	107			48.0-148		05/23/2022 21:27	WG1867706
(S) p-Terphenyl-d14	108			37.0-146		05/23/2022 21:27	WG1867706

- 1 Cp
- 2 Tc
- 3 Ss
- 4 Cn
- 5 Sr
- 6 Qc
- 7 Gl
- 8 Al
- 9 Sc

Metals (ICP) by Method 6010D

Analyte	Result	Qualifier	MDL	RDL	Dilution	Analysis	Batch
	mg/l		mg/l	mg/l		date / time	
Sodium	15.4		0.504	3.00	1	05/26/2022 22:21	WG1868706



Volatile Organic Compounds (GC) by Method AK101

Analyte	Result	Qualifier	MDL	RDL	Dilution	Analysis	Batch
	mg/l		mg/l	mg/l		date / time	
TPHGAK C6 to C10	4.07		0.0287	0.100	1	05/25/2022 12:15	WG1869171
(S) a,a,a-Trifluorotoluene(FID)	88.3			50.0-150		05/25/2022 12:15	WG1869171
(S) a,a,a-Trifluorotoluene(PID)	104			79.0-125		05/25/2022 12:15	WG1869171

Volatile Organic Compounds (GC/MS) by Method 8260C

Analyte	Result	Qualifier	MDL	RDL	Dilution	Analysis	Batch
	mg/l		mg/l	mg/l		date / time	
Benzene	0.196		0.0000941	0.00100	1	05/25/2022 15:39	WG1869041
n-Butylbenzene	U		0.000157	0.00100	1	05/25/2022 15:39	WG1869041
sec-Butylbenzene	0.00176		0.000125	0.00100	1	05/25/2022 15:39	WG1869041
tert-Butylbenzene	U		0.000127	0.00100	1	05/25/2022 15:39	WG1869041
Ethylbenzene	0.276		0.00274	0.0200	20	05/27/2022 12:30	WG1870490
Isopropylbenzene	0.0199		0.000105	0.00100	1	05/25/2022 15:39	WG1869041
Naphthalene	0.00353	C3 J	0.00100	0.00500	1	05/25/2022 15:39	WG1869041
Toluene	1.45		0.00556	0.0200	20	05/27/2022 12:30	WG1870490
1,2,4-Trimethylbenzene	0.380		0.00644	0.0200	20	05/27/2022 12:30	WG1870490
1,3,5-Trimethylbenzene	0.114		0.000104	0.00100	1	05/25/2022 15:39	WG1869041
Total Xylenes	1.13		0.00348	0.0600	20	05/27/2022 12:30	WG1870490
(S) Toluene-d8	94.3			80.0-120		05/25/2022 15:39	WG1869041
(S) Toluene-d8	105			80.0-120		05/27/2022 12:30	WG1870490
(S) 4-Bromofluorobenzene	87.7			77.0-126		05/25/2022 15:39	WG1869041
(S) 4-Bromofluorobenzene	103			77.0-126		05/27/2022 12:30	WG1870490
(S) 1,2-Dichloroethane-d4	92.6			70.0-130		05/25/2022 15:39	WG1869041
(S) 1,2-Dichloroethane-d4	93.6			70.0-130		05/27/2022 12:30	WG1870490

Semi-Volatile Organic Compounds (GC) by Method AK102

Analyte	Result	Qualifier	MDL	RDL	Dilution	Analysis	Batch
	mg/l		mg/l	mg/l		date / time	
AK102 DRO C10-C25	1.13		0.229	0.800	1	05/26/2022 21:19	WG1869848
(S) o-Terphenyl	81.6			50.0-150		05/26/2022 21:19	WG1869848

Semi Volatile Organic Compounds (GC/MS) by Method 8270D-SIM

Analyte	Result	Qualifier	MDL	RDL	Dilution	Analysis	Batch
	mg/l		mg/l	mg/l		date / time	
Anthracene	0.0000838		0.0000190	0.0000500	1	05/23/2022 21:44	WG1867706
Acenaphthene	0.0000389	J	0.0000190	0.0000500	1	05/23/2022 21:44	WG1867706
Acenaphthylene	U		0.0000171	0.0000500	1	05/23/2022 21:44	WG1867706
Benzo(a)anthracene	U		0.0000203	0.0000500	1	05/23/2022 21:44	WG1867706
Benzo(a)pyrene	U	J3	0.0000184	0.0000500	1	05/23/2022 21:44	WG1867706
Benzo(b)fluoranthene	U		0.0000168	0.0000500	1	05/23/2022 21:44	WG1867706
Benzo(g,h,i)perylene	U	J3	0.0000184	0.0000500	1	05/23/2022 21:44	WG1867706
Benzo(k)fluoranthene	U	J3	0.0000202	0.0000500	1	05/23/2022 21:44	WG1867706
Chrysene	U		0.0000179	0.0000500	1	05/23/2022 21:44	WG1867706
Dibenz(a,h)anthracene	U	J3	0.0000160	0.0000500	1	05/23/2022 21:44	WG1867706
Fluoranthene	U		0.0000270	0.000100	1	05/23/2022 21:44	WG1867706
Fluorene	U		0.0000169	0.0000500	1	05/23/2022 21:44	WG1867706
Indeno(1,2,3-cd)pyrene	U	J3	0.0000158	0.0000500	1	05/23/2022 21:44	WG1867706
Naphthalene	U		0.0000917	0.000250	1	05/23/2022 21:44	WG1867706

Semi Volatile Organic Compounds (GC/MS) by Method 8270D-SIM

Analyte	Result mg/l	Qualifier	MDL mg/l	RDL mg/l	Dilution	Analysis date / time	Batch
Phenanthrene	U		0.0000180	0.0000500	1	05/23/2022 21:44	WG1867706
Pyrene	U		0.0000169	0.0000500	1	05/23/2022 21:44	WG1867706
1-Methylnaphthalene	U		0.0000687	0.000250	1	05/23/2022 21:44	WG1867706
2-Methylnaphthalene	U		0.0000674	0.000250	1	05/23/2022 21:44	WG1867706
<i>(S)</i> Nitrobenzene-d5	91.5			31.0-160		05/23/2022 21:44	WG1867706
<i>(S)</i> 2-Fluorobiphenyl	100			48.0-148		05/23/2022 21:44	WG1867706
<i>(S)</i> p-Terphenyl-d14	105			37.0-146		05/23/2022 21:44	WG1867706

- 1 Cp
- 2 Tc
- 3 Ss
- 4 Cn
- 5 Sr
- 6 Qc
- 7 Gl
- 8 Al
- 9 Sc

Metals (ICP) by Method 6010D

Analyte	Result	Qualifier	MDL	RDL	Dilution	Analysis	Batch
	mg/l		mg/l	mg/l		date / time	
Sodium	42.0		0.504	3.00	1	05/26/2022 22:23	WG1868706

- 1 Cp
- 2 Tc
- 3 Ss
- 4 Cn
- 5 Sr
- 6 Qc
- 7 Gl
- 8 Al
- 9 Sc

Volatile Organic Compounds (GC) by Method AK101

Analyte	Result	Qualifier	MDL	RDL	Dilution	Analysis	Batch
	mg/l		mg/l	mg/l		date / time	
TPHGAK C6 to C10	2.31		0.0287	0.100	1	05/25/2022 12:50	WG1869171
(S) a,a,a-Trifluorotoluene(FID)	90.6			50.0-150		05/25/2022 12:50	WG1869171
(S) a,a,a-Trifluorotoluene(PID)	105			79.0-125		05/25/2022 12:50	WG1869171

Volatile Organic Compounds (GC/MS) by Method 8260C

Analyte	Result	Qualifier	MDL	RDL	Dilution	Analysis	Batch
	mg/l		mg/l	mg/l		date / time	
Benzene	0.0132		0.0000941	0.00100	1	05/25/2022 15:58	WG1869041
n-Butylbenzene	U		0.000157	0.00100	1	05/25/2022 15:58	WG1869041
sec-Butylbenzene	0.00366		0.000125	0.00100	1	05/25/2022 15:58	WG1869041
tert-Butylbenzene	U		0.000127	0.00100	1	05/25/2022 15:58	WG1869041
Ethylbenzene	0.187		0.000137	0.00100	1	05/25/2022 15:58	WG1869041
Isopropylbenzene	0.0277		0.000105	0.00100	1	05/25/2022 15:58	WG1869041
Naphthalene	0.00691	C3	0.00100	0.00500	1	05/25/2022 15:58	WG1869041
Toluene	0.131		0.000278	0.00100	1	05/25/2022 15:58	WG1869041
1,2,4-Trimethylbenzene	0.322		0.00805	0.0250	25	05/27/2022 12:50	WG1870490
1,3,5-Trimethylbenzene	0.134		0.000104	0.00100	1	05/25/2022 15:58	WG1869041
Total Xylenes	1.71		0.00435	0.0750	25	05/27/2022 12:50	WG1870490
(S) Toluene-d8	97.9			80.0-120		05/25/2022 15:58	WG1869041
(S) Toluene-d8	105			80.0-120		05/27/2022 12:50	WG1870490
(S) 4-Bromofluorobenzene	92.7			77.0-126		05/25/2022 15:58	WG1869041
(S) 4-Bromofluorobenzene	104			77.0-126		05/27/2022 12:50	WG1870490
(S) 1,2-Dichloroethane-d4	91.5			70.0-130		05/25/2022 15:58	WG1869041
(S) 1,2-Dichloroethane-d4	96.8			70.0-130		05/27/2022 12:50	WG1870490

Semi-Volatile Organic Compounds (GC) by Method AK102

Analyte	Result	Qualifier	MDL	RDL	Dilution	Analysis	Batch
	mg/l		mg/l	mg/l		date / time	
AK102 DRO C10-C25	1.25		0.240	0.840	1.05	05/26/2022 21:40	WG1869848
(S) o-Terphenyl	80.8			50.0-150		05/26/2022 21:40	WG1869848

Semi Volatile Organic Compounds (GC/MS) by Method 8270D-SIM

Analyte	Result	Qualifier	MDL	RDL	Dilution	Analysis	Batch
	mg/l		mg/l	mg/l		date / time	
Anthracene	U		0.0000190	0.0000500	1	05/23/2022 23:31	WG1867706
Acenaphthene	0.0000817		0.0000190	0.0000500	1	05/23/2022 23:31	WG1867706
Acenaphthylene	0.0000994		0.0000171	0.0000500	1	05/23/2022 23:31	WG1867706
Benzo(a)anthracene	U		0.0000203	0.0000500	1	05/23/2022 23:31	WG1867706
Benzo(a)pyrene	U	J3	0.0000184	0.0000500	1	05/23/2022 23:31	WG1867706
Benzo(b)fluoranthene	U		0.0000168	0.0000500	1	05/23/2022 23:31	WG1867706
Benzo(g,h,i)perylene	U	J3	0.0000184	0.0000500	1	05/23/2022 23:31	WG1867706
Benzo(k)fluoranthene	U	J3	0.0000202	0.0000500	1	05/23/2022 23:31	WG1867706
Chrysene	U		0.0000179	0.0000500	1	05/23/2022 23:31	WG1867706
Dibenz(a,h)anthracene	U	J3	0.0000160	0.0000500	1	05/23/2022 23:31	WG1867706
Fluoranthene	0.0000315	J	0.0000270	0.000100	1	05/23/2022 23:31	WG1867706
Fluorene	0.000135		0.0000169	0.0000500	1	05/23/2022 23:31	WG1867706
Indeno(1,2,3-cd)pyrene	U	J3	0.0000158	0.0000500	1	05/23/2022 23:31	WG1867706
Naphthalene	0.00288		0.0000917	0.000250	1	05/23/2022 23:31	WG1867706

Semi Volatile Organic Compounds (GC/MS) by Method 8270D-SIM

Analyte	Result mg/l	Qualifier	MDL mg/l	RDL mg/l	Dilution	Analysis date / time	Batch
Phenanthrene	0.0000447	U	0.0000180	0.0000500	1	05/23/2022 23:31	WG1867706
Pyrene	0.0000403	U	0.0000169	0.0000500	1	05/23/2022 23:31	WG1867706
1-Methylnaphthalene	0.000855		0.0000687	0.000250	1	05/23/2022 23:31	WG1867706
2-Methylnaphthalene	0.000464		0.0000674	0.000250	1	05/23/2022 23:31	WG1867706
(S) Nitrobenzene-d5	96.0			31.0-160		05/23/2022 23:31	WG1867706
(S) 2-Fluorobiphenyl	98.5			48.0-148		05/23/2022 23:31	WG1867706
(S) p-Terphenyl-d14	95.5			37.0-146		05/23/2022 23:31	WG1867706

- 1 Cp
- 2 Tc
- 3 Ss
- 4 Cn
- 5 Sr
- 6 Qc
- 7 Gl
- 8 Al
- 9 Sc

Method Blank (MB)

(MB) R3796707-1 05/26/22 21:27

Analyte	MB Result	MB Qualifier	MB MDL	MB RDL
Sodium	U		0.504	3.00

1 Cp

2 Tc

3 Ss

Laboratory Control Sample (LCS)

(LCS) R3796707-2 05/26/22 21:29

Analyte	Spike Amount	LCS Result	LCS Rec.	Rec. Limits	LCS Qualifier
Sodium	10.0	10.3	103	80.0-120	

4 Cn

5 Sr

L1496391-05 Original Sample (OS) • Matrix Spike (MS) • Matrix Spike Duplicate (MSD)

(OS) L1496391-05 05/26/22 21:32 • (MS) R3796707-4 05/26/22 21:38 • (MSD) R3796707-5 05/26/22 21:41

Analyte	Spike Amount	Original Result	MS Result	MSD Result	MS Rec.	MSD Rec.	Dilution	Rec. Limits	MS Qualifier	MSD Qualifier	RPD	RPD Limits
Sodium	10.0	18.0	27.6	27.9	96.1	99.6	1	75.0-125			1.25	20

6 Qc

7 Gl

8 Al

9 Sc

Method Blank (MB)

(MB) R3795977-2 05/25/22 05:50

Analyte	MB Result mg/l	MB Qualifier	MB MDL mg/l	MB RDL mg/l
TPHGAK C6 to C10	0.0376	↓	0.0287	0.100
(S) a,a,a-Trifluorotoluene(FID)	88.0			60.0-120
(S) a,a,a-Trifluorotoluene(PID)	105			79.0-125

Laboratory Control Sample (LCS) • Laboratory Control Sample Duplicate (LCSD)

(LCS) R3795977-1 05/25/22 04:58 • (LCSD) R3795977-3 05/25/22 14:59

Analyte	Spike Amount mg/l	LCS Result mg/l	LCSD Result mg/l	LCS Rec. %	LCSD Rec. %	Rec. Limits %	LCS Qualifier	LCSD Qualifier	RPD %	RPD Limits %
TPHGAK C6 to C10	5.00	4.34	3.94	86.8	78.8	60.0-120			9.66	20
(S) a,a,a-Trifluorotoluene(FID)				95.4	102	60.0-120				
(S) a,a,a-Trifluorotoluene(PID)				122	123	79.0-125				

1 Cp

2 Tc

3 Ss

4 Cn

5 Sr

6 Qc

7 Gl

8 Al

9 Sc

Method Blank (MB)

(MB) R3797142-3 05/26/22 08:23

Analyte	MB Result mg/l	MB Qualifier	MB MDL mg/l	MB RDL mg/l
TPHGAK C6 to C10	0.0433	↓	0.0287	0.100
(S) a,a,a-Trifluorotoluene(FID)	86.4			60.0-120
(S) a,a,a-Trifluorotoluene(PID)	106			79.0-125

Laboratory Control Sample (LCS) • Laboratory Control Sample Duplicate (LCSD)

(LCS) R3797142-1 05/26/22 07:18 • (LCSD) R3797142-2 05/26/22 07:39

Analyte	Spike Amount mg/l	LCS Result mg/l	LCSD Result mg/l	LCS Rec. %	LCSD Rec. %	Rec. Limits %	LCS Qualifier	LCSD Qualifier	RPD %	RPD Limits %
TPHGAK C6 to C10	5.00	4.19	4.32	83.8	86.4	60.0-120			3.06	20
(S) a,a,a-Trifluorotoluene(FID)				97.1	93.0	60.0-120				
(S) a,a,a-Trifluorotoluene(PID)				123	123	79.0-125				

- 1 Cp
- 2 Tc
- 3 Ss
- 4 Cn
- 5 Sr
- 6 Qc
- 7 Gl
- 8 Al
- 9 Sc

Method Blank (MB)

(MB) R3796243-2 05/25/22 11:48

Analyte	MB Result mg/l	MB Qualifier	MB MDL mg/l	MB RDL mg/l
Benzene	U		0.0000941	0.00100
n-Butylbenzene	U		0.000157	0.00100
sec-Butylbenzene	U		0.000125	0.00100
tert-Butylbenzene	U		0.000127	0.00100
Ethylbenzene	U		0.000137	0.00100
Isopropylbenzene	U		0.000105	0.00100
Naphthalene	U		0.00100	0.00500
Toluene	U		0.000278	0.00100
1,2,4-Trimethylbenzene	U		0.000322	0.00100
1,3,5-Trimethylbenzene	U		0.000104	0.00100
Xylenes, Total	U		0.000174	0.00300
(S) Toluene-d8	106			80.0-120
(S) 4-Bromofluorobenzene	91.0			77.0-126
(S) 1,2-Dichloroethane-d4	95.4			70.0-130

¹Cp

²Tc

³Ss

⁴Cn

⁵Sr

⁶Qc

⁷Gl

⁸Al

⁹Sc

Laboratory Control Sample (LCS)

(LCS) R3796243-1 05/25/22 10:31

Analyte	Spike Amount mg/l	LCS Result mg/l	LCS Rec. %	Rec. Limits %	LCS Qualifier
Benzene	0.00500	0.00497	99.4	70.0-123	
n-Butylbenzene	0.00500	0.00559	112	73.0-125	
sec-Butylbenzene	0.00500	0.00524	105	75.0-125	
tert-Butylbenzene	0.00500	0.00504	101	76.0-124	
Ethylbenzene	0.00500	0.00488	97.6	79.0-123	
Isopropylbenzene	0.00500	0.00468	93.6	76.0-127	
Naphthalene	0.00500	0.00317	63.4	54.0-135	
Toluene	0.00500	0.00494	98.8	79.0-120	
1,2,4-Trimethylbenzene	0.00500	0.00524	105	76.0-121	
1,3,5-Trimethylbenzene	0.00500	0.00473	94.6	76.0-122	
Xylenes, Total	0.0150	0.0141	94.0	79.0-123	
(S) Toluene-d8			102	80.0-120	
(S) 4-Bromofluorobenzene			93.9	77.0-126	
(S) 1,2-Dichloroethane-d4			96.4	70.0-130	

Method Blank (MB)

(MB) R3797148-3 05/27/22 11:16

Analyte	MB Result	MB Qualifier	MB MDL	MB RDL
	mg/l		mg/l	mg/l
Benzene	U		0.0000941	0.00100
n-Butylbenzene	U		0.000157	0.00100
sec-Butylbenzene	U		0.000125	0.00100
tert-Butylbenzene	U		0.000127	0.00100
Ethylbenzene	U		0.000137	0.00100
Isopropylbenzene	U		0.000105	0.00100
Naphthalene	U		0.00100	0.00500
Toluene	U		0.000278	0.00100
1,2,4-Trimethylbenzene	U		0.000322	0.00100
1,3,5-Trimethylbenzene	U		0.000104	0.00100
Xylenes, Total	U		0.000174	0.00300
(S) Toluene-d8	118			80.0-120
(S) 4-Bromofluorobenzene	118			77.0-126
(S) 1,2-Dichloroethane-d4	98.9			70.0-130

1 Cp

2 Tc

3 Ss

4 Cn

5 Sr

6 Qc

7 Gl

8 Al

9 Sc

Laboratory Control Sample (LCS) • Laboratory Control Sample Duplicate (LCSD)

(LCS) R3797148-1 05/27/22 09:58 • (LCSD) R3797148-2 05/27/22 10:17

Analyte	Spike Amount	LCS Result	LCSD Result	LCS Rec.	LCSD Rec.	Rec. Limits	LCS Qualifier	LCSD Qualifier	RPD	RPD Limits
	mg/l	mg/l	mg/l	%	%	%			%	%
Benzene	0.00500	0.00590	0.00595	118	119	70.0-123			0.844	20
n-Butylbenzene	0.00500	0.00440	0.00449	88.0	89.8	73.0-125			2.02	20
sec-Butylbenzene	0.00500	0.00485	0.00486	97.0	97.2	75.0-125			0.206	20
tert-Butylbenzene	0.00500	0.00509	0.00528	102	106	76.0-124			3.66	20
Ethylbenzene	0.00500	0.00518	0.00527	104	105	79.0-123			1.72	20
Isopropylbenzene	0.00500	0.00526	0.00526	105	105	76.0-127			0.000	20
Naphthalene	0.00500	0.00452	0.00438	90.4	87.6	54.0-135			3.15	20
Toluene	0.00500	0.00569	0.00588	114	118	79.0-120			3.28	20
1,2,4-Trimethylbenzene	0.00500	0.00462	0.00466	92.4	93.2	76.0-121			0.862	20
1,3,5-Trimethylbenzene	0.00500	0.00512	0.00533	102	107	76.0-122			4.02	20
Xylenes, Total	0.0150	0.0163	0.0163	109	109	79.0-123			0.000	20
(S) Toluene-d8				104	103	80.0-120				
(S) 4-Bromofluorobenzene				99.9	100	77.0-126				
(S) 1,2-Dichloroethane-d4				95.4	94.0	70.0-130				

Method Blank (MB)

(MB) R3796794-2 05/26/22 13:20

Analyte	MB Result mg/l	MB Qualifier	MB MDL mg/l	MB RDL mg/l
1,2,4-Trimethylbenzene	U		0.000322	0.00100
Xylenes, Total	U		0.000174	0.00300
(S) Toluene-d8	106			80.0-120
(S) 4-Bromofluorobenzene	94.4			77.0-126
(S) 1,2-Dichloroethane-d4	94.3			70.0-130

Laboratory Control Sample (LCS)

(LCS) R3796794-1 05/26/22 12:22

Analyte	Spike Amount mg/l	LCS Result mg/l	LCS Rec. %	Rec. Limits %	LCS Qualifier
1,2,4-Trimethylbenzene	0.00500	0.00495	99.0	76.0-121	
Xylenes, Total	0.0150	0.0132	88.0	79.0-123	
(S) Toluene-d8			101	80.0-120	
(S) 4-Bromofluorobenzene			92.3	77.0-126	
(S) 1,2-Dichloroethane-d4			94.9	70.0-130	

¹Cp

²Tc

³Ss

⁴Cn

⁵Sr

⁶Qc

⁷Gl

⁸Al

⁹Sc

Method Blank (MB)

(MB) R3797150-3 05/27/22 11:16

Analyte	MB Result	MB Qualifier	MB MDL	MB RDL
	mg/l		mg/l	mg/l
Ethylbenzene	U		0.000137	0.00100
Toluene	U		0.000278	0.00100
1,2,4-Trimethylbenzene	U		0.000322	0.00100
Xylenes, Total	U		0.000174	0.00300
<i>(S) Toluene-d8</i>	118			80.0-120
<i>(S) 4-Bromofluorobenzene</i>	118			77.0-126
<i>(S) 1,2-Dichloroethane-d4</i>	98.9			70.0-130

Laboratory Control Sample (LCS) • Laboratory Control Sample Duplicate (LCSD)

(LCS) R3797150-1 05/27/22 09:58 • (LCSD) R3797150-2 05/27/22 10:17

Analyte	Spike Amount	LCS Result	LCSD Result	LCS Rec.	LCSD Rec.	Rec. Limits	LCS Qualifier	LCSD Qualifier	RPD	RPD Limits
	mg/l	mg/l	mg/l	%	%	%			%	%
Ethylbenzene	0.00500	0.00518	0.00527	104	105	79.0-123			1.72	20
Toluene	0.00500	0.00569	0.00588	114	118	79.0-120			3.28	20
1,2,4-Trimethylbenzene	0.00500	0.00462	0.00466	92.4	93.2	76.0-121			0.862	20
Xylenes, Total	0.0150	0.0163	0.0163	109	109	79.0-123			0.000	20
<i>(S) Toluene-d8</i>				104	103	80.0-120				
<i>(S) 4-Bromofluorobenzene</i>				99.9	100	77.0-126				
<i>(S) 1,2-Dichloroethane-d4</i>				95.4	94.0	70.0-130				

1 Cp

2 Tc

3 Ss

4 Cn

5 Sr

6 Qc

7 Gl

8 Al

9 Sc

Method Blank (MB)

(MB) R3796850-1 05/26/22 17:36

Analyte	MB Result	MB Qualifier	MB MDL	MB RDL
	mg/l		mg/l	mg/l
AK102 DRO C10-C25	U		0.229	0.800
<i>(S) o-Terphenyl</i>	87.0			60.0-120

Laboratory Control Sample (LCS) • Laboratory Control Sample Duplicate (LCSD)

(LCS) R3796850-2 05/26/22 17:57 • (LCSD) R3796850-3 05/26/22 18:17

Analyte	Spike Amount	LCS Result	LCSD Result	LCS Rec.	LCSD Rec.	Rec. Limits	LCS Qualifier	LCSD Qualifier	RPD	RPD Limits
	mg/l	mg/l	mg/l	%	%	%			%	%
AK102 DRO C10-C25	6.00	6.51	6.08	109	101	75.0-125			6.83	20
<i>(S) o-Terphenyl</i>				103	97.0	60.0-120				

- 1 Cp
- 2 Tc
- 3 Ss
- 4 Cn
- 5 Sr
- 6 Qc
- 7 Gl
- 8 Al
- 9 Sc

Method Blank (MB)

(MB) R3795822-3 05/23/22 17:37

Analyte	MB Result mg/l	MB Qualifier	MB MDL mg/l	MB RDL mg/l
Anthracene	U		0.0000190	0.0000500
Acenaphthene	U		0.0000190	0.0000500
Acenaphthylene	U		0.0000171	0.0000500
Benzo(a)anthracene	U		0.0000203	0.0000500
Benzo(a)pyrene	U		0.0000184	0.0000500
Benzo(b)fluoranthene	U		0.0000168	0.0000500
Benzo(g,h,i)perylene	U		0.0000184	0.0000500
Benzo(k)fluoranthene	U		0.0000202	0.0000500
Chrysene	U		0.0000179	0.0000500
Dibenz(a,h)anthracene	U		0.0000160	0.0000500
Fluoranthene	U		0.0000270	0.000100
Fluorene	U		0.0000169	0.0000500
Indeno(1,2,3-cd)pyrene	U		0.0000158	0.0000500
Naphthalene	U		0.0000917	0.000250
Phenanthrene	U		0.0000180	0.0000500
Pyrene	U		0.0000169	0.0000500
1-Methylnaphthalene	U		0.0000687	0.000250
2-Methylnaphthalene	U		0.0000674	0.000250
<i>(S) Nitrobenzene-d5</i>	98.0			31.0-160
<i>(S) 2-Fluorobiphenyl</i>	109			48.0-148
<i>(S) p-Terphenyl-d14</i>	123			37.0-146

¹Cp

²Tc

³Ss

⁴Cn

⁵Sr

⁶Qc

⁷Gl

⁸Al

⁹Sc

Laboratory Control Sample (LCS) • Laboratory Control Sample Duplicate (LCSD)

(LCS) R3795822-1 05/23/22 17:01 • (LCSD) R3795822-2 05/23/22 17:19

Analyte	Spike Amount mg/l	LCS Result mg/l	LCSD Result mg/l	LCS Rec. %	LCSD Rec. %	Rec. Limits %	LCS Qualifier	LCSD Qualifier	RPD %	RPD Limits %
Anthracene	0.00200	0.00227	0.00213	114	106	67.0-150			6.36	20
Acenaphthene	0.00200	0.00225	0.00208	112	104	65.0-138			7.85	20
Acenaphthylene	0.00200	0.00241	0.00223	120	111	66.0-140			7.76	20
Benzo(a)anthracene	0.00200	0.00192	0.00201	96.0	100	61.0-140			4.58	20
Benzo(a)pyrene	0.00200	0.00143	0.00188	71.5	94.0	60.0-143		J3	27.2	20
Benzo(b)fluoranthene	0.00200	0.00157	0.00187	78.5	93.5	58.0-141			17.4	20
Benzo(g,h,i)perylene	0.00200	0.00118	0.00177	59.0	88.5	52.0-153		J3	40.0	20
Benzo(k)fluoranthene	0.00200	0.00136	0.00188	68.0	94.0	58.0-148		J3	32.1	20
Chrysene	0.00200	0.00186	0.00202	93.0	101	64.0-144			8.25	20
Dibenz(a,h)anthracene	0.00200	0.00109	0.00174	54.5	87.0	52.0-155		J3	45.9	20
Fluoranthene	0.00200	0.00226	0.00212	113	106	69.0-153			6.39	20
Fluorene	0.00200	0.00235	0.00217	117	108	64.0-136			7.96	20

Laboratory Control Sample (LCS) • Laboratory Control Sample Duplicate (LCSD)

(LCS) R3795822-1 05/23/22 17:01 • (LCSD) R3795822-2 05/23/22 17:19

Analyte	Spike Amount mg/l	LCS Result mg/l	LCSD Result mg/l	LCS Rec. %	LCSD Rec. %	Rec. Limits %	<u>LCS Qualifier</u>	<u>LCSD Qualifier</u>	RPD %	RPD Limits %
Indeno(1,2,3-cd)pyrene	0.00200	0.00121	0.00177	60.5	88.5	54.0-153		<u>J3</u>	37.6	20
Naphthalene	0.00200	0.00231	0.00214	115	107	61.0-137			7.64	20
Phenanthrene	0.00200	0.00227	0.00216	114	108	62.0-137			4.97	20
Pyrene	0.00200	0.00227	0.00214	114	107	60.0-142			5.90	20
1-Methylnaphthalene	0.00200	0.00230	0.00216	115	108	66.0-142			6.28	20
2-Methylnaphthalene	0.00200	0.00225	0.00207	112	104	62.0-136			8.33	20
<i>(S) Nitrobenzene-d5</i>				105	95.5	31.0-160				
<i>(S) 2-Fluorobiphenyl</i>				110	102	48.0-148				
<i>(S) p-Terphenyl-d14</i>				98.5	112	37.0-146				

¹ Cp

² Tc

³ Ss

⁴ Cn

⁵ Sr

⁶ Qc

⁷ Gl

⁸ Al

⁹ Sc

GLOSSARY OF TERMS

Guide to Reading and Understanding Your Laboratory Report

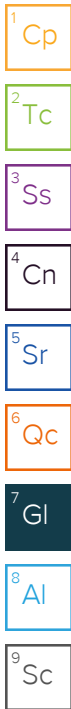
The information below is designed to better explain the various terms used in your report of analytical results from the Laboratory. This is not intended as a comprehensive explanation, and if you have additional questions please contact your project representative.

Results Disclaimer - Information that may be provided by the customer, and contained within this report, include Permit Limits, Project Name, Sample ID, Sample Matrix, Sample Preservation, Field Blanks, Field Spikes, Field Duplicates, On-Site Data, Sampling Collection Dates/Times, and Sampling Location. Results relate to the accuracy of this information provided, and as the samples are received.

Abbreviations and Definitions

MDL	Method Detection Limit.
RDL	Reported Detection Limit.
Rec.	Recovery.
RPD	Relative Percent Difference.
SDG	Sample Delivery Group.
(S)	Surrogate (Surrogate Standard) - Analytes added to every blank, sample, Laboratory Control Sample/Duplicate and Matrix Spike/Duplicate; used to evaluate analytical efficiency by measuring recovery. Surrogates are not expected to be detected in all environmental media.
U	Not detected at the Reporting Limit (or MDL where applicable).
Analyte	The name of the particular compound or analysis performed. Some Analyses and Methods will have multiple analytes reported.
Dilution	If the sample matrix contains an interfering material, the sample preparation volume or weight values differ from the standard, or if concentrations of analytes in the sample are higher than the highest limit of concentration that the laboratory can accurately report, the sample may be diluted for analysis. If a value different than 1 is used in this field, the result reported has already been corrected for this factor.
Limits	These are the target % recovery ranges or % difference value that the laboratory has historically determined as normal for the method and analyte being reported. Successful QC Sample analysis will target all analytes recovered or duplicated within these ranges.
Original Sample	The non-spiked sample in the prep batch used to determine the Relative Percent Difference (RPD) from a quality control sample. The Original Sample may not be included within the reported SDG.
Qualifier	This column provides a letter and/or number designation that corresponds to additional information concerning the result reported. If a Qualifier is present, a definition per Qualifier is provided within the Glossary and Definitions page and potentially a discussion of possible implications of the Qualifier in the Case Narrative if applicable.
Result	The actual analytical final result (corrected for any sample specific characteristics) reported for your sample. If there was no measurable result returned for a specific analyte, the result in this column may state "ND" (Not Detected) or "BDL" (Below Detectable Levels). The information in the results column should always be accompanied by either an MDL (Method Detection Limit) or RDL (Reporting Detection Limit) that defines the lowest value that the laboratory could detect or report for this analyte.
Uncertainty (Radiochemistry)	Confidence level of 2 sigma.
Case Narrative (Cn)	A brief discussion about the included sample results, including a discussion of any non-conformances to protocol observed either at sample receipt by the laboratory from the field or during the analytical process. If present, there will be a section in the Case Narrative to discuss the meaning of any data qualifiers used in the report.
Quality Control Summary (Qc)	This section of the report includes the results of the laboratory quality control analyses required by procedure or analytical methods to assist in evaluating the validity of the results reported for your samples. These analyses are not being performed on your samples typically, but on laboratory generated material.
Sample Chain of Custody (Sc)	This is the document created in the field when your samples were initially collected. This is used to verify the time and date of collection, the person collecting the samples, and the analyses that the laboratory is requested to perform. This chain of custody also documents all persons (excluding commercial shippers) that have had control or possession of the samples from the time of collection until delivery to the laboratory for analysis.
Sample Results (Sr)	This section of your report will provide the results of all testing performed on your samples. These results are provided by sample ID and are separated by the analyses performed on each sample. The header line of each analysis section for each sample will provide the name and method number for the analysis reported.
Sample Summary (Ss)	This section of the Analytical Report defines the specific analyses performed for each sample ID, including the dates and times of preparation and/or analysis.

Qualifier	Description
B	The same analyte is found in the associated blank.
C3	The reported concentration is an estimate. The continuing calibration standard associated with this data responded low. Method sensitivity check is acceptable.
J	The identification of the analyte is acceptable; the reported value is an estimate.
J3	The associated batch QC was outside the established quality control range for precision.



ACCREDITATIONS & LOCATIONS

Pace Analytical National 12065 Lebanon Rd Mount Juliet, TN 37122

Alabama	40660	Nebraska	NE-OS-15-05
Alaska	17-026	Nevada	TN000032021-1
Arizona	AZ0612	New Hampshire	2975
Arkansas	88-0469	New Jersey–NELAP	TN002
California	2932	New Mexico ¹	TN00003
Colorado	TN00003	New York	11742
Connecticut	PH-0197	North Carolina	Env375
Florida	E87487	North Carolina ¹	DW21704
Georgia	NELAP	North Carolina ³	41
Georgia ¹	923	North Dakota	R-140
Idaho	TN00003	Ohio–VAP	CL0069
Illinois	200008	Oklahoma	9915
Indiana	C-TN-01	Oregon	TN200002
Iowa	364	Pennsylvania	68-02979
Kansas	E-10277	Rhode Island	LA000356
Kentucky ^{1,6}	KY90010	South Carolina	84004002
Kentucky ²	16	South Dakota	n/a
Louisiana	AI30792	Tennessee ^{1,4}	2006
Louisiana	LA018	Texas	T104704245-20-18
Maine	TN00003	Texas ⁵	LAB0152
Maryland	324	Utah	TN000032021-11
Massachusetts	M-TN003	Vermont	VT2006
Michigan	9958	Virginia	110033
Minnesota	047-999-395	Washington	C847
Mississippi	TN00003	West Virginia	233
Missouri	340	Wisconsin	998093910
Montana	CERT0086	Wyoming	A2LA
A2LA – ISO 17025	1461.01	AIHA-LAP,LLC EMLAP	100789
A2LA – ISO 17025 ⁵	1461.02	DOD	1461.01
Canada	1461.01	USDA	P330-15-00234
EPA–Crypto	TN00003		

¹ Drinking Water ² Underground Storage Tanks ³ Aquatic Toxicity ⁴ Chemical/Microbiological ⁵ Mold ⁶ Wastewater n/a Accreditation not applicable

* Not all certifications held by the laboratory are applicable to the results reported in the attached report.

* Accreditation is only applicable to the test methods specified on each scope of accreditation held by Pace Analytical.

¹ Cp

² Tc

³ Ss

⁴ Cn



⁵ Sr

⁶ Qc


⁷ Gl

⁸ Al

⁹ Sc

Company Name/Address: Stantec - Anchorage, AK - Speedway		Billing Information: Accounts Payable PO Box 1510 Springfield, OH 45501		Analysis / Container / Preservative		Chain of Custody Page <u> </u> of <u> </u>	
725 E Fireweed Lane Suite 200 Anchorage, AK 99503		Email To: craig.cothron@pacelabs.com		Pres Chk		 PEOPLE ADVANCING SCIENCE MT JULIET, TN 12065 Lebanon Rd Mount Juliet, TN 37122 Submitting a sample via this chain of custody constitutes acknowledgment and acceptance of the Pace Terms and Conditions found at: https://info.pacelabs.com/hubfs/pas-standard-terms.pdf	
Report to: Ms. Leslie Petre		City/State Collected: Fairbanks, AK		Please Circle: PT MT CT ET			
Project Description: Speedway 5315 TNS 111		Lab Project # STAAAKSSA-5315					
Phone: 907-266-1108		Client Project #					
Collected by (print): Bemi Malenfant		Site/Facility ID # 0005315		P.O. # 185705773			
Collected by (signature): 		Rush? (Lab MUST Be Notified) <input type="checkbox"/> Same Day <input type="checkbox"/> Five Day <input type="checkbox"/> Next Day <input type="checkbox"/> 5 Day (Rad Only) <input type="checkbox"/> Two Day <input type="checkbox"/> 10 Day (Rad Only) <input type="checkbox"/> Three Day		Quote #			
Immediately Packed on Ice N <input type="checkbox"/> Y <input checked="" type="checkbox"/>		Date Results Needed Standard		No. of Cntrs			

Sample ID	Comp/Grab	Matrix *	Depth	Date	Time	No. of Cntrs	AK101 40mlAmb HCl	AK102 100ml Amb HCl	NAICP 250mlHDPE-HNO3	PAHSIMLVID 40mlAmb-NoPres-WT	V8260C 40mlAmb-HCl							
MW-2	Grab	GW		5/16/22	13:30	11	X	X	X	X	X							-01
MW-3		GW			12:58	11	X	X	X	X	X							-02
MW-6		GW			11:37	11	X	X	X	X	X							-03
MW-10		GW			12:07	11	X	X	X	X	X							-04
MW17-2		GW			14:06	11	X	X	X	X	X							Low-vol GRD -05
MW17-5		GW			14:44	11	X	X	X	X	X							-06
DUPLICATE		GW			12:58	11	X	X	X	X	X							-07

* Matrix: SS - Soil AIR - Air F - Filter GW - Groundwater B - Bioassay WW - WasteWater DW - Drinking Water OT - Other		Remarks: MW17-2, missing 1 vial for GRD by AK101 - low-volume analysis needed.		pH _____ Temp _____ Flow _____ Other _____		Sample Receipt Checklist COC Seal Present/Intact: <input checked="" type="checkbox"/> NP <input type="checkbox"/> N COC Signed/Accurate: <input checked="" type="checkbox"/> <input type="checkbox"/> N Bottles arrive intact: <input checked="" type="checkbox"/> <input type="checkbox"/> N Correct bottles used: <input checked="" type="checkbox"/> <input type="checkbox"/> N Sufficient volume sent: <input checked="" type="checkbox"/> <input type="checkbox"/> N If Applicable VOA Zero Headspace: <input checked="" type="checkbox"/> <input type="checkbox"/> N Preservation Correct/Checked: <input checked="" type="checkbox"/> <input type="checkbox"/> N RAD Screen <0.5 mR/hr: <input checked="" type="checkbox"/> <input type="checkbox"/> N	
Samples returned via: <input type="checkbox"/> UPS <input type="checkbox"/> FedEx <input type="checkbox"/> Courier		Tracking # 5719 6177 1726		Trip Blank Received: Yes <input checked="" type="checkbox"/> No <input type="checkbox"/> HCL/MeOH TBR			
Relinquished by: (Signature) 	Date: 5/16	Time: 16:18	Received by: (Signature)	Temp: 19.7°C 0.5 to 0.5		Bottles Received: 76	
Relinquished by: (Signature)	Date:	Time:	Received by: (Signature)	Date: 5/19/22	Time: 930	Hold:	Condition: NCF / OK

Laboratory Data Review Checklist

Completed By:

Jeremiah Malenfant

Title:

Geologist in Training

Date:

6/14/2022

Consultant Firm:

Stantec Consulting Services, Inc.

Laboratory Name:

Pace Analytical

Laboratory Report Number:

L1496156

Laboratory Report Date:

05/19/2022

CS Site Name:

Speedway Store #5310 (Former TNS 112)

ADEC File Number:

100.26.159

Hazard Identification Number:

24476

L1496156

Laboratory Report Date:

05/19/2022

CS Site Name:

Speedway Store #5310 (Former TNS 112)

Note: Any N/A or No box checked must have an explanation in the comments box.

1. Laboratory

a. Did an ADEC CS approved laboratory receive and perform all of the submitted sample analyses?

Yes No N/A Comments:

b. If the samples were transferred to another “network” laboratory or sub-contracted to an alternate laboratory, was the laboratory performing the analyses ADEC CS approved?

Yes No N/A Comments:

Samples not transferred.

2. Chain of Custody (CoC)

a. CoC information completed, signed, and dated (including released/received by)?

Yes No N/A Comments:

b. Correct analyses requested?

Yes No N/A Comments:

3. Laboratory Sample Receipt Documentation

a. Sample/cooler temperature documented and within range at receipt (0° to 6° C)?

Yes No N/A Comments:

0.5 °C

b. Sample preservation acceptable – acidified waters, Methanol preserved VOC soil (GRO, BTEX, Volatile Chlorinated Solvents, etc.)?

Yes No N/A Comments:

L1496156

Laboratory Report Date:

05/19/2022

CS Site Name:

Speedway Store #5310 (Former TNS 112)

c. Sample condition documented – broken, leaking (Methanol), zero headspace (VOC vials)?

Yes No N/A Comments:

Single missing vial from MW17-2 for GRO

d. If there were any discrepancies, were they documented? For example, incorrect sample containers/preservation, sample temperature outside of acceptable range, insufficient or missing samples, etc.?

Yes No N/A Comments:

e. Data quality or usability affected?

Comments:

No.

4. Case Narrative

a. Present and understandable?

Yes No N/A Comments:

b. Discrepancies, errors, or QC failures identified by the lab?

Yes No N/A Comments:

No discrepancies, errors or QC failures identified by lab.

c. Were all corrective actions documented?

Yes No N/A Comments:

No corrective actions taken.

d. What is the effect on data quality/usability according to the case narrative?

Comments:

No effect on data quality/usability.

L1496156

Laboratory Report Date:

05/19/2022

CS Site Name:

Speedway Store #5310 (Former TNS 112)

5. Samples Results

a. Correct analyses performed/reported as requested on COC?

Yes No N/A Comments:

b. All applicable holding times met?

Yes No N/A Comments:

PAHs analyzed 7 days from collection.

c. All soils reported on a dry weight basis?

Yes No N/A Comments:

No soil samples submitted to lab.

d. Are the reported LOQs less than the Cleanup Level or the minimum required detection level for the project?

Yes No N/A Comments:

e. Data quality or usability affected?

No.

6. QC Samples

a. Method Blank

i. One method blank reported per matrix, analysis and 20 samples?

Yes No N/A Comments:

ii. All method blank results less than limit of quantitation (LOQ) or project specified objectives?

Yes No N/A Comments:

GRO detected over MDL but below RDL

L1496156

Laboratory Report Date:

05/19/2022

CS Site Name:

Speedway Store #5310 (Former TNS 112)

iii. If above LOQ or project specified objectives, what samples are affected?

Comments:

MW-2, MW-6, MW-10

iv. Do the affected sample(s) have data flags? If so, are the data flags clearly defined?

Yes No N/A Comments:

v. Data quality or usability affected?

Comments:

No; all affected samples well below GCLs.

b. Laboratory Control Sample/Duplicate (LCS/LCSD)

i. Organics – One LCS/LCSD reported per matrix, analysis and 20 samples? (LCS/LCSD required per AK methods, LCS required per SW846)

Yes No N/A Comments:

ii. Metals/Inorganics – one LCS and one sample duplicate reported per matrix, analysis and 20 samples?

Yes No N/A Comments:

iii. Accuracy – All percent recoveries (%R) reported and within method or laboratory limits and project specified objectives, if applicable? (AK Petroleum methods: AK101 60%-120%, AK102 75%-125%, AK103 60%-120%; all other analyses see the laboratory QC pages)

Yes No N/A Comments:

L1496156

Laboratory Report Date:

05/19/2022

CS Site Name:

Speedway Store #5310 (Former TNS 112)

iv. Precision – All relative percent differences (RPD) reported and less than method or laboratory limits and project specified objectives, if applicable? RPD reported from LCS/LCSD, and or sample/sample duplicate. (AK Petroleum methods 20%; all other analyses see the laboratory QC pages)

Yes No N/A Comments:

Benzo(a)pyrene, Benzo(g,h,i)perylene, Benzo(k)fluoranthene, Dibenz(a,h)anthracene, Indeno(1,2,3-cd)pyrene had RPDs above limits.

v. If %R or RPD is outside of acceptable limits, what samples are affected?

Comments:

See above.

vi. Do the affected sample(s) have data flags? If so, are the data flags clearly defined?

Yes No N/A Comments:

vii. Data quality or usability affected? (Use comment box to explain.)

Comments:

No. None of the affected analytes are typically reported.

c. Matrix Spike/Matrix Spike Duplicate (MS/MSD)

Note: Leave blank if not required for project

i. Organics – One MS/MSD reported per matrix, analysis and 20 samples?

Yes No N/A Comments:

Only included for sodium by 6010D

ii. Metals/Inorganics – one MS and one MSD reported per matrix, analysis and 20 samples?

Yes No N/A Comments:

iii. Accuracy – All percent recoveries (%R) reported and within method or laboratory limits and project specified objectives, if applicable?

Yes No N/A Comments:

L1496156

Laboratory Report Date:

05/19/2022

CS Site Name:

Speedway Store #5310 (Former TNS 112)

- iv. Precision – All relative percent differences (RPD) reported and less than method or laboratory limits and project specified objectives, if applicable? RPD reported from MS/MSD, and or sample/sample duplicate.

Yes No N/A Comments:

- v. If %R or RPD is outside of acceptable limits, what samples are affected?

Comments:

No affected samples.

- vi. Do the affected sample(s) have data flags? If so, are the data flags clearly defined?

Yes No N/A Comments:

No affected samples.

- vii. Data quality or usability affected? (Use comment box to explain.)

Comments:

No.

- d. Surrogates – Organics Only or Isotope Dilution Analytes (IDA) – Isotope Dilution Methods Only

- i. Are surrogate/IDA recoveries reported for organic analyses – field, QC and laboratory samples?

Yes No N/A Comments:

Not included.

- ii. Accuracy – All percent recoveries (%R) reported and within method or laboratory limits and project specified objectives, if applicable? (AK Petroleum methods 50-150 %R for field samples and 60-120 %R for QC samples; all other analyses see the laboratory report pages)

Yes No N/A Comments:

Not included.

- iii. Do the sample results with failed surrogate/IDA recoveries have data flags? If so, are the data flags clearly defined?

Yes No N/A Comments:

Not included.

L1496156

Laboratory Report Date:

05/19/2022

CS Site Name:

Speedway Store #5310 (Former TNS 112)

iv. Data quality or usability affected?

Comments:

No.

e. Trip Blanks

i. One trip blank reported per matrix, analysis and for each cooler containing volatile samples?
(If not, enter explanation below.)

Yes No N/A Comments:

Trip blank not submitted to lab.

ii. Is the cooler used to transport the trip blank and VOA samples clearly indicated on the COC?
(If not, a comment explaining why must be entered below)

Yes No N/A Comments:

Trip blank not submitted to lab.

iii. All results less than LOQ and project specified objectives?

Yes No N/A Comments:

Trip blank not submitted to lab.

iv. If above LOQ or project specified objectives, what samples are affected?

Comments:

No affected samples.

v. Data quality or usability affected?

Comments:

No.

f. Field Duplicate

i. One field duplicate submitted per matrix, analysis and 10 project samples?

Yes No N/A Comments:

L1496156

Laboratory Report Date:

05/19/2022

CS Site Name:

Speedway Store #5310 (Former TNS 112)

ii. Submitted blind to lab?

Yes No N/A Comments:

iii. Precision – All relative percent differences (RPD) less than specified project objectives?
(Recommended: 30% water, 50% soil)

$$RPD (\%) = \text{Absolute value of: } \frac{(R_1 - R_2)}{((R_1 + R_2) / 2)} \times 100$$

Where R₁ = Sample Concentration
R₂ = Field Duplicate Concentration

Yes No N/A Comments:

RPD for Xylenes (45.16%) exceed specified project objective.

iv. Data quality or usability affected? (Use the comment box to explain why or why not.)

Comments:

No. Results well above GCL.

g. Decontamination or Equipment Blank (If not applicable, a comment stating why must be entered below)?

Yes No N/A Comments:

No reusable equipment used during sampling.

i. All results less than LOQ and project specified objectives?

Yes No N/A Comments:

No decontamination or equipment blank analyzed.

ii. If above LOQ or project specified objectives, what samples are affected?

Comments:

No affected samples.

iii. Data quality or usability affected?

Comments:

No.

L1496156

Laboratory Report Date:

05/19/2022

CS Site Name:

Speedway Store #5310 (Former TNS 112)

7. Other Data Flags/Qualifiers (ACOE, AFCEE, Lab Specific, etc.)

a. Defined and appropriate?

Yes No N/A

Comments: