UNITED STATES AIR FORCE
ELMENDORF AIR FORCE BASE, ALASKA

ENVIRONMENTAL RESTORATION PROGRAM

SS83 LANDFILL
SITE INVESTIGATION REPORT

FINAL

MAY 2004

TABLE OF CONTENTS

Section **Page**

ACRONYMS AND ABBREVIATIONS iii
EXECUTIVE SUMMARY ES-1
1.0 INTRODUCTION 1-1
1.1 SITE DESCRIPTION AND BACKGROUND 1-1
1.1.1 Site Location 1-1
1.1.2 Site History and Use 1-3
1.1.3 Site Features and Structures 1-5
1.1.4 Topography 1-5
1.1.5 Site Geology 1-6
1.1.6 Hydrogeology 1-8
1.1.7 Surrounding Land Use 1-9
1.1.8 Sensitive Ecosystems 1-9
1.1.9 Climate 1-10
1.2 PREVIOUS INVESTIGATIONS 1-10
1.2.1 Area Under Evaluation Study 1-10
1.2.2 Limited Field Investigation 1-11
1.2.3 SS83 EE/CA 1-12
1.2.4 Basewide Background Soil and Groundwater Data 1-14
2.0 SS83 LANDFILL SITE INVESTIGATION FIELD ACTIVITIES 2-1
3.0 ANALYTICAL DATA 3-1
3.1 SOIL DATA 3-1
3.1.1 2000 Test Pit and Surface Soil Data 3-1
3.1.2 2002 Soil Boring Data 3-2
3.1.3 2003 Soil Test Pit Data 3-5
3.2 GROUNDWATER DATA 3-6
3.3 SURFACE WATER DATA 3-14
3.4 SEDIMENT DATA 3-14
4.0 NATURE AND EXTENT OF CONTAMINATION 4-1
5.0 CONCLUSIONS AND RECOMMENDATIONS 5-1
5.1 CONCLUSIONS 5-1
5.2 RECOMMENDATIONS 5-1
6.0 REFERENCES 6-1

TABLE OF CONTENTS
(continued)

SECTION **PAGE**

TABLES

Table 1-1 Water Table Data 1-8
Table 1-2 Summary of Basewide Background Soil Concentrations 1-15
Table 1-3 Summary of Basewide Background Groundwater Concentrations 1-16
Table 2-1 Approximate Dimensions of the Metallic Portion of the SS83 Landfill 2-5
Table 3-1 Elmendorf SS83 Soil Borings 3-3
Table 3-2 Elmendorf SS83 Test Pits 3-7
Table 3-3 2002 Groundwater Analytical Results 3-13
Table 3-4 Elmendorf SS83 Surface Water 3-16
Table 3-5 Elmendorf SS83 Sediments 3-17
Table 4-1 Analytes Exceeding Cleanup Levels and Background Concentrations 4-1
Table 4-2 Detections of Arsenic at Concentrations Exceeding Background Concentrations 4-2
Table 4-3 Background Concentrations for Arsenic in Soils by Depth 4-3

FIGURES

Figure 1-1 SS83 Site Location Map 1-2
Figure 1-2 SS83 Site Boundary 1-4
Figure 1-3 Regional Groundwater Flow Patterns 1-7
Figure 1-4 SS83-Wide EE/CA Test Pits at the Landfill Site 1-13
Figure 2-1 SS83 Landfill Magnetometer Survey Data 2-2
Figure 2-2 SS83 Landfill EE/CA Geophysical Survey: EM31 Survey Data 2-3
Figure 2-3 SS83 Landfill Soil and Sediment Sample Locations 2-6
Figure 2-4 SS83 Landfill Surface Water and Groundwater Sample Locations 2-7

APPENDICES

Appendix A 2002-2003 Field Procedures
Appendix B 2002 and 2003 Analytical Data
Appendix C Laboratory Conclusions Regarding White Powder in Test Pit 4
Appendix D Responses to Comments

ACRONYMS AND ABBREVIATIONS

AAA	anti-aircraft artillery
AAC	Alaska Administrative Code
ADEC	Alaska Department of Environmental Conservation
AFB	Air Force Base
AOC	area of concern
AUE	Area Under Evaluation
bgs	below ground surface
BTEX	benzene, toluene, ethylbenzene, and total xylenes
CERCLA	Comprehensive Environmental Response, Compensation, and Liability Act
DRO	diesel-range organics
EE/CA	Engineering Evaluation/Cost Analysis
EPA	U.S. Environmental Protection Agency
GPR	ground penetrating radar
GRO	gasoline-range organics
MCLs	maximum contaminant levels
mg/kg	milligrams per kilogram
mg/L	milligrams per liter
mm	millimeter
msl	mean sea level
PAH	polycyclic aromatic hydrocarbon
PCB	polychlorinated biphenyls
POI	points of interest
PRG	preliminary remediation goal
RCRA	Resource Conservation and Recovery Act
RRO	residual range organics
SI	site investigation
SVOC	semivolatile organic compound
TOC	total organic carbon
USGS	U.S. Geological Survey
UST	underground storage tank
UTL	upper tolerance limit
VOC	volatile organic compound
µg/kg	micrograms per kilogram
°F	degrees Fahrenheit

(intentionally blank)

EXECUTIVE SUMMARY

This Site Investigation (SI) Report addresses the SS83 Landfill at site SS83 on Elmendorf Air Force Base (AFB), Alaska. The purpose of the SI was to determine the extent and composition of landfill debris and the nature and extent of potential contamination associated with the landfill.

The SS83 site is located in the northwestern portion of Elmendorf AFB in a generally undeveloped area between Six Mile Lake and Knik Arm. The predominant historical use of the site was as an Anti-Aircraft Artillery battery that was decommissioned in the 1960s. The SS83 Landfill is located in the northwest corner of the SS83 site between Knik Arm and Overlook Access Road. The landfill investigation area is approximately 1.25 acres in size.

The SS83 Landfill was discovered during the SS83 Engineering Evaluation/Cost Analysis (EE/CA) investigation conducted in 2000, which included the entire SS83 site. The 2000 SS83 EE/CA report (USAF 2002b) recommended additional investigation at the landfill to further characterize the nature and extent of possible contamination due to the landfill. The SS83 Landfill was investigated in 2002 and 2003. A geophysical survey was conducted and groundwater, sediment, subsurface soil, and surface water seep samples were collected.

In 2002, a geophysical survey was conducted to investigate subsurface anomalies. The geophysical investigation identified a relatively continuous area of metallic debris along the north end of the site and a number of smaller metallic anomalies throughout the site. Based on this data, four soil boring were installed around the perimeter of the landfill area. Three borings were installed downgradient and one was installed upgradient of the metallic debris area; two soil samples were collected from each boring. Each boring was converted to a monitoring well and groundwater samples were collected. Three surface water and sediment samples were collected from seeps along the face of the bluff where the seeps daylight.

In 2003, four test pits were excavated within the landfill area to determine if drums with potential contaminants were present in the landfill. The test pit locations were selected to intercept buried debris based on the results of the geophysical survey. Drums and/or construction debris were encountered in Test Pits 1, 2, and 4. All drums were previously crushed, none of the drums contained liquids, and no contamination was observed based on visual observation and field screening. Test Pit 3 was located at the southern end of the site

and was excavated to evaluate one of the anomalies identified by the magnetometer survey. Barbed wire was found near the surface in Test Pit 3; no drums were encountered. A total of 17 samples were collected from the four test pits.

Only arsenic, chromium, and lead were detected at concentrations above screening levels. With the exception of arsenic in subsurface soil, all concentrations were within established background levels. For the reasons presented in this report, the arsenic detected in the subsurface soil is also believed to be naturally occurring. The white powder previously encountered during the 2000 EE/CA was found in Test Pit 4 at a depth of 1.5 feet below ground surface. Analytical results confirmed that this material was calcium carbonate, a harmless substance that occurs naturally in chalk, limestone, and marble and that is a common component of cements and mortars.

The landfill debris is covered with the exception of minimal surface debris such as barbed wire and small pieces of metal, and the area is vegetated. Based on the results of this SI, there are no contaminants of concern associated with the SS83 Landfill. The inorganic constituents are believed to be the result of naturally occurring processes rather than human activities at the site.

No further action is recommended for the SS83 Landfill.

1.0 INTRODUCTION

This Site Investigation (SI) Report presents the results of the investigation performed at the SS83 Landfill on Elmendorf Air Force Base (AFB) and presents conclusions and recommendations for the site. The SS83 Landfill is one portion of the larger SS83 site. The other areas of the SS83 site were previously investigated and the results are documented in the Engineering Evaluation/Cost Analysis (EE/CA) SS83 (USAF 2002b). Information regarding the SS83 Landfill is presented in the following sections:

- Section 1.0 provides a site description and background information, results of previous investigations, and background concentrations for soil and groundwater on Elmendorf AFB.
- Section 2.0 is a summary of the SS83 Landfill SI field activities.
- Section 3.0 presents all analytical data for the SS83 Landfill.
- Section 4.0 defines the nature and extent of contamination.
- Section 5.0 presents the conclusions and recommendations for the SS83 Landfill.
- Section 6.0 provides references used in preparation of this report.

1.1 SITE DESCRIPTION AND BACKGROUND

Provided below is a general site description and background information for the SS83 Landfill. Information was obtained from SI, aerial photographs, site drawings, previous investigation reports, and correspondence with Elmendorf AFB.

1.1.1 Site Location

Elmendorf AFB is located in Southcentral Alaska, along the head of the Knik Arm of Cook Inlet and adjacent to the City of Anchorage (Figure 1-1). Elmendorf AFB comprises 13,130 acres, bordered to the north and west by Cook Inlet, to the east by Fort Richardson, and to the south by the City of Anchorage.

The SS83 site is located in the northwestern portion of the base, between Six Mile Lake and Knik Arm (Figure 1-1). The site is located in an area that is currently used as the Rosette Antenna Site operated by the Elmendorf AFB 3rd Communications Squadron. Except for site workers, security forces, and other authorized personnel, access to the site is restricted. As

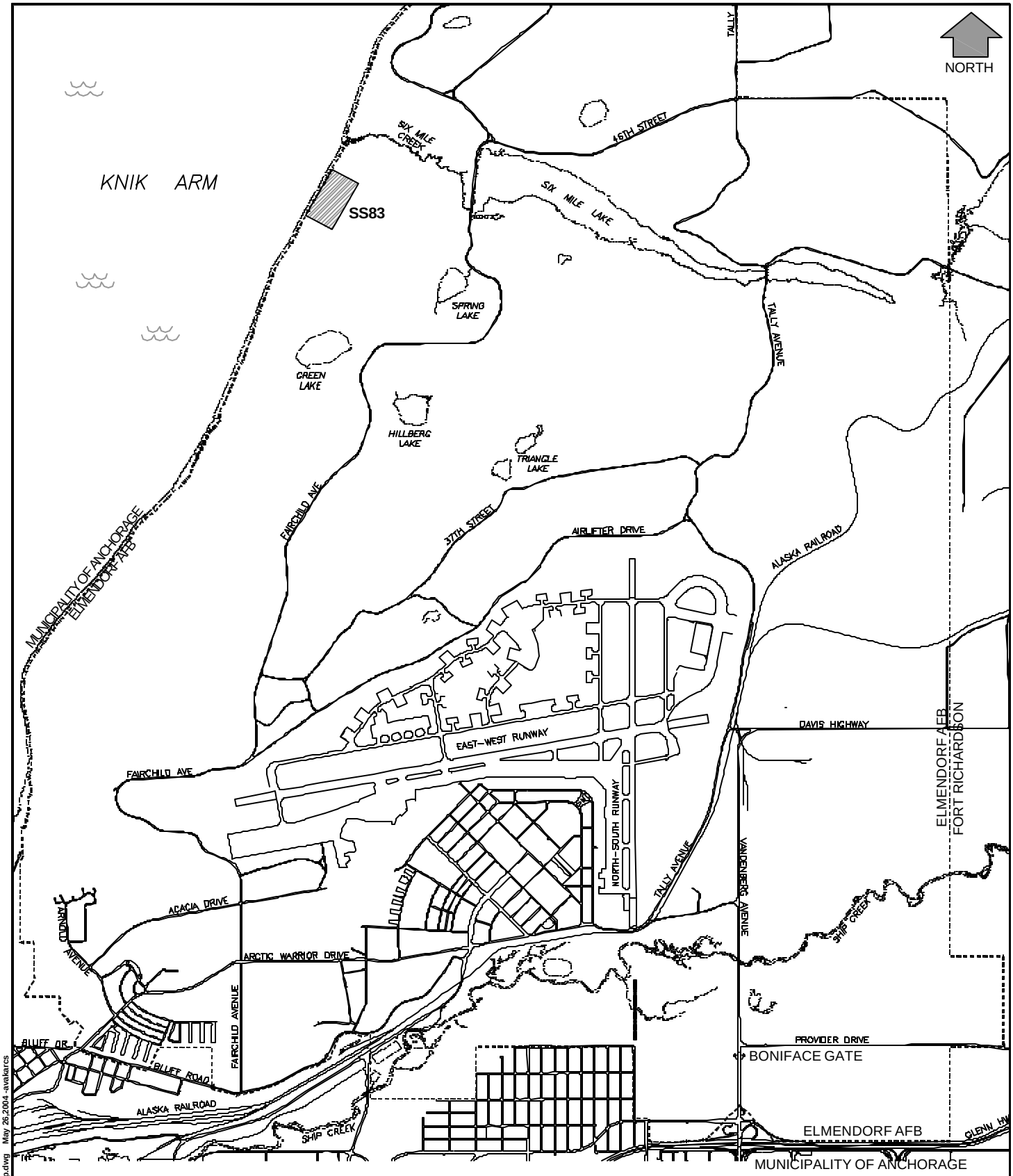

LEGEND:

---- ELMENDORF AIR FORCE BASE BOUNDARY

0 1500 3000 6000

SCALE IN FEET

SS83 SITE LOCATION MAP

ELMENDORF AFB, ALASKA

PROJECT MANAGER: M. Pogany	FILE NAME: Location Map.dwg	DATE: May 24, 04
	LAYOUT TAB: Location Map	FIGURE NO. : 1-1
JE DRAWN BY: BJP	FILE LOCATION: Elmendorf \ 05Z02101	

G:\Autocad \Elmendorf \05Z02101 \Location Map.dwg May 26,2004 -avakarcs

shown in Figure 1-2, gates were previously installed at two access points to prevent vehicular access to the area.

Figure 1-2 also shows the SS83 site in relation to nearby features. The entire SS83 site originally encompassed approximately 20 acres. The SS83 Landfill is located northwest of the motor pool area and is situated between the bluff and Overlook Road. The landfill investigation area is approximately 1.25 acres in size.

1.1.2 Site History and Use

Records from 1949 indicate five small buildings (log structures) were located at the site that was then called Search Light Area No. 4. Base plans from 1951 revealed 24 buildings existing at this site designated as "Alaska Scouts Combat Intelligence" and labeled as "Battery D 96th Anti-Aircraft Artillery (AAA)." The AAA battery was under the command of the U.S. Army, responsible for ground and antiaircraft defense in Alaska (USARAL 1972). Other activities may also have occurred at the site. The SS83 site was decommissioned in the 1960s. This area is currently the active Rosette Antenna Site operated by the 3rd Communications Squadron.

Historical information suggests that AAA batteries and garrisons were constructed according to standardized designs. The AAA battery would have included 12 Quonset huts for a garrison and a battery headquarters building (two joined Quonset huts). The Quonset huts were lined up in an orderly fashion, creating a small camp. Usually, a short distance away was a splinter-proof radar shelter constructed of 55-gallon drums filled with soil. Also nearby were revetments for the 90-millimeter (mm) and later, 120-mm guns. Between the radar and gun emplacements was a semi-underground ordnance shop. Two ammunition magazines and a fuse storage shelter completed the facility (USAED-AK 1994).

For the purposes of investigation, SS83 was divided into a number of sites. In addition to the landfill, these include the bermed bunker area, the underground bunker area, the small foundation area, the large foundation area, the motor pool area, the ravine area, the lookout pad, and the docking area (Figure 1-2). This SI Report only covers the SS83 Landfill site; all other SS83 sites were included in the previous investigation documented in the *EE/CA SS83* (USAF 2002b).

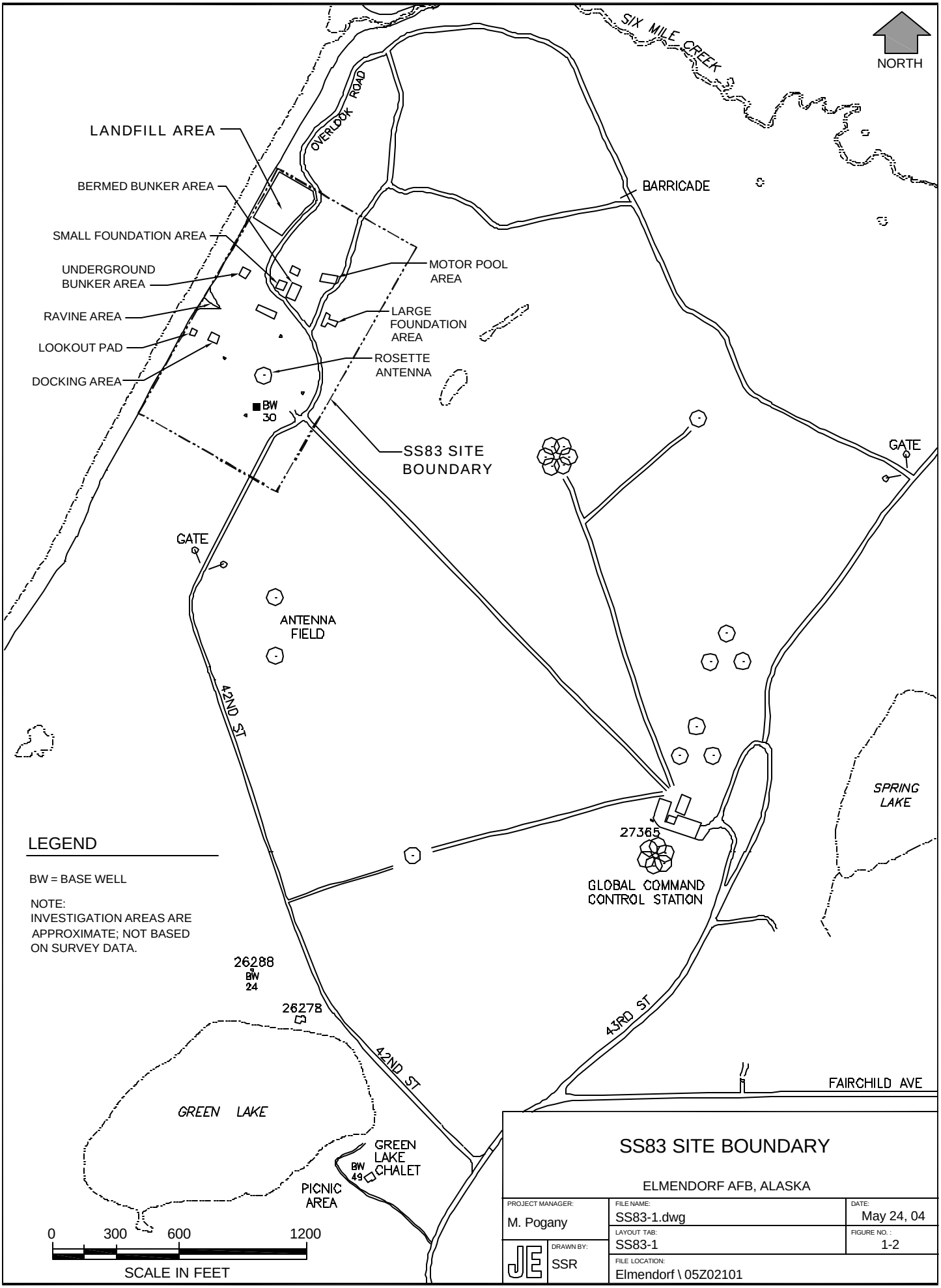

SS83 SITE BOUNDARY

ELMENDORF AFB, ALASKA

PROJECT MANAGER:	FILE NAME:	DATE:
M. Pogany	SS83-1.dwg	May 24, 04
	LAYOUT TAB: SS83-1	FIGURE NO. : 1-2
JE DRAWN BY: SSR	FILE LOCATION: Elmendorf \ 05Z02101	

1.1.3 Site Features and Structures

The SS83 Landfill area is relatively flat, and is covered by grass and brush. Two small, low-lying ravines trend east to west and terminate at the bluff edge. The southern-most ravine appears to be a man-made trench that begins at the southwest end of the motor pool area and drains westward to the edge of the bluff, where it widens from a 2-foot wide trench to a 20-foot wide ravine and intercepts the top edge of the bluff. The northern-most ravine is approximately 80 feet long by 30 feet wide. Some debris, including an exposed 55-gallon drum, has been observed on the beach beneath the northern ravine. Several groundwater seeps are exposed along the bluff beneath the landfill. No structures are present at the landfill.

1.1.4 Topography

The SS83 site is located on the Elmendorf ground moraine, which is characterized by smooth-surfaced elongate hills, linear valleys, and small lakes. The ground moraine is an area of relative low relief that seldom exceeds 50 to 75 feet in elevation. Several SS83 Landfill site features have been surveyed, and the elevation of the site is on average 43 to 51 feet above mean sea level (msl) and gradually increases in elevation to the east. The west side of the SS83 site is located 25 to 35 feet above msl along the bluff of Knik Arm. The slope of the bluff ranges from approximately 25 degrees at the base above the beach interface to nearly vertical at the top edge of the bluff.

As part of the SS83 EE/CA (USAF 2002b), a bluff erosion rate was estimated using aerial photographs and the relative position of fixed site features (i.e., gun revetments) to the bluff in different years. Revetments that were approximately 30 to 40 feet from the bluff in 1962 were approximately 1 to 2 feet from the bluff in 2000. This translates to an average bluff erosion rate of approximately 1 foot per year over 38 years. Further, based upon observations made during the 2000 SS83 field investigation and discussions with engineers familiar with the Knik Arm bluff, a bluff regression of 2 feet per year was estimated (USAF 2002b). Observations at the site, including growth of vegetation along the bluff and erosion rates witnessed during 2002-2003, indicate that these erosion rates may overestimate current site conditions.

1.1.5 Site Geology

From north to south, Elmendorf AFB can be geologically divided into three areas: the Elmendorf ground moraine, the Elmendorf end moraine, and the outwash plain (Figure 1-3).

The SS83 site is located on the Elmendorf ground moraine. Surficial soils initially at the SS83 site were likely composed of silty loam and were generally well drained. Previous excavations at the site have resulted in a variety of surface soils currently overlying the landfill debris. The Bootlegger Cove clay formation underlies the site. Soils (above the Bootlegger Cove clay) between 42nd Street and Knik Arm are mapped as having high to very high relative permeability (USGS 1976). These soils are typical of moraine deposits and include a mix of clay, sand, silt, and gravel.

The sediments near the SS83 Landfill site have been mapped as Pre-Wisconsin-aged Bootlegger Cove clay and Wisconsin-aged advance outwash and ground moraine deposits of the Naptowne Glaciation (USGS 1959, 1964). The advance outwash deposit is stratigraphically the lowest Naptowne glacial deposit and overlies the Bootlegger Cove clay (USGS 1959). The second oldest Naptowne deposit is the end moraine deposit extending northeastward through Elmendorf AFB. The end moraine grades into the ground moraine that covers most of the area north of the end moraine (USGS 1959).

Naptowne till is discontinuous along the bluff of Knik Arm, where stratified sand and gravel extends from the Bootlegger Cove clay to the ground surface. At the SS83 Landfill, the Bootlegger Cove clay is overlain by 18 to 35 feet of till. Some of this material is advance outwash deposited in front of the advancing Wisconsin Glacier (USGS 1959). Boring logs and test pit logs from the SS83 EE/CA field investigation confirm the presence of stratified sand and gravel advance outwash deposits directly overlying the Bootlegger Cove clay.

West of the landfill, morainal sediments outcrop along a steep escarpment (bluff) overlooking Knik Arm. This escarpment was caused by the rebound of the ground surface after glacial retreat and erosion of the moraine from glacial melt water. At the base of the escarpment, a sandy beach horizon has developed. The beach horizon is composed primarily of well-sorted littoral sands, as the tidal range of the Knik Arm periodically covers the entire beach.

SOURCE :

BOUNDARIES OF ELMENDORF END MORAINE AND REGIONAL GROUNDWATER FLOW PATTERNS MORAINE INTERPRETED FROM:

1) CRREL 1997 "INTERIM DRAFT. THE GLACIAL GEOLOGY AND STRATIGRAPHY OF FORT RICHARDSON"

2) "OPERABLE UNIT 5, A GROUNDWATER MODELING REPORT", DECEMBER 1994.

3) "GEOGRAPHIC MAP OF THE ANCHORAGE B-8 SW QUADRANGLE, ALASKA". YEHLE, SCHMOLL AND DOBROVOLNY DEPT. OF INTERIOR, U.S. GEOLOGICAL SURVEY, OPEN-FILE REPORT 91-143.

4) 1998 ANNUAL REPORT OF GROUNDWATER SAMPLING ACTIVITIES, BASEWIDE SUPPORT AND GROUNDWATER MONITORING PROGRAM USAF 1999b.

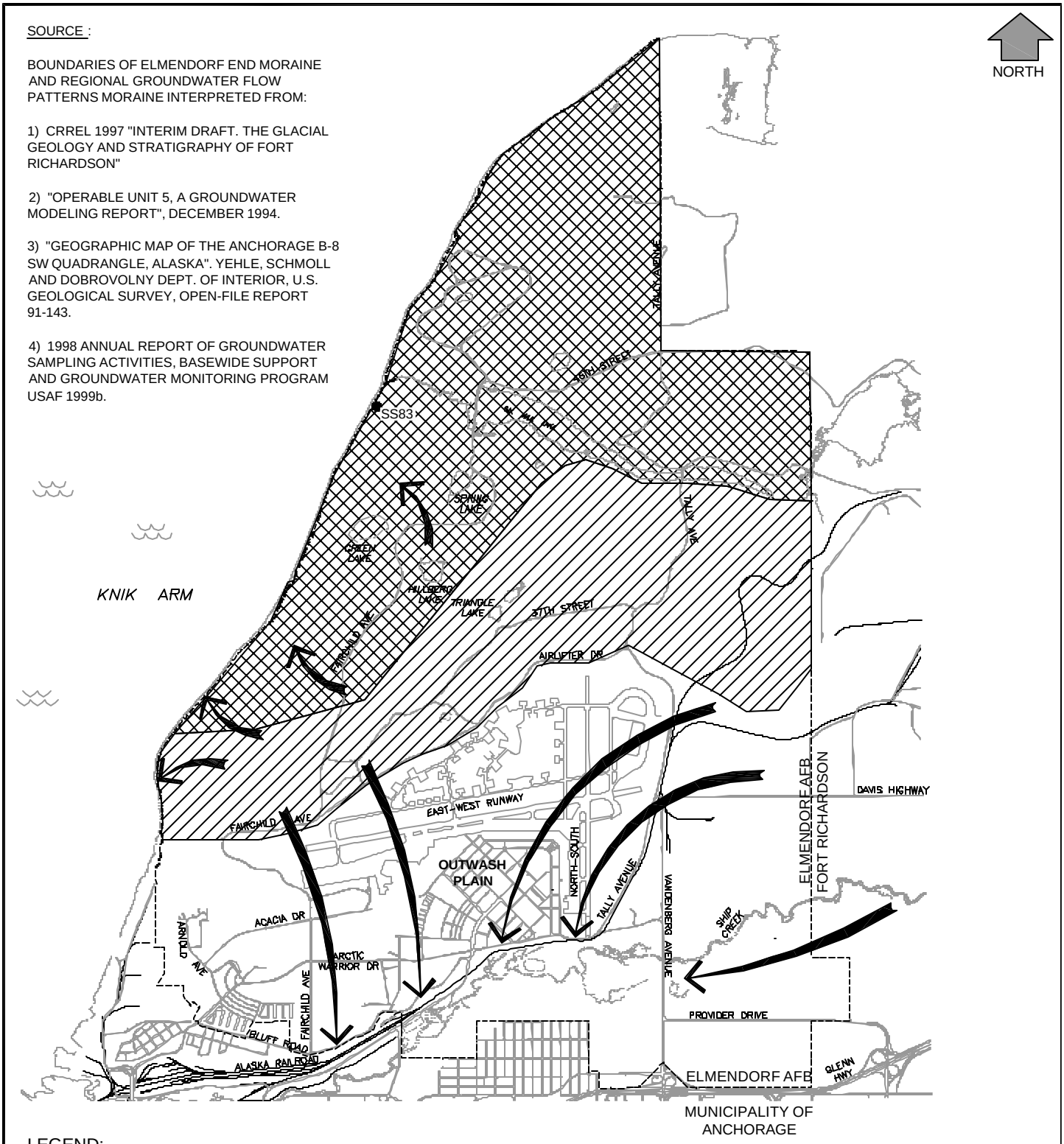

LEGEND:

- ELMENDORF GROUND MORAINE
- APPROXIMATE LOCATION OF ELMENDORF END MORAINE
- ELMENDORF AIR FORCE BASE BOUNDARY
- GENERAL GROUNDWATER FLOW DIRECTION

0 2500 5000 10000

SCALE IN FEET

REGIONAL GROUNDWATER FLOW PATTERNS

ELMENDORF AFB, ALASKA

PROJECT MANAGER:	FILE NAME:	DATE:
T. Tompkins	Groundwater Flow.dwg	May 24, 04
	LAYOUT TAB: Groundwater Flow	FIGURE NO. : 1-3
JE DRAWN BY: BJP	FILE LOCATION: Elmendorf \ 05Z02101	

G:\Autocad \Elmendorf \05Z02101 \Groundwater Flow.dwg May 26,2004 -avakarcs

1.1.6 Hydrogeology

The Elmendorf terminal (end) moraine traverses Elmendorf AFB northeast to southwest (Figure 1-3). A groundwater divide closely matches the crest of the terminal moraine. SS83 is located north of the moraine and groundwater in this area generally flows west, toward Knik Arm (USAF 1999a).

Two aquifers have been identified in the SS83 investigative area: a shallow unconfined system and a deep confined system. The presence of the shallow aquifer is based on lithologic data collected from borings and test pits, as well as water-level data collected from the shallow water table monitoring wells installed during the EE/CA field investigation. The shallow, unconfined aquifer beneath the SS83 site occurs in stratified sand and gravel advance outwash deposits from the Naptowne glaciation. The Bootlegger Cove clay forms an aquaclude between the shallow and deep aquifers. Groundwater in the unconfined shallow aquifer occurs between 11 and 32 feet below ground surface (bgs) (Table 1-1) and flows in the northwesterly direction toward the bluff, as shown in Figure 1-3. Discharge of the unconfined aquifer can be observed along the bluff west of the SS83 investigative area, where numerous groundwater seeps occur at the contact between the overlying advance outwash deposits and the Bootlegger Cove clay. The shallow groundwater discharging on the side of the bluff appears to be contiguous with the groundwater in the western portion of the outwash plain.

Table 1-1
Water Table Data

Monitoring Well	Ground Surface Elevation [feet msl]	Depth to Water [feet]	Water Table Elevation [feet msl]
LND WL01	49.82	31.82	18.00
LND WL02	46.01	24.35	21.66
LND WL03	43.93	10.70	33.23
LND WL04	50.51	14.83	35.68

Note:
For definitions, see acronyms and abbreviations list.

The presence of a deep (presumably confined) aquifer is based on a well log for Base Well #30, formerly located approximately 130 feet south of the Rosette Antenna site (Figure 1-2).

The Base Well #30 well log indicates that groundwater is present in gravelly seams within the Bootlegger Cove clay. Base Well #30 was installed at 261 feet bgs in a gravel and sand bed.

1.1.7 Surrounding Land Use

The current land use designation in the vicinity of the SS83 site is industrial. According to the Elmendorf AFB Management Action Plan (USAF 1996), the future projected land use will not be different from the current land use. The area north of the site, toward Six Mile Creek, is designated open space and may be used for outdoor recreation.

1.1.8 Sensitive Ecosystems

As evident in aerial photographs, the majority of the SS83 site was cleared of vegetation and graded during the early 1950s. As of 2000, revegetation in the area has resulted in a forest and woodland habitat type. This habitat consists primarily of mixed black cottonwood, paper birch, white spruce, alder, and willow. Fireweed, grasses, and horsetails are also found throughout the site. Wetlands or other persistent surface water bodies were not encountered within the site boundary. In the area of the landfill, the majority of the trees were subsequently felled. Grasses and pioneer plants, such as fireweed and raspberry bushes, predominate.

Shrews, voles, mice, red squirrels, snowshoe hares, and porcupines are the small mammals that may reside at the site. Brown and black bears, coyotes, red foxes, lynx, and weasels are the predators that may reside at the site. Moose are regularly found in the area. Shorebirds are seasonally found in the tide flat areas below the bluff and may include sandhill cranes, loons, and gulls (Gill 1999). Some of the passerines include species of sparrows, warblers, thrushes, chickadees, and swallows. Other birds include bald eagles, hawks, owls, spruce grouse, common raven, and blackbilled magpies. No threatened or endangered species are known to inhabit the SS83 site or nearby habitat. However, the Cook Inlet Beluga Whale was recently listed as a depleted species under the Marine Mammal Protection Act.

To the west of the SS83 Landfill site, a coastal mudflats community extends below the bluff along the Knik Arm shore. This shoreline, intertidal, subtidal, and open water habitat of Cook

Inlet is the only sensitive ecosystem potentially impacted by contaminant migration from the SS83 site.

1.1.9 Climate

The climate of Elmendorf AFB is greatly affected by local and regional geographic features. Cook Inlet moderates the climate seasonally, while the four surrounding mountain ranges protect the area from Gulf of Alaska storms and extreme winter temperatures from the northern interior (USFWS 1983).

The temperature and precipitation data summarized below for Elmendorf AFB was collected from 1951 through 1997 (USAF 2001). The average summer temperatures range from 41 to 64 degrees Fahrenheit (°F), and winter temperatures range between 6° and 44°F. The average annual precipitation on Elmendorf AFB is 16.15 inches, with a range of 13 to 20 inches. The majority of the precipitation falls from July through September when the wind is from the southwest. Snowfall averages 77 inches. The average wind is from the north at 5.8 knots, and the extreme wind is from the north-northeast at 53 knots (USFWS 1983).

1.2 PREVIOUS INVESTIGATIONS

Previous investigations at the SS83 site have included the 1996 Area Under Evaluation Study, the 1997-1998 limited field investigation, and the 2002 SS83-wide EE/CA.

1.2.1 Area Under Evaluation Study

Beginning in 1996, the SS83 site was incorporated into the Area Under Evaluation (AUE) discovery process undertaken by Elmendorf AFB as part of restoration activities conducted under the Air Force's Installation Restoration Program (USAF 1997). The AUE program was designed to identify and evaluate areas of potential environmental concern that had not been previously identified and/or addressed under any other environmental source discovery efforts at Elmendorf AFB. Areas with suspicious historical activities, ascertained using aerial photographs, were designated points of interest (POIs). POIs were then considered for Category One No Further Response Action Planned determinations (USAF 1995). POIs considered to have potential residual environmental impacts were designated as AUEs, and a preliminary conceptual site model was developed to illustrate potential contaminant sources, potential migration pathways, and potential sensitive receptors. AUEs that could

pose a potential risk to human or ecological receptors were recommended for further environmental actions and were redesignated as candidate areas of concern (AOCs).

A preliminary site visit was conducted at SS83 in 1996 to observe the current site conditions and to note any indications that contamination might exist. During the site visit, building foundations and what appeared to be several standpipes near the buildings, which were possibly associated with underground storage tanks (USTs), were observed. There was some evidence of stressed vegetation adjacent to the building foundations. The field team recommended further investigation to confirm or deny the presence of USTs and to evaluate the area around the building structures for contamination.

The SS83 site was originally designated POI 1. Based on the evaluation process outlined above, the site was subsequently redesignated AUE 1. After a historical record review, preliminary site visit, and the development of a conceptual site model, it was determined that the site should be considered a candidate AOC and investigated further.

1.2.2 Limited Field Investigation

Elmendorf AFB conducted a limited field investigation at SS83 in 1997; the site was further investigated in 1998. The investigation included additional review of historical records, as-built drawings, and aerial photographs, as well as interviews conducted with Elmendorf AFB personnel and a military historian. A preliminary investigation/SI report documented the results of the limited field investigation (USAF 1999b).

The limited field investigation identified and investigated several areas of possible contamination. The individual areas include: the large foundation, motor pool, bermed bunker, small foundation, underground bunker, docking area, and ravine area. Hand borings and small test pits were excavated in these areas.

The limited field investigation report recommended that the site be designated an AOC because the site has several distinct areas where evidence of contamination exists, including the motor pool, the small foundation, the large foundation, and the docking area.

1.2.3 SS83 EE/CA

The SS83 EE/CA was conducted in 2000 to address contamination within the approximately 20-acre SS83 site. The purpose of the EE/CA was to evaluate removal action alternatives to address hazardous substances identified at various areas of investigation located within the main portion of the SS83 site. The SS83 EE/CA field investigation was conducted in summer of 2000 and originally focused on seven areas of investigation where hazardous substance releases were possible. The original seven areas included: the large foundation area, the motor pool area, the small foundation area, the bermed bunker area, the underground bunker area, the ravine area, and the docking area. However, investigation was also conducted at three additional areas discovered during site activities: the drum bunker area, the suspected landfill area, and the lookout pad area. The SS83 EE/CA recommended additional investigation at the landfill area to further characterize the nature and extent of possible contamination due to the suspected landfill. SS83 EE/CA investigation results for the landfill area are summarized below. The complete results of the SS83 EE/CA can be found in the *EE/CA SS83* report (USAF 2002b).

A reconnaissance level geophysical survey was conducted at the SS83 Landfill site, to assess whether any buried features that warranted further investigation were present. Low-resolution magnetic survey techniques were used. Survey results suggested that the landfill area likely contains significant amounts of buried metal. This burial site is approximately 60 feet wide, has an east-west trend, and appears to be consistent with probable landfill trenches. The survey did not delineate the eastern or western limits of the suspected landfill. The geophysical survey indicated that metal within the area appears to include items near the surface down to 12 feet bgs. The survey also identified three isolated anomalies approximately 150 feet to the north. The anomalies were interpreted as scrap metal just below ground surface. Based on the preliminary geophysical results, six test pits were excavated to characterize the debris buried in the landfill area.

Test pits LNDTP01 through LNDTP04 (Figure 1-4) were excavated within the area exhibiting the highest concentration of metallic debris based on the geophysical results. Test pit excavations ranged from 5 feet to 10 feet bgs. Debris was encountered in all test pits except LNDTP02. Debris in LNDTP01, LNDTP03, and LNDTP04 included approximately ten 55-gallon drums, two metal culverts, metal pipes, sheet metal, and canvas tarps. Near the geophysical anomaly, 55-gallon drums and landing mats were exposed at the surface.

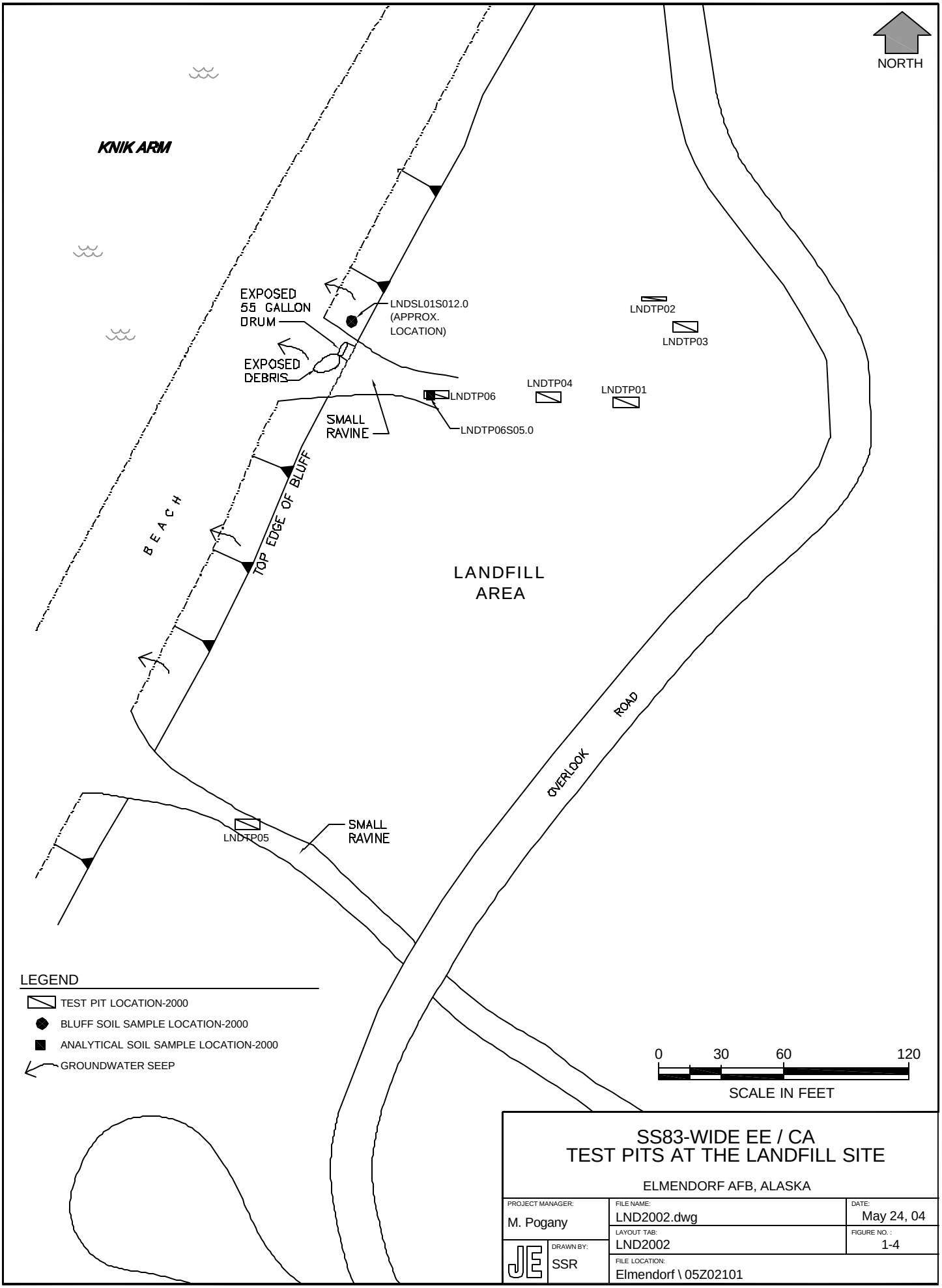
NORTH
KNIK ARM
EXPOSED 55 GALLON DRUM
LNDSL01S012.0 (APPROX. LOCATION)
EXPOSED DEBRIS
LNDTP02
LNDTP03
LNDTP04
LNDTP01
LNDTP06
LNDTP06S05.0
SMALL RAVINE
TOP EDGE OF BLUFF
BEACH
LANDFILL AREA
OVERLOOK ROAD
LNDTP05
SMALL RAVINE
LEGEND
TEST PIT LOCATION-2000
BLUFF SOIL SAMPLE LOCATION-2000
ANALYTICAL SOIL SAMPLE LOCATION-2000
GROUNDWATER SEEP
0 30 60 120
SCALE IN FEET
SS83-WIDE EE / CA
TEST PITS AT THE LANDFILL SITE
ELMENDORF AFB, ALASKA
PROJECT MANAGER: M. Pogany
FILE NAME: LND2002.dwg
DATE: May 24, 04
LAYOUT TAB: LND2002
FIGURE NO. : 1-4
DRAWN BY: SSR
FILE LOCATION: Elmendorf \ 05Z02101

LNDTP05 was excavated in the southernmost ravine to characterize debris that was observed at the surface. No buried debris was encountered in LNDTP05. Test pit LNDTP06 was excavated in the center of the northernmost ravine; approximately twenty 55-gallon drums were encountered in this test pit. A white powdery layer was also encountered at 1.5 feet bgs during LNDTP06 excavation. At the time, the composition of this substance was unknown; during 2003, it was demonstrated to be calcium carbonate. LNDTP06 was excavated to 5 feet bgs, where drums were evident in the excavation.

1.2.4 Basewide Background Soil and Groundwater Data

Existing background soil and groundwater data was used to evaluate soil and groundwater concentrations measured at the SS83 Landfill. The following subsections describe the background data and how it was used to evaluate SS83 Landfill site conditions.

1.2.4.1 Soil

Elmendorf AFB undertook a background soil-sampling program in 1992 to collect data on metals concentrations in surface and subsurface soil on base. These data were compiled and analyzed statistically in the Elmendorf AFB *Basewide Background Sampling Report* (USAF 1993). These basewide background metals concentrations in soil were published for comparative use when assessing whether concentrations of metals found at investigation sites represent naturally occurring background levels or levels representing impact by site activities (USAF 1993). The design of the basewide background sampling program took into consideration the variability in soil conditions, specifically, the potential difference in metals in alluvial and morainal deposits, and concentration as a function of depth bgs (surface - 0 to 0.5 feet, root zone - 0.5 to 3.0 feet, and deep - 3.0 feet to groundwater level). Evaluation of the analytical results showed that there was no significant variability between metals concentrations in alluvial and morainal deposits; therefore, these two sample subpopulations were combined and analyzed statistically in order to develop comparable basewide background metals concentrations.

The eight Resource Conservation and Recovery Act (RCRA) metals were included as target analytes during the SS83 field investigation: arsenic, barium, cadmium, chromium, lead, mercury, selenium and silver. Table 1-2 provides a statistical summary for these eight metals from the basewide background sampling program (USAF 1993). Individual SS83

Landfill data points were compared to the 99th percentile upper tolerance limit (UTL) with an associated 95 percent confidence level that has been calculated for each metal at three specific depth ranges. If the onsite value is greater than the UTL, it is unlikely that the data reflects background concentrations present in the population of soils analyzed in the *Basewide Background Sampling Report* (USAF 1993).

Table 1-2
Summary of Basewide Background Soil Concentrations

Metal	Depth Range	Concentration Summary Statistics (mg/kg)				UTL (mg/kg)
		Minimum	Mean	Maximum	Standard Deviation	
Arsenic	Surface	3.90	7.20	13.10	2.54	16.18
	Root Zone	4.70	6.87	9.60	1.28	11.40
	Deep	3.50	5.46	8.35	1.18	9.24
Barium	Surface	77.3	113.8	154.0	24.9	201.7
	Root Zone	43.4	103.3	171.0	31.4	214.3
	Deep	37.1	54.5	82.5	12.7	95.0
Cadmium	Surface	0.17	1.07	1.95	0.55	3.01
	Root Zone	0.93	1.62	1.90	0.26	2.53
	Deep	0.96	1.63	2.70	0.44	3.03
Chromium	Surface	9.6	19.8	34.3	8.1	48.4
	Root Zone	19.0	31.8	45.3	6.4	54.4
	Deep	18.5	31.6	80.9	13.9	76.1
Lead	Surface	4.30	6.93	11.10	1.80	13.3
	Root Zone	4.10	5.65	7.00	0.89	8.78
	Deep	3.00	5.30	9.10	1.48	10.0
Mercury	Surface	0.050	0.090	0.150	0.029	0.19
	Root Zone	0.040	0.075	0.220	0.044	0.23
	Deep	0.040	0.088	0.165	0.036	0.20
Selenium	Surface	0.055	0.295	0.510	0.113	0.69
	Root Zone	0.045	0.161	0.290	0.089	0.47
	Deep	0.040	0.104	0.400	0.116	N/A
Silver	Surface	0.23	0.63	1.60	0.39	2.00
	Root Zone	0.16	0.51	1.20	0.32	1.62
	Deep	0.15	0.41	0.78	0.20	1.05

Notes:
Source: USAF 1993.
All values in milligrams per kilogram (mg/kg)
UTL = upper tolerance limit

When evaluating SS83 Landfill metals concentrations in soil, site data was first compared to U.S. Environmental Protection Agency (EPA) Region 9 preliminary remediation goals (PRGs) and Alaska Department of Environmental Conservation (ADEC) soil cleanup levels. If a site soil sample had a metals concentration greater than either of the corresponding screening levels, the site data was then compared to the background data. This procedure for comparing onsite metals concentrations in soil to background values was used as a

screening procedure for determining if additional investigation or cleanup of metals in soil at the SS83 Landfill is warranted. If the site data fell within the background concentrations, then the sample results were assumed to be naturally occurring and the data was excluded from further risk evaluation.

1.2.4.2 Groundwater

Data collected by the U.S. Geological Survey (USGS) on metals concentrations in groundwater samples collected in the Anchorage Bowl during 1987, 1988, and 1990 were compiled in the Elmendorf AFB *Basewide Background Sampling Report* (USAF 1993). While the wells from which these data were compiled are not located in the immediate vicinity of Elmendorf AFB, the data may be considered to be representative of the metals concentrations that would be expected in uncontaminated groundwater in the Elmendorf AFB area. This approach to using the USGS groundwater data has been utilized in several of the Elmendorf AFB operable unit investigations. Table 1-3 provides a statistical summary of the metals concentrations reported in 28 background samples for each of the eight metals except mercury (21 samples), selenium and silver (10 samples each), and barium (not analyzed for).

Table 1-3
Summary of Basewide Background Groundwater Concentrations

Metal	Concentration Summary Statistics				
	Minimum	Maximum	Mean	Standard Deviation	UTL
Arsenic	0.00100	0.13000	0.02886	0.03361	0.13000
Barium	NA	NA	NA	NA	NA
Cadmium	ND	0.00100	NC	NC	NC
Chromium	ND	0.35000	0.04328	0.08170	0.35000
Lead	ND	0.30000	0.02836	0.06905	0.30000
Mercury	ND	0.00110	0.00027	0.00027	0.00110
Selenium	ND	ND	NC	NC	NC
Silver	ND	0.00100	NC	NC	NC

Notes:
Source: Summary statistics as presented in USAF 1995a.
All values in milligrams per liter (mg/L)
NA = Not analyzed for this parameter.
NC = Not calculated.
ND = Not detected
For additional definitions, see acronyms and abbreviations list.

The complete metals data set can be found in Appendix A of the *Basewide Background Sampling Report* (USAF 1993).

2.0 SS83 LANDFILL SITE INVESTIGATION FIELD ACTIVITIES

The SS83 Landfill EE/CA was begun in 2002 and completed in 2003. No Comprehensive Environmental Response, Compensation, and Liability Act (CERCLA) wastes were discovered during the EE/CA, and the results of the EE/CA are presented in this SI Report. Analytical data from the investigation are presented in Section 3.0. Details of the procedures used during this investigation are presented in Appendix A.

During the summer of 2002, a detailed geophysical investigation was conducted at the landfill site (Arctic GeoScience 2002). The area investigated during the geophysical survey is shown on Figure 2-1. The following instruments were used:

- An electromagnetometer (Geonics EM-61) to detect both ferrous and non-ferrous metallic objects to depths of approximately 9 feet
- A magnetometer (Geometrics G-858) to detect ferromagnetic objects to depths of approximately 16 feet
- A EM-31 electromagnetometer to identify changes in (electrical) conductivity to depths of 16 feet
- Ground penetrating radar (GPR) (AGSI pulseEKKO 100) to locate metallic and non-metallic objects to depths of 50 feet

The geophysical investigation identified a relatively continuous area of metallic debris along the north end of the site. This is shown as the pink/red/yellow area towards the top of Figure 2-1 and the dark blue area on the right-hand side of Figure 2-2. Based on the electromagnetometer data, this area includes ferrous metals (steel). The area of metallic debris includes the small ravine located in the area and extends approximately 170 feet inland. The metallic debris portion of the landfill was determined to be approximately 110 feet wide at its widest extent. This primary area of response to the EM-61 electromagnetic survey had an interpreted depth of 6 to 12.5 feet bgs. From estimating mass and distance relationships from the magnetometer sensor, it was concluded that the metal debris, likely drums and scrap iron, is buried near the surface and at a depth of 5 to 15 feet bgs.

The GPR data for the site (not shown) indicates a change in soil properties, which has been interpreted at the bottom of the landfill, at depths as deep as approximately 30 feet bgs for the metallic portion of the landfill (Arctic GeoScience 2002). This GPR data was also interpreted to indicate that a portion of the landfill extends to the south of area of metallic debris and has a bottom depth of approximately 18 feet bgs (Arctic GeoScience 2002).

SS83 LANDFILL EE / CA MAGNETOMETER SURVEY DATA

ELMENDORF AFB, ALASKA

PROJECT MANAGER:	FILE NAME:	DATE:
M. Pogany	Magnetic Data.dwg	May 24, 04
	LAYOUT TAB: Magnetic Data	FIGURE NO. : 2-1
JE DRAWN BY: AV	FILE LOCATION: Elmendorf \ 05Z02101	

G:\Autocad \Elmendorf \05Z02101 \Magnetic Data.dwg May 26,2004 -avakarcs

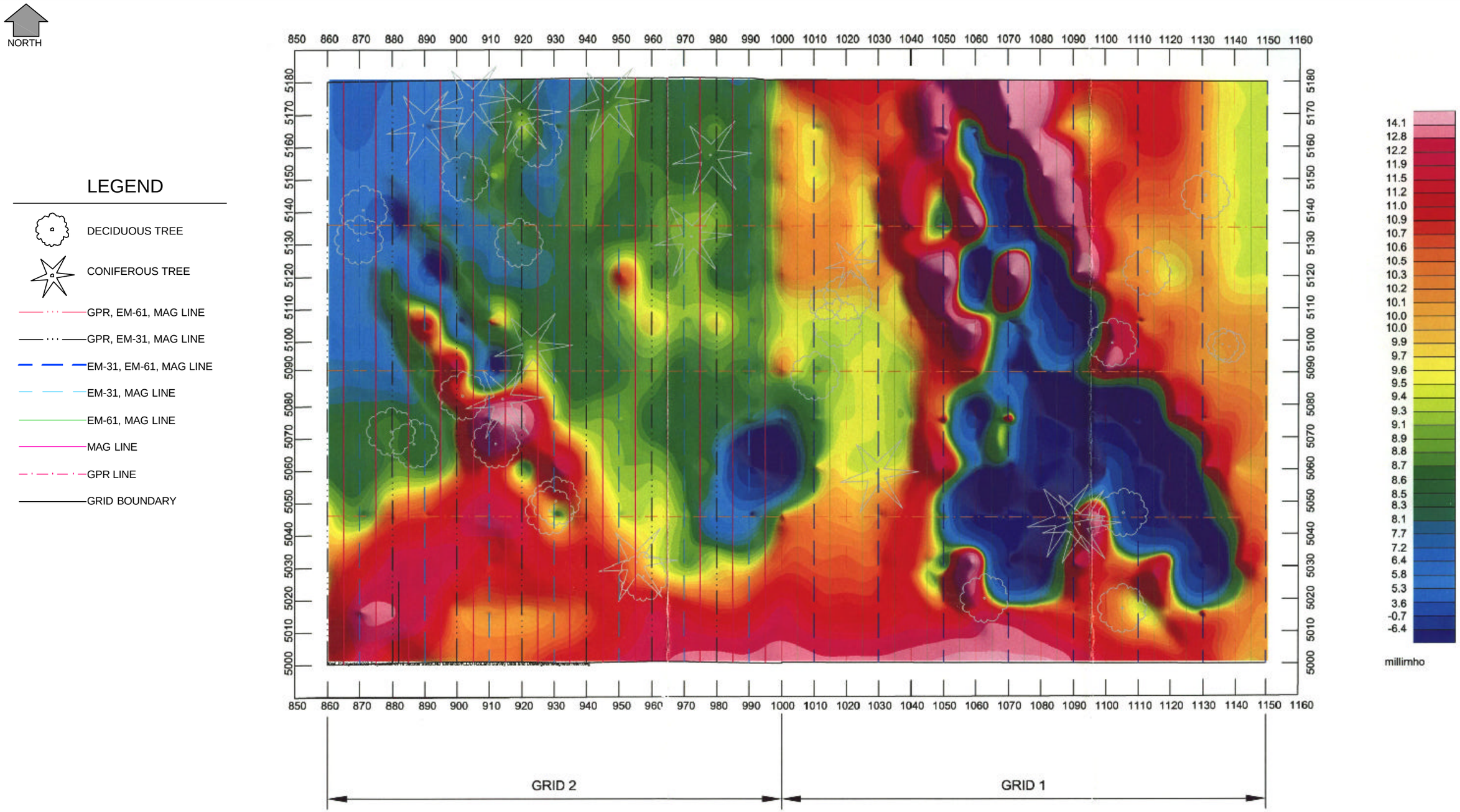

SS83 LANDFILL GEOPHYSICAL SURVEY
EM 31 SURVEY DATA

ELMENDORF AFB, ALASKA

PROJECT MANAGER: M. Pogany	FILE NAME: EM 31 Data.dwg	DATE: May 24, 04
	LAYOUT TAB: EM 31 Data	FIGURE NO.: 2-2
JE DRAWN BY: AV	FILE LOCATION: Elmendorf \ 05Z02101	

G:\Autocad \Elmendorf \05Z02101 \EM 31 Data.dwg May 26,2004 -avakarcs

(intentionally blank)

The geophysical investigation also revealed a number of smaller metallic anomalies (isolated pink areas on Figure 2-1). Some of these anomalies were coincident and could be attributed to surface metal debris including drum lids, barbed wire, and a Rommel spike. In addition, one area of high electrical conductivity showed up on the electromagnetometery data (centered at the intersection of lines 995 and 5060 on Figure 2-2), but was only weakly detected by the magnetometer (same location on Figure 2-1). This anomaly may be due to the sensitivity of electromagnetometry results to changes in soil type and pore water.

Table 2-1 presents approximate dimensions and estimated volumes for the metallic portion of the landfill based on the results of the 2002 geophysical survey.

Table 2-1
Approximate Dimensions of the Metallic Portion of the SS83 Landfill

Dimension	Instrument Used	Approximate Maximum Measurement	Approximate Average Measurement
Length	EM 61 Electromagnetometer	170 feet	170 feet
Maximum Width	EM 61 Electromagnetometer	110 feet	70 feet
Thickness	Ground Penetrating Radar	30 feet	18 feet
Cover	Ground Penetrating Radar	10 feet	7 feet

Based on the results of the geophysical investigation and an assumption that groundwater flows toward Knik Arm, four soil borings were advanced at the landfill (Figure 2-3). Boring locations were selected such that two borings were placed on the west side of the landfill where it slopes towards the ravine (LNDBH01 and LNDBH02), one boring was placed at the southwest corner of the site (LNDBH03), and one boring was placed upgradient of the area of metallic debris (LNDBH04).

The borings were converted into monitoring wells, which were developed and sampled (Figure 2-4). In addition, surface water seep and sediment samples were collected from the two seeps located on the bluff to the west of the landfill and the seep located in the small ravine to the south of the site. Analytical results for all of these samples are presented in Section 3.

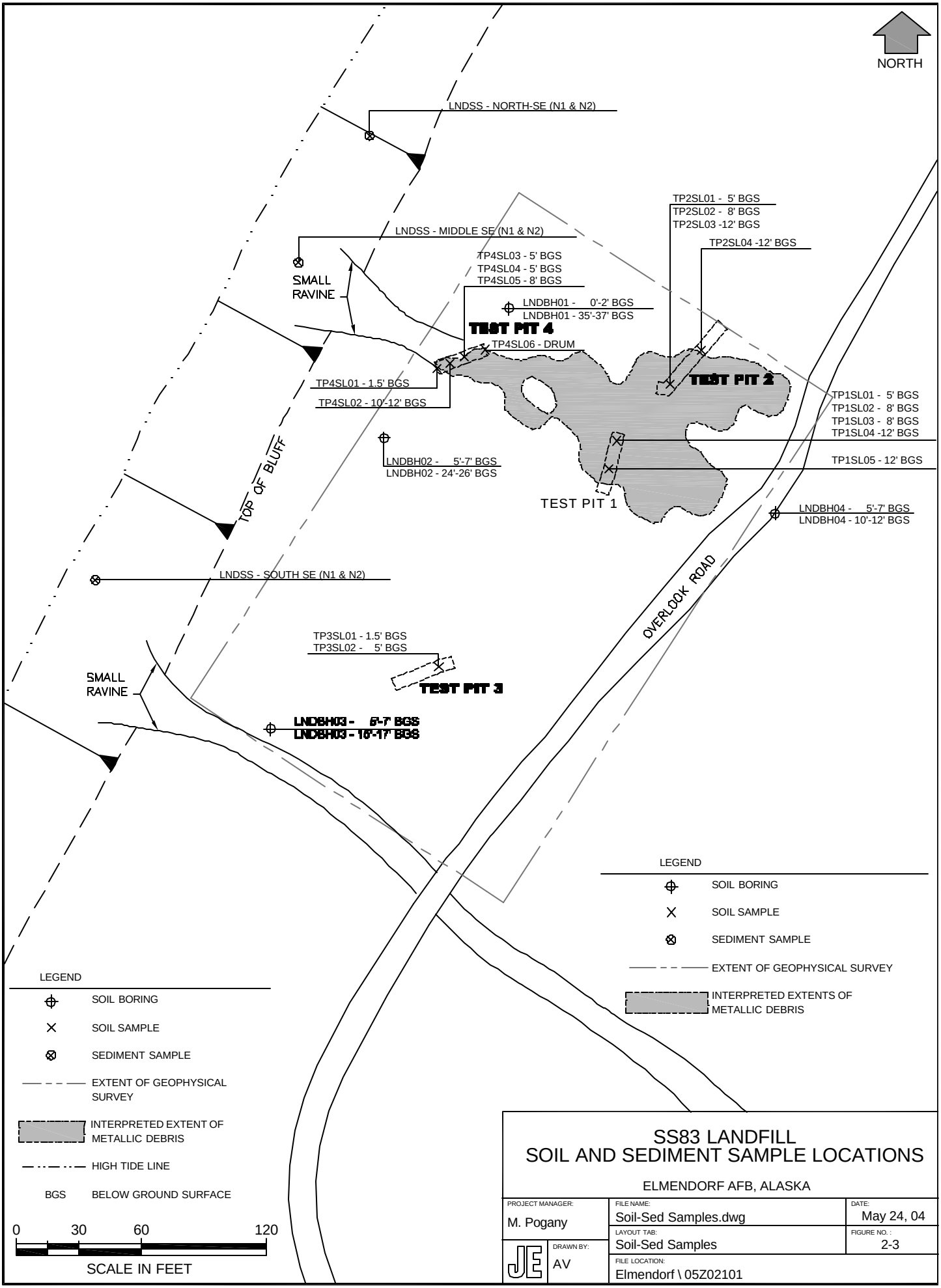

SS83 LANDFILL
SOIL AND SEDIMENT SAMPLE LOCATIONS

ELMENDORF AFB, ALASKA

PROJECT MANAGER:	FILE NAME:	DATE:
M. Pogany	Soil-Sed Samples.dwg	May 24, 04
	LAYOUT TAB: Soil-Sed Samples	FIGURE NO. : 2-3
JE DRAWN BY: AV	FILE LOCATION: Elmendorf \ 05Z02101	

G:\Autocad \Elmendorf \05Z02101 \Soil-Sed Samples.dwg May 26,2004 -avakarcs

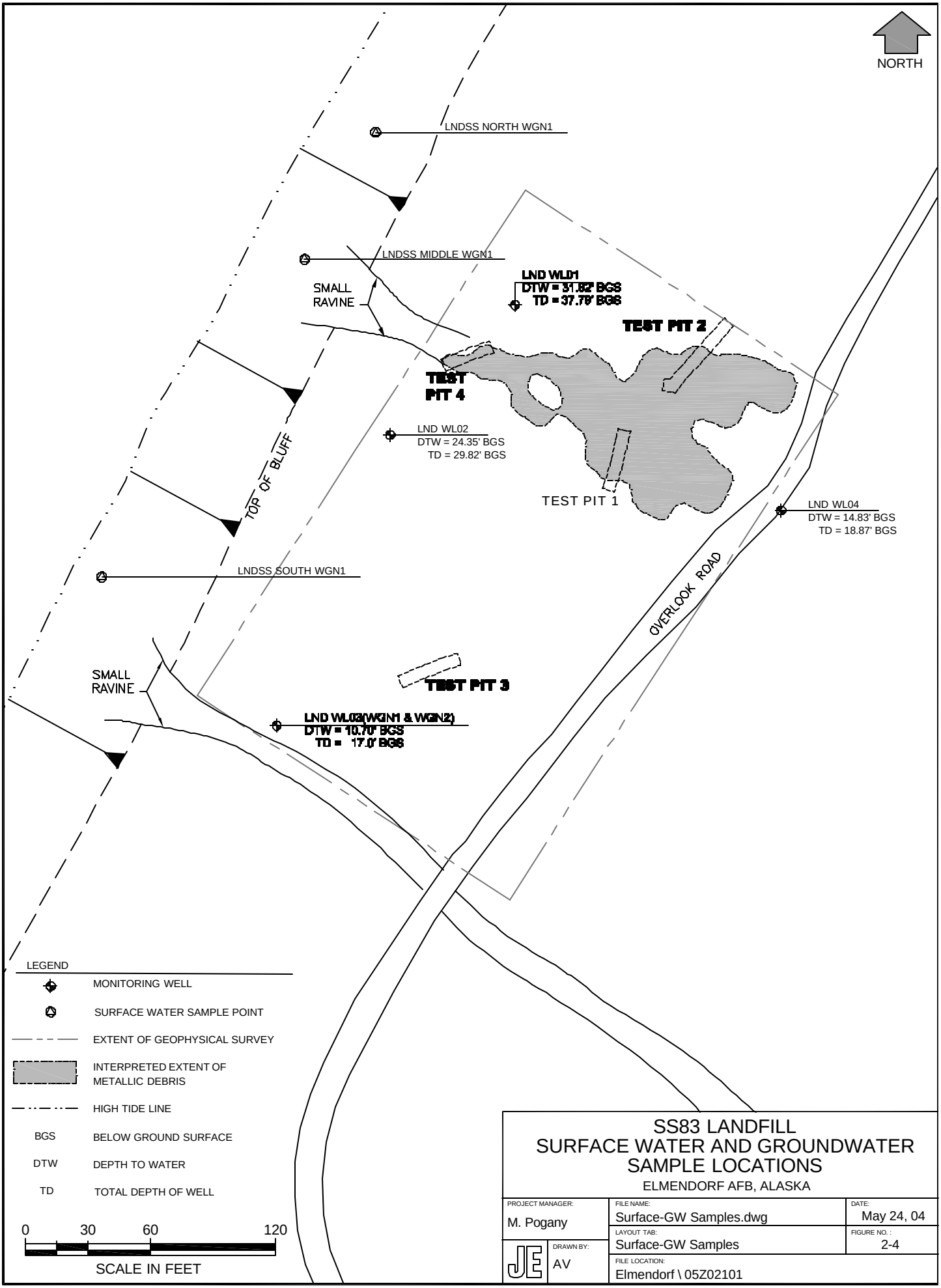
NORTH
LNDSS NORTH WGN1
LNDSS MIDDLE WGN1
SMALL RAVINE
LND WL01
DTW = 31.82' BGS
TD = 37.79' BGS
TEST PIT 2
TEST PIT 4
LND WL02
DTW = 24.35' BGS
TD = 29.82' BGS
TOP OF BLUFF
TEST PIT 1
LND WL04
DTW = 14.83' BGS
TD = 18.87' BGS
LNDSS SOUTH WGN1
OVERLOOK ROAD
SMALL RAVINE
TEST PIT 3
LND WL03(WGN1 & WGN2)
DTW = 10.70' BGS
TD = 17.0' BGS
LEGEND
MONITORING WELL
SURFACE WATER SAMPLE POINT
EXTENT OF GEOPHYSICAL SURVEY
INTERPRETED EXTENT OF METALLIC DEBRIS
HIGH TIDE LINE
BGS BELOW GROUND SURFACE
DTW DEPTH TO WATER
TD TOTAL DEPTH OF WELL
0 30 60 120
SCALE IN FEET
SS83 LANDFILL
SURFACE WATER AND GROUNDWATER SAMPLE LOCATIONS
ELMENDORF AFB, ALASKA
PROJECT MANAGER: M. Pogany
FILE NAME: Surface-GW Samples.dwg
DATE: May 24, 04
LAYOUT TAB: Surface-GW Samples
FIGURE NO. : 2-4
DRAWN BY: AV
FILE LOCATION: Elmendorf \ 05Z02101
G:\Autocad \Elmendorf \05Z02101 \Surface-Gw Samples.dwg May 26,2004 -avakarcs

At the conclusion of the 2002 field season, the available data indicated that the SS83 Landfill contained a significant quantity of metallic debris. However, the available analytical data did not reveal significant contaminant concentrations. Although this indicated that current risks posed by site contaminants are relatively low, potential future risks could not be assessed due to the potential for drums buried at the site to begin to leak. To address this data gap, four test pits were excavated at the site during the 2003 field season.

Test pit locations were selected primarily on the results of the 2002 geophysical survey. Because drums are generally constructed from steel, the magnetometer survey data was relied upon heavily in this process. Figure 2-1 shows the distribution of magnetic flux density at the site. Areas of high magnetic flux density can be associated with either:

- Small ferromagnetic objects that are close to the surface, or
- Large ferromagnetic objects that are buried well below the surface

Because the primary purpose of the test pits was to determine whether full or partially full drums were present, three of the test pits were placed radially from the primary area of metallic debris (Test Pits 1, 2, and 4 on Figure 2-3). The test pits were initiated in a debris free area and were excavated into the debris area. Test Pit 3 was selected to intercept one of the metallic anomalies further to the south. Photographs of the test pit activities are provided in Appendix A, Attachment A-1.

Buried drums were encountered in Test Pits 1, 2, and 4. Drums were found at depths as shallow as 2 feet bgs. The drums were generally crushed, and none of the drums contained liquids. No contamination was observed based on visual observation and field screening.

The white powder previously encountered during the 2000 SS83-wide EE/CA (test pit LNDTP06) was found in Test Pit 4 at 1.5 feet bgs. A sample of this material was collected for laboratory analysis (TP4SL01-01SO). During sample collection, the material effervesced when it was mixed with the sodium bisulfite preservative for volatile organic compound (VOC) analysis. Based on further analysis, the laboratory concluded that the material was calcium carbonate. Please refer to Appendix C for details.

Test pit 3 was excavated to evaluate one of the anomalies identified in the magnetometer survey. A piece of barbed wire was found near the surface in this test pit. No drums were encountered.

Detailed descriptions of each test pit are provided below.

Test Pit One

Excavation was initiated at the south end and proceeded north. One drum was encountered at the mid point of the excavation at 2 feet bgs and multiple drums were encountered in the northern end of the test pit. Drums were located near surface to 5 feet bgs. All drums were crushed and empty except for some proximal soil. Organic reddish/brown soils were encountered to 4 feet bgs, a well sorted sand layer was encountered to 11 feet, and a poorly sorted gravel layer was encountered at the total excavation depth of 12 feet bgs.

Test Pit Two

Excavation was initiated at the north end and proceeded south. Drums were encountered near the surface at the mid point of the excavation and multiple drums were encountered from approximately 5 feet bgs in the south end. Drums were crushed and empty except for some proximal soils. Organic reddish/brown soils were encountered to 2 feet bgs, a fine silt layer was encountered to 3 feet bgs, a well sorted sand layer was encountered to 10 feet bgs, and poorly sorted gravel and rounded rock was encountered to 12 feet bgs. Groundwater was encountered at the bottom of the excavation at 12 feet bgs. Gravel at the smear zone had a reddish tint.

Test Pit Three

Excavation was initiated at the south end and proceeded north. No drums were observed in the test pit. Organic reddish/brown soils were encountered to 6 feet bgs, a well sorted sand layer was encountered to 8', and poorly sorted gravel was encountered to the total excavation depth of 12 feet bgs.

Test Pit Four

Excavation was initiated at the south end and proceeded north. One drum was encountered in the southern end at 1.5 feet bgs. The white powder, chalk like material, was observed near the midpoint of the excavation in the western sidewall at 2 feet bgs. Wood debris, canvas tent materials, drums, corrugated sheet metal roofing, and multiple drums were encountered in the northern end of the test pit. Drums were crushed and empty except for one drum that contained sand. Organic soils were encountered to 3 feet bgs and poorly sorted gravel was encountered to the total excavation depth of 12 feet bgs.

(intentionally blank)

3.0 ANALYTICAL DATA

This section summarizes all analytical data for the SS83 Landfill and is subdivided into the following subsections:

- Soil data
- Groundwater data
- Surface water data
- Sediment data

The data was evaluated for usability and to ensure compliance with the Sampling and Analysis Plan. The data quality assessment review reports are provided in Attachments A-2 (2002 data) and A-3 (2003 data).

3.1 SOIL DATA

Soil samples were collected in 2000, 2002, and 2003.

Analytical results for each of the soil samples were compared to EPA Region 9 PRGs and ADEC Method Two cleanup levels for the under 40 inch zone. For Method Two cleanup levels, the most stringent of the ingestion, inhalation, and migration to groundwater standards was used. The concentrations of inorganic compounds were also compared to background concentrations.

3.1.1 2000 Test Pit and Surface Soil Data

During the SS83-wide EE/CA, two soil samples were collected. The first was collected from test pit LNDTP06; the second was a surface soil sample collected from the face of the bluff. Sample locations are shown on Figure 1-4.

As part of the SS83-wide EE/CA, six test pits were dug at the landfill. Soil samples were collected from each of the test pits and field screened. An analytical sample was submitted from sample location LNDTP06SO5.0, which had the highest screening result. Test pit LNDTP06 was located in the northern ravine at 5 feet bgs, and the sample was analyzed for gasoline-range organics (GRO), diesel-range organics (DRO), residual-range organics (RRO), and benzene, toluene, ethylbenzene, and xylenes (BTEX). GRO, DRO, and BTEX

were not detected above their laboratory reporting limits. RRO was detected at a concentration of 48.3 milligrams per kilogram (mg/kg), below the 18 Alaska Administrative Code (AAC) 75.341 ADEC Method Two cleanup level (Table B2, under 40 inch zone, ingestion, 10,000 mg/kg).

The surface soil sample was collected from the bluff face, just north of the northern ravine. The sample, LNDSL01SO12.0, was analyzed for GRO, DRO, RRO, and BTEX. GRO and BTEX results were not detected above laboratory reporting limits. Results for DRO (237 mg/kg) and RRO (63.4 mg/kg) were below the 18 AAC 75.341 ADEC Method Two cleanup levels (Table B2; under 40 inch zone; for DRO: migration to groundwater, 250 mg/kg; for RRO: ingestion, 10,000 mg/kg).

3.1.2 2002 Soil Boring Data

Two soil samples were collected from each of the four soil borings advanced in 2002 (Figure 2-3). A duplicate sample was also collected from borehole LNDBH03. Samples were analyzed for GRO, DRO, RRO, VOCs, semi-volatile organic compounds (SVOCs), polycyclic aromatic hydrocarbons (PAHs), polychlorinated biphenyls (PCBs), eight RCRA metals, pesticides, and herbicides. One sample from each borehole was also analyzed for total organic carbon (TOC).

Measured concentrations of all detected analytes are presented in Table 3-1. All results were below both EPA Region 9 PRGs and 18 AAC 75.341 ADEC Method Two cleanup levels with two exceptions: arsenic and chromium (Table B1; under 40 inch zone; migration to groundwater, 2 mg/kg for arsenic; 26 mg/kg for arsenic). Methylene chloride was also detected above the 18 AAC 75.341 ADEC Method Two cleanup level (Table B1; under 40 inch zone; migration to groundwater, 0.015 mg/kg), but was also detected in the trip blanks and is attributed to laboratory contamination.

Arsenic was detected at a maximum concentration of 11.3 mg/kg, greater than the EPA Region 9 PRG (0.39 mg/kg) and the 18 AAC 75.341 ADEC Method Two cleanup level (Table B1; under 40 inch zone; migration to groundwater, 2 mg/kg). The maximum detected concentration was also above background levels for samples collected deeper than 3 feet bgs (9.24 mg/kg). Arsenic concentrations in subsurface soil are further evaluated in Section 4.

TABLE 3-1
ELMENDORF SS83
SOIL BORINGS

				Location	LNDBH01 - Soil Boring 1		LNDBH01 - Soil Boring 1		LNDBH02 - Soil Boring 2		LNDBH02 - Soil Boring 2		LNDBH03 - Soil Boring 3		LNDBH03 - Soil Boring 3 (Duplicate of LNDBH03SO15-17N1)		LNDBH03 - Soil Boring 3		LNDBH04 - Soil Boring 4		LNDBH04 - Soil Boring 4		Trip Blank		Trip Blank	
				Sample ID	LNDBH010SO0.0N1		LNDBH010SO35.0N1		LNDBH02SO24.0N1		LNDBH02SO5.0N1		LNDBH03SO15-17N1		LNDBH03SO15-17N2		LNDBH03SO5-7N1		LNDBH04SO10-12N1		LNDBH04SO5-7N1		TB_HC4		LNDBH03SOTB	
				Date Collected	9/4/02		9/4/02		9/5/02		9/5/02		9/9/02		9/9/02		9/9/02		9/9/02		9/9/02		9/4/02		9/9/02	
				Depth bgs	0 - 2 feet bgs		35 - 37 feet bgs		24 - 26 feet bgs		5 - 7 feet bgs		15 - 17 feet bgs		15 - 17 feet bgs		5 - 7 feet bgs		10 - 12 feet bgs		5 - 7 feet bgs		NA		NA	
			Screening Criteria																							
Analyte	**Method**	**Units**	**ADEC**	**EPA R9**																						
Total Solids	A2540G	PERCENT			95.4	[0]	93.3	[0]	92.7	[0]	88.6	[0]	92.1	[0]	92.9	[0]	89.3	[0]	92.9	[0]	75.5	[0]	100	[0]	100	[0]
Gasoline Range Organics	AK101E	mg/kg	300		ND	[2.19]	ND	[1.9]	ND	[2.45]	ND	[3.32]	ND	[3.69] UJ-P	ND	[2.29]	ND	[2.46]	0.935	[2.45] UBRL	ND	[3.38]	ND	[2.53]	ND	[2.61]
Diesel Range Organics	AK102E	mg/kg	250		2.9	[20.8] F	5.88	[21.4] F	3.34	[21.5] F	9.47	[22.4] F	4.19	[20.7] F	3.89	[21.5] F	3.88	[22.2] F	3.63	[21.4] F	3.54	[26.3] F	-	-	-	-
Residual Range Organics	AK102E	mg/kg	10000		ND	[20.8]	8.86	[21.4] F	ND	[21.5]	34.8	[22.4]	6.52	[20.7] F	ND	[21.5]	24.2	[22.2]	ND	[21.4]	ND	[26.3]	-	-	-	-
Total Organic Carbon (TOC)	E415.2	mg/kg			1743	[618] J-C	-	-	3115	[589] J-C	-	-	5429	[1060] J-C	-	-	-	-	2232	[646] J-C	-	-	-	-	-	-
Benzo(g,h,i)perylene	PAHSIM	mg/kg		1500	ND	[0.00522]	0.00201	[0.00535] F	ND	[0.00539]	ND	[0.00563]	ND	[0.00528]	ND	[0.00524]	ND	[0.00569]	ND	[0.00522]	ND	[0.00654]	-	-	-	-
Chrysene	PAHSIM	mg/kg	62	620	ND	[0.00522]	0.00263	[0.00535] F	ND	[0.00539]	ND	[0.00563]	ND	[0.00528]	ND	[0.00524]	ND	[0.00569]	ND	[0.00522]	ND	[0.00654]	-	-	-	-
Fluoranthene	PAHSIM	mg/kg	2300	2100	ND	[0.00522]	0.00223	[0.00535] F	ND	[0.00539]	ND	[0.00563]	ND	[0.00528]	ND	[0.00524]	ND	[0.00569]	ND	[0.00522]	ND	[0.00654]	-	-	-	-
Naphthalene	PAHSIM	mg/kg	56	43	ND	[0.00522]	0.00408	[0.00535] F	0.00171	[0.00539] F	0.00431	[0.00563] F	0.00182	[0.00528] F	0.00165	[0.00524] F	ND	[0.00569]	ND	[0.00522]	ND	[0.00654]	-	-	-	-
Phenanthrene	PAHSIM	mg/kg		4300	ND	[0.00522]	0.0103	[0.00535]	0.00464	[0.00539] F	ND	[0.00563]	0.0042	[0.00528] F	0.00362	[0.00524] F	ND	[0.00569]	ND	[0.00522]	ND	[0.00654]	-	-	-	-
Pyrene	PAHSIM	mg/kg	2300	1500	ND	[0.00522]	0.0029	[0.00535] F	ND	[0.00539]	ND	[0.00563]	ND	[0.00528]	ND	[0.00524]	ND	[0.00569]	ND	[0.00522]	ND	[0.00654]	-	-	-	-
Arsenic	SW6020	mg/kg	2	0.39	4.8	[1.03]	4.69	[1.01]	4.63	[1.03]	5.34	[1.13]	4.4	[1.06]	11.3	[1.05]	8.73	[1.11]	1.81	[1.06]	9.06	[1.32]	-	-	-	-
Barium	SW6020	mg/kg	1100	5400	29.3	[0.517]	54.6	[0.503]	45.2	[0.514]	47.9	[0.563]	45.7	[0.531]	71.5	[0.525]	36.3	[0.557]	38.5	[0.529]	212	[0.661]	-	-	-	-
Cadmium	SW6020	mg/kg	5	37	ND	[0.207]	0.0942	[0.201] F	ND	[0.206]	ND	[0.225]	0.0696	[0.212] F	0.111	[0.21] F	0.0734	[0.223] F	ND	[0.212]	0.113	[0.264] F	-	-	-	-
Chromium	SW6020	mg/kg	26	30	39.9	[1.03]	30.3	[1.01] J-C	20	[1.03] J-C	24.2	[1.13] J-C	22.3	[1.06]	38.3	[1.05]	41.6	[1.11]	43.5	[1.06]	52.2	[1.32]	-	-	-	-
Lead	SW6020	mg/kg	400	400	3.53	[0.207]	3.8	[0.201]	3.64	[0.206]	4.43	[0.225]	4.05	[0.212]	10.2	[0.21]	4.81	[0.223]	3.72	[0.212]	12.5	[0.264]	-	-	-	-
Selenium	SW6020	mg/kg	3.5	390	ND	[1.03]	ND	[1.01]	ND	[1.03]	ND	[1.13]	ND	[1.06]	0.417	[1.05] F	ND	[1.11]	ND	[1.06]	0.454	[1.32] F	-	-	-	-
Silver	SW6020	mg/kg	21	390	0.0431	[0.103] F	0.0591	[0.101] F	0.0541	[0.103] F	0.0473	[0.113] F	0.047	[0.106] F	0.0987	[0.105] F	0.0504	[0.111] F	0.0335	[0.106] F	0.123	[0.132] F	-	-	-	-
Mercury	SW7471A	mg/kg	1.4	23	0.0457	[0.043]	0.0549	[0.044]	0.0455	[0.048] F	0.0361	[0.0423] F	0.0923	[0.0491]	0.0625	[0.0375]	0.0741	[0.0447]	0.0344	[0.0433] F	0.126	[0.0478]	-	-	-	-
4,4'-DDD	SW8081A	mg/kg	35	2.4	ND	[0.0021]	ND	[0.0021]	ND	[0.0021]	0.0063	[0.0023]	ND	[0.0022] UJ-C	ND	[0.0021] UJ-C	ND	[0.0022] UJ-C	ND	[0.0021] UJ-C	ND	[0.0026] UJ-	-	-	-	-
4,4'-DDE	SW8081A	mg/kg	24	1.7	ND	[0.0021]	ND	[0.0021]	ND	[0.0021]	0.0061	[0.0023]	ND	[0.0022]	ND	[0.0021]	ND	[0.0022]	ND	[0.0021]	ND	[0.0026]	-	-	-	-
4,4'-DDT	SW8081A	mg/kg	24	1.7	ND	[0.0021]	ND	[0.0021]	ND	[0.0021]	0.0187	[0.0023]	ND	[0.0022]	ND	[0.0021]	ND	[0.0022]	ND	[0.0021]	ND	[0.0026]	-	-	-	-
Dalapon	SW8151A	mg/kg		1800	ND	[0.0016]	4.2	[0.0016]	ND	[0.0016]	ND	[0.0016]	ND	[0.0016]	ND	[0.0016]	ND	[0.0016]	ND	[0.0016]	ND	[0.0016]	-	-	-	-
1-Chlorohexane	SW8260B	mg/kg			ND	[0.0219]	ND	[0.019]	0.0196	[0.0245] F	0.0282	[0.0344] F	ND	[0.0369] R-P	ND	[0.0031]	ND	[0.0046]	ND	[0.0245]	ND	[0.0099]	ND	[0.0253]	ND	[0.005]
2-Butanone	SW8260B	mg/kg	60	7300	ND	[0.219]	0.0135	[0.19] F	ND	[0.245]	0.0224	[0.344] F	ND	[0.369] R-P	ND	[0.0125]	ND	[0.0183]	ND	[0.245] R-C	ND	[0.0396]	0.0307	[0.253] F	ND	[0.02]
2-Chloroethyl vinyl ether	SW8260B	mg/kg			ND	[0.219]	ND	[0.19]	ND	[0.245]	ND	[0.344]	ND	[0.369] R-P	-	-	-	-	ND	[0.245]	-	-	ND	[0.253]	-	-
Acetone	SW8260B	mg/kg	10	1600	ND	[0.876]	ND	[0.759]	ND	[0.981]	ND	[1.38]	ND	[1.48] R-P	0.0132	[0.0314]	0.0258	[0.0458] UBRL	ND	[0.981] R-C	0.105	[0.0989]	ND	[1.01]	0.009	[0.0501] F
Bromoform	SW8260B	mg/kg	0.38	62	ND	[0.0219]	ND	[0.019]	ND	[0.0245]	ND	[0.0344]	ND	[0.0369] R-P	ND	[0.0031]	ND	[0.0046]	ND	[0.0245]	ND	[0.0099]	ND	[0.0253]	0.0024	[0.005] F
Carbon disulfide	SW8260B	mg/kg			ND	[0.0876]	ND	[0.0759]	ND	[0.0981]	ND	[0.138]	ND	[0.148] R-P	ND	[0.0063]	0.0117	[0.0092] J-M	ND	[0.0981]	ND	[0.0198]	ND	[0.101]	ND	[0.01]
Methylene chloride	SW8260B	mg/kg	0.015	8.9	0.0457	[0.0876] UBRL	0.0401	[0.0759]	0.0581	[0.0981] UBRL	0.0709	[0.138] UBRL	ND	[0.148] R-P	0.0018	[0.0031]	0.0063	[0.0046] UBRL,	0.127	[0.0981] UBRL	0.0108	[0.0099]	0.0466	[0.101] F	0.0088	[0.005]
Naphthalene	SW8260B	mg/kg	43		0.0307	[0.0438] UBRL	0.0177	[0.038] UBRL	0.027	[0.049] F	0.0454	[0.0688] F	0.0388	[0.0739] R-P	ND	[0.0031]	ND	[0.0046]	ND	[0.0491]	ND	[0.0099]	0.0345	[0.0507] F	ND	[0.005]
Toluene	SW8260B	mg/kg	5.4	520	ND	[0.0438]	ND	[0.038]	ND	[0.049]	ND	[0.0688]	0.0373	[0.0739] R-P	ND	[0.0031]	ND	[0.0046]	ND	[0.0491]	ND	[0.0099]	ND	[0.0507]	ND	[0.005]
Xylene, isomers m & p	SW8260B	mg/kg	78	210	ND	[0.0438]	ND	[0.038]	ND	[0.049]	ND	[0.0688]	0.0236	[0.0739] R-P	ND	[0.0031]	ND	[0.0046]	ND	[0.0491]	ND	[0.0099]	ND	[0.0507]	ND	[0.005]

Notes:
See Text for validation qualification information
ND - not detected
[ ] - laboratory reporting limit
"-" - sample not analyzed by this method
For definitions, see acronyms and abbreviations list.

(intentionally blank)

Chromium was detected at a maximum concentration of 52.2 mg/kg, less than the EPA Region 9 PRG (210 mg/kg), but above the 18 AAC 75.341 ADEC Method Two cleanup level (Table B1; under 40 inch zone; migration to groundwater, 26 mg/kg). However, all chromium results were below background levels (48.4 mg/kg for 0 to 0.5 feet bgs and 76.1 mg/kg for deeper than 3 feet bgs). Since all results were below background levels, chromium concentrations in subsurface soil are not evaluated further.

3.1.3 2003 Soil Test Pit Data

During the 2003 field season, four test pits were excavated within the SS83 Landfill. A total of 17 soil samples were collected, with between two and six soil samples collected from each test pit. Samples were analyzed for GRO, DRO, RRO, PAHs, RCRA metals, pesticides, PCBs, VOCs, and SVOCs. Five samples were also analyzed for herbicides.

The measured concentrations of all detected analytes are presented in Table 3-2. All analytes were below both EPA Region 9 PRGs and 18 AAC 75.341 ADEC Method Two cleanup levels, with the exception of arsenic and chromium.

The maximum detected arsenic concentration was 10.9 mg/kg from a sample collected at 12 feet bgs. This concentration is above both the EPA Region 9 PRG (0.39 mg/kg) and the 18 AAC 75.341 ADEC Method Two cleanup level (Table B1; under 40 inch zone; migration to groundwater, 2 mg/kg). The maximum detected arsenic concentration was also above the reported background concentration (9.24 mg/kg for over 3 feet bgs). Arsenic concentrations in subsurface soil are further evaluated in Section 4.

Chromium was detected at a maximum concentration of 43.6B mg/kg (B denotes that the analyte was found in an associated blank, as well as in the sample), which is below the EPA Region 9 PRG (210 mg/kg), but above the 18 AAC 75.341 ADEC Method Two cleanup level (Table B1; under 40 inch zone; migration to groundwater, 26 mg/kg). All detected concentrations of chromium were below background levels (54.4 mg/kg for 0.5 to 3 feet bgs and 76.1 mg/kg for over 3 feet bgs). Since all results were below background levels, chromium concentrations in subsurface soil are not evaluated further.

3.2 GROUNDWATER DATA

In 2002, groundwater samples were collected from the four monitoring wells at the site (Figure 2-4). Samples were analyzed for GRO, DRO, RRO, PAHs, pesticides, herbicides, PCBs, VOCs, SVOCs, and the eight RCRA metals. The samples were also analyzed for monitored natural attenuation parameters: ethane, ethene, methane, and chloride. All detected analytes are presented in Table 3-3.

Groundwater analytical results were compared to federal Maximum Contaminant Levels (MCLs) and ADEC groundwater standards from 18 AAC 75, Table C. All results were below these standards with the following exceptions: arsenic, chromium, and lead.

Arsenic was detected at a maximum concentration of 33.1 micrograms per liter (µg/L), greater than the MCL (5 µg/L) but below the 18 AAC 75 Table C value (50 µg/L). The maximum arsenic concentration was well below the arsenic background UTL (130 µg/L). Since all results were below background levels, arsenic concentrations in groundwater are not evaluated further.

Chromium was detected at a maximum concentration of 135 µg/L, greater than the MCL (100 µg/L) and the 18 AAC 75 Table C value (100 µg/L). The maximum chromium concentration was well below the chromium background UTL (350 µg/L). Since all results were below background levels, chromium concentrations in groundwater are not evaluated further.

Lead was detected at a maximum concentration of 20.3 µg/L, greater than the MCL (15 µg/L) and the 18 AAC 75 Table C value (15 µg/L). The maximum lead concentration was well below the lead background UTL (300 µg/L) and below the lead background mean (28.3 µg/L). Since all results were below background levels, lead concentrations in groundwater are not evaluated further.

With the exception of chloride, none of the natural attenuation parameters was detected. Chloride was detected at concentrations ranging from 3.38 milligrams per liter (mg/L) to 6.41 mg/L, indicating that the aquifer has not been impacted by salt-water intrusion.

TABLE 3-2
ELMENDORF SS83
TEST PITS

				Location	TP1 - Test Pit 1		TP1 - Test Pit 1 (Duplicate of TP1SL03)		TP1 - Test Pit 1		TP1 - Test Pit 1		TP1 - Test Pit 1		TP2 - Test Pit 2		TP2 - Test Pit 2		TP2 - Test Pit 2	
				Sample ID	JE03ELMTP1SL01-01SO		JE03ELMTP1SL02-01SO		JE03ELMTP1SL03-01SO		JE03ELMTP1SL04-01SO		JE03ELMTP1SL05-01SO		JE03ELMTP2SL01-01SO		JE03ELMTP2SL02-01SO		JE03ELMTP2SL03-01SO	
				Date Collected	7/14/03		7/14/03		7/14/03		7/14/03		7/14/03		7/14/03		7/14/03		7/14/03	
				Depth bgs	5 feet bgs		8 feet bgs		8 feet bgs		12 feet bgs		12 feet bgs		5 feet bgs		8 feet bgs		12 feet bgs	
			Screening Criteria																	
Analyte	**Method**	**Units**	**ADEC**	**EPA R9**																
Total Solids	A2540G	PERCENT			93.3	[0]	96.1	[0]	96	[0]	95	[0]	92.9	[0]	93.7	[0]	95.4	[0]	93.1	[0]
Diesel Range Organics	AK102	mg/kg	250		6.78	[21.4] UBRL	6.23	[20.6] UBRL	6.32	[20.8] UBRL	6.48	[21.2] UBRL	6.26	[21.3] UBRL	6.57	[21] UBRL	6.13	[20.5] UBRL	7.01	[21.2] UBRL
Residual Range Organics	AK103	mg/kg	10000		ND	[21.4]	ND	[20.6]	ND	[20.8]	ND	[21.2]	ND	[21.3]	ND	[21]	ND	[20.5]	ND	[21.2]
Benzo(a)anthracene	PAHSIM	mg/kg	0.62	6	ND	[0.00547]	ND	[0.0054]	ND	[0.00519]	ND	[0.00517]	ND	[0.00536]	ND	[0.00541]	ND	[0.0053]	ND	[0.00522]
Benzo(a)pyrene	PAHSIM	mg/kg	0.062	1	ND	[0.00547]	ND	[0.0054]	ND	[0.00519]	ND	[0.00517]	ND	[0.00536]	ND	[0.00541]	ND	[0.0053]	ND	[0.00522]
Benzo(b)fluoranthene	PAHSIM	mg/kg	0.62	11	ND	[0.00547]	ND	[0.0054]	ND	[0.00519]	ND	[0.00517]	ND	[0.00536]	ND	[0.00541]	ND	[0.0053]	ND	[0.00522]
Benzo(g,h,i)perylene	PAHSIM	mg/kg		1500	ND	[0.00547]	ND	[0.0054]	ND	[0.00519]	ND	[0.00517]	ND	[0.00536]	ND	[0.00541]	ND	[0.0053]	ND	[0.00522]
Chrysene	PAHSIM	mg/kg	62	620	ND	[0.00547]	ND	[0.0054]	ND	[0.00519]	ND	[0.00517]	ND	[0.00536]	ND	[0.00541]	ND	[0.0053]	ND	[0.00522]
Dibenzo(a,h)anthracene	PAHSIM	mg/kg	0.062	1	ND	[0.00547]	ND	[0.0054]	ND	[0.00519]	ND	[0.00517]	ND	[0.00536]	ND	[0.00541]	ND	[0.0053]	ND	[0.00522]
Fluoranthene	PAHSIM	mg/kg	2300	2100	ND	[0.00547]	ND	[0.0054]	ND	[0.00519]	ND	[0.00517]	ND	[0.00536]	ND	[0.00541]	ND	[0.0053]	ND	[0.00522]
Indeno(1,2,3-cd)pyrene	PAHSIM	mg/kg	0.62	11	ND	[0.00547]	ND	[0.0054]	ND	[0.00519]	ND	[0.00517]	ND	[0.00536]	ND	[0.00541]	ND	[0.0053]	ND	[0.00522]
Phenanthrene	PAHSIM	mg/kg		4300	ND	[0.00547]	ND	[0.0054]	ND	[0.00519]	ND	[0.00517]	ND	[0.00536]	ND	[0.00541]	ND	[0.0053]	ND	[0.00522]
Pyrene	PAHSIM	mg/kg	2300	1500	ND	[0.00547]	ND	[0.0054]	ND	[0.00519]	ND	[0.00517]	ND	[0.00536]	ND	[0.00541]	ND	[0.0053]	ND	[0.00522]
Arsenic	SW6020	mg/kg	2	0.39	3.29	[1.88]	3.58	[1.83]	3.96	[1.83]	5.88	[1.84]	2.69	[1.85]	4.1	[1.83]	4.12	[1.82]	9.27	[1.87]
Barium	SW6020	mg/kg	1100	5400	43.8	[0.313]	30.8	[0.306]	33.9	[0.305]	28	[0.307]	35.8	[0.308]	40.7	[0.305]	24.1	[0.303]	32.4	[0.311]
Cadmium	SW6020	mg/kg	5	37	0.092	[0.208] F	0.077	[0.204] F	0.095	[0.203] F	0.071	[0.205] F	ND	[0.205]	0.076	[0.203] F	0.068	[0.202] F	0.108	[0.207] F
Chromium	SW6020	mg/kg	26	30	43.6	[0.417] ,	35.1	[0.408] ,	32.9	[0.406] ,	21.2	[0.409] ,	27.2	[0.41] ,	33.8	[0.406] ,	20.5	[0.404] ,	19.8	[0.415] ,
Lead	SW6020	mg/kg	400	400	5.02	[0.208]	3.82	[0.204]	4.05	[0.203]	4.68	[0.205]	3.82	[0.205]	5.42	[0.203]	4.41	[0.202]	4.26	[0.207]
Selenium	SW6020	mg/kg	3.5	390	0.404	[0.521] F	0.276	[0.509] F	0.251	[0.508] F	0.17	[0.512] F	0.223	[0.513] F	0.314	[0.508] F	0.201	[0.505] F	0.341	[0.518] F
Silver	SW6020	mg/kg	21	390	0.095	[0.104] F	0.078	[0.102] F	0.078	[0.102] F	0.086	[0.102] F	0.06	[0.103] F	0.072	[0.102] F	0.077	[0.101] F	0.082	[0.104] F
Mercury	SW7471A	mg/kg	1.4	23	0.056	[0.0426]	0.062	[0.0393]	0.058	[0.0393]	0.079	[0.0415]	0.055	[0.0416]	0.044	[0.0409]	0.065	[0.0407]	0.079	[0.0402]
4,4'-DDD	SW8081A	mg/kg	35	2.4	0.001	[0.0021] F	ND	[0.0021]	ND	[0.0021]	ND	[0.0021]	ND	[0.0021]	ND	[0.0022]	ND	[0.0021]	ND	[0.0023]
4,4'-DDE	SW8081A	mg/kg	24	1.7	0.001	[0.0021] F	ND	[0.0021]	ND	[0.0021]	ND	[0.0021]	ND	[0.0021]	ND	[0.0022]	ND	[0.0021]	ND	[0.0023]
4,4'-DDT	SW8081A	mg/kg	24	1.7	0.01	[0.0021]	ND	[0.0021]	ND	[0.0021]	ND	[0.0021]	ND	[0.0021]	ND	[0.0022]	ND	[0.0021]	ND	[0.0023]
2-Butanone	SW8260B	mg/kg	60	7300	-	-	-	-	-	-	-	-	-	-	-	-	-	-	-	-
2-Chloroethyl vinyl ether	SW8260B	mg/kg			-	-	-	-	-	-	-	-	-	-	-	-	-	-	-	-
2-Hexanone	SW8260B	mg/kg			-	-	-	-	-	-	-	-	-	-	-	-	-	-	-	-
Acetone	SW8260B	mg/kg	10	1600	-	-	0.04	[0.0378] F, J-T	0.018	[0.0293] F, J-T	-	-	-	-	-	-	0.039	[0.0206] F, J-T	-	-
Carbon disulfide	SW8260B	mg/kg			-	-	ND	[0.0076] UJ-TE	ND	[0.0059] UJ-TE	-	-	-	-	-	-	0.001	[0.0041] F, J-T	-	-
Benzene	SW8260B	mg/kg	0.02	0.65	-	-	ND	[0.0015] UJ-TE	ND	[0.0012] UJ-TE	-	-	-	-	-	-	ND	[0.0008] UJ-TE	-	-
Methylene chloride	SW8260B	mg/kg	0.015	8.9	-	-	ND	[0.0038] UJ-TE	ND	[0.0029] UJ-TE	-	-	-	-	-	-	ND	[0.0021] UJ-TE	-	-

Notes:
See text for validation qualification information
ND - not detected
[ ] - laboratory reporting limit
"-" - sample not analyzed by this method
For definitions, see acronyms and abbreviations list.

(intentionally blank)

TABLE 3-2
ELMENDORF SS83
TEST PITS

				Location	TP2 - Test Pit 2		TP3 - Test Pit 3		TP3 - Test Pit 3		TP4 - Test Pit 4 (White Powder)		TP4 - Test Pit 4		TP4 - Test Pit 4 (Duplicate of TP4SL04)		TP4 - Test Pit 4		TP4 - Test Pit 4	
				Sample ID	JE03ELMTP2SL04-01SO		JE03ELMTP3SL01-01SO		JE03ELMTP3SL02-01SO		JE03ELMTP4SL01-01SO		JE03ELMTP4SL02-01SO		JE03ELMTP4SL03-01SO		JE03ELMTP4SL04-01SO		JE03ELMTP4SL05-01SO	
				Date Collected	7/14/03		7/15/03		7/15/03		7/15/03		7/15/03		7/15/03		7/15/03		7/15/03	
				Depth bgs	12 feet bgs		1.5 feet bgs		5 feet bgs		1.5 feet bgs		10 - 12 feet bgs		5 feet bgs		5 feet bgs		8 feet bgs	
			Screening Criteria																	
Analyte	**Method**	**Units**	**ADEC**	**EPA R9**																
Total Solids	A2540G	PERCENT			94.7	[0]	96.7	[0]	90.1	[0]	95.3	[0]	97.3	[0]	89.1	[0]	87.9	[0]	77.6	[0]
Diesel Range Organics	AK102	mg/kg	250		6.39	[21] UBRL	4.19	[21.3] F	4.18	[21.9] F	10.5	[22.5] F	3.42	[20.3] F	104	[115] F	41	[110] F	22.5	[25.8] F
Residual Range Organics	AK103	mg/kg	10000		ND	[21]	9.54	[21.3] UBRL	14.7	[21.9] UBRL	20.9	[22.5] UBRL	8.01	[20.3] UBRL	814	[115]	204	[110]	83.2	[25.8] UBRL
Benzo(a)anthracene	PAHSIM	mg/kg	0.62	6	ND	[0.00503]	ND	[0.00538]	ND	[0.0055]	ND	[0.0529]	ND	[0.00532]	ND	[0.0546]	ND	[0.0583]	0.0119	[0.00655]
Benzo(a)pyrene	PAHSIM	mg/kg	0.062	1	ND	[0.00503]	ND	[0.00538]	ND	[0.0055]	ND	[0.0529]	ND	[0.00532]	ND	[0.0546]	ND	[0.0583]	0.0145	[0.00655]
Benzo(b)fluoranthene	PAHSIM	mg/kg	0.62	11	ND	[0.00503]	ND	[0.00538]	ND	[0.0055]	ND	[0.0529]	ND	[0.00532]	ND	[0.0546]	ND	[0.0583]	0.0231	[0.00655]
Benzo(g,h,i)perylene	PAHSIM	mg/kg		1500	ND	[0.00503]	ND	[0.00538]	ND	[0.0055]	ND	[0.0529]	ND	[0.00532]	ND	[0.0546]	ND	[0.0583]	0.00613	[0.00655] F
Chrysene	PAHSIM	mg/kg	62	620	ND	[0.00503]	ND	[0.00538]	ND	[0.0055]	ND	[0.0529]	ND	[0.00532]	ND	[0.0546]	ND	[0.0583]	0.0153	[0.00655]
Dibenzo(a,h)anthracene	PAHSIM	mg/kg	0.062	1	ND	[0.00503]	ND	[0.00538]	ND	[0.0055]	ND	[0.0529]	ND	[0.00532]	ND	[0.0546]	ND	[0.0583]	0.00199	[0.00655] F
Fluoranthene	PAHSIM	mg/kg	2300	2100	ND	[0.00503]	ND	[0.00538]	ND	[0.0055]	ND	[0.0529]	ND	[0.00532]	ND	[0.0546]	ND	[0.0583]	0.0176	[0.00655]
Indeno(1,2,3-cd)pyrene	PAHSIM	mg/kg	0.62	11	ND	[0.00503]	ND	[0.00538]	ND	[0.0055]	ND	[0.0529]	ND	[0.00532]	ND	[0.0546]	ND	[0.0583]	0.00622	[0.00655] F
Phenanthrene	PAHSIM	mg/kg		4300	ND	[0.00503]	ND	[0.00538]	ND	[0.0055]	ND	[0.0529]	ND	[0.00532]	ND	[0.0546]	ND	[0.0583]	0.0068	[0.00655]
Pyrene	PAHSIM	mg/kg	2300	1500	ND	[0.00503]	ND	[0.00538]	ND	[0.0055]	ND	[0.0529]	ND	[0.00532]	ND	[0.0546]	ND	[0.0583]	0.0195	[0.00655]
Arsenic	SW6020	mg/kg	2	0.39	10.9	[1.83]	5.84	[1.8]	5.57	[1.95]	5.37	[1.85]	3.06	[1.81]	4.56	[1.99]	5.17	[1.98]	4.93	[2.21]
Barium	SW6020	mg/kg	1100	5400	29.4	[0.305]	41.6	[0.3]	72.6	[0.324]	52.9	[0.308]	29.4	[0.302]	57.6	[0.332]	53.2	[0.33]	84.5	[0.368]
Cadmium	SW6020	mg/kg	5	37	0.134	[0.203] F	0.15	[0.2] F	0.111	[0.216] F	0.096	[0.205] F	ND	[0.201]	0.122	[0.222] F	0.128	[0.22] F	0.104	[0.246] F
Chromium	SW6020	mg/kg	26	30	36.4	[0.406] ,	29.7	[0.4]	43.3	[0.432]	34.2	[0.41]	27	[0.403]	32.6	[0.443]	28.3	[0.44]	29.9	[0.491]
Lead	SW6020	mg/kg	400	400	3.8	[0.203]	5.82	[0.2]	5.61	[0.216]	5.66	[0.205]	3.69	[0.201]	6.88	[0.222]	6.39	[0.22]	5.75	[0.246]
Selenium	SW6020	mg/kg	3.5	390	0.157	[0.508] F	1.05	[0.5]	0.631	[0.54]	0.345	[0.513] F	0.248	[0.503] F	0.376	[0.554] F	0.389	[0.549] F	0.509	[0.614] F
Silver	SW6020	mg/kg	21	390	0.063	[0.102] F	0.083	[0.0999] F	0.075	[0.108] F	0.054	[0.103] F	0.041	[0.101] F	0.064	[0.111] F	0.057	[0.11] F	0.072	[0.123] F
Mercury	SW7471A	mg/kg	1.4	23	0.053	[0.0412]	0.113	[0.04]	0.114	[0.0431]	0.048	[0.0399]	0.048	[0.0395]	0.044	[0.0432]	0.052	[0.0425]	0.094	[0.0505]
4,4'-DDD	SW8081A	mg/kg	35	2.4	ND	[0.002]	ND	[0.0025]	ND	[0.0022]	ND	[0.011]	ND	[0.0022]	ND	[0.22] UJ-M	ND	[0.23] J-M	0.002	[0.0043] F
4,4'-DDE	SW8081A	mg/kg	24	1.7	ND	[0.002]	ND	[0.0025]	ND	[0.0022]	0.004	[0.011] F	ND	[0.0022] UJ-M	ND	[0.22] UJ-M	ND	[0.23] J-M	0.005	[0.0043]
4,4'-DDT	SW8081A	mg/kg	24	1.7	ND	[0.002]	ND	[0.0025]	ND	[0.0022]	0.029	[0.011]	ND	[0.0022] UJ-M	ND	[0.22] UJ-M	ND	[0.23] J-M	0.019	[0.0043]
2-Butanone	SW8260B	mg/kg	60	7300	-	-	-	-	-	-	ND	[0.251]	-	-	-	-	-	-	-	-
2-Chloroethyl vinyl ether	SW8260B	mg/kg			-	-	-	-	-	-	ND	[0.251]	-	-	-	-	-	-	-	-
2-Hexanone	SW8260B	mg/kg			-	-	-	-	-	-	ND	[0.251]	-	-	-	-	-	-	-	-
Acetone	SW8260B	mg/kg	10	1600	-	-	-	-	-	-	ND	[1] UJ-C	-	-	-	-	-	-	-	-
Carbon disulfide	SW8260B	mg/kg			-	-	-	-	-	-	-	-	-	-	-	-	-	-	-	-
Benzene	SW8260B	mg/kg	0.02	0.65	-	-	-	-	-	-	ND	[0.0131]	-	-	-	-	-	-	-	-
Methylene chloride	SW8260B	mg/kg	0.015	8.9	-	-	-	-	-	-	ND	[0.1]	-	-	-	-	-	-	-	-

Notes:
See text for validation qualification information
ND - not detected
[ ] - laboratory reporting limit
"-" - sample not analyzed by this method
For definitions, see acronyms and abbreviations list.

(intentionally blank)

TABLE 3-2
ELMENDORF SS83
TEST PITS

				Location	TP4 - Test Pit 4		TP4 - Test Pit 4		Trip Blank		Trip Blank		Trip Blank		Trip Blank	
				Sample ID	JE03ELMTP4SL06-01SO		JE03ELMTP4SL06-01SO		JE03ELMTBSL06-01SO		JE03ELMTBSL06-02SO		JE03ELMTBSL10-01SO		JE03ELMTBSL10-02SO	
				Date Collected	7/15/03		7/15/03		7/14/03		7/14/03		7/15/03		7/15/03	
				Depth bgs	inside of drum				NA		NA		NA		NA	
			Screening Criteria													
Analyte	**Method**	**Units**	**ADEC**	**EPA R9**												
Total Solids	A2540G	PERCENT			82.4	[0]	-	-	-	-	100	[0]	100	[0]	100	[0]
Diesel Range Organics	AK102	mg/kg	250		21.2	[24.4] F	-	-	-	-	-	-	-	-	-	-
Residual Range Organics	AK103	mg/kg	10000		103	[24.4] UBRL	-	-	-	-	-	-	-	-	-	-
Benzo(a)anthracene	PAHSIM	mg/kg	0.62	6	ND	[0.00613]	-	-	-	-	-	-	-	-	-	-
Benzo(a)pyrene	PAHSIM	mg/kg	0.062	1	ND	[0.00613]	-	-	-	-	-	-	-	-	-	-
Benzo(b)fluoranthene	PAHSIM	mg/kg	0.62	11	ND	[0.00613]	-	-	-	-	-	-	-	-	-	-
Benzo(g,h,i)perylene	PAHSIM	mg/kg		1500	ND	[0.00613]	-	-	-	-	-	-	-	-	-	-
Chrysene	PAHSIM	mg/kg	62	620	ND	[0.00613]	-	-	-	-	-	-	-	-	-	-
Dibenzo(a,h)anthracene	PAHSIM	mg/kg	0.062	1	ND	[0.00613]	-	-	-	-	-	-	-	-	-	-
Fluoranthene	PAHSIM	mg/kg	2300	2100	ND	[0.00613]	-	-	-	-	-	-	-	-	-	-
Indeno(1,2,3-cd)pyrene	PAHSIM	mg/kg	0.62	11	ND	[0.00613]	-	-	-	-	-	-	-	-	-	-
Phenanthrene	PAHSIM	mg/kg		4300	ND	[0.00613]	-	-	-	-	-	-	-	-	-	-
Pyrene	PAHSIM	mg/kg	2300	1500	ND	[0.00613]	-	-	-	-	-	-	-	-	-	-
Arsenic	SW6020	mg/kg	2	0.39	7.55	[2.11]	-	-	-	-	-	-	-	-	-	-
Barium	SW6020	mg/kg	1100	5400	79.7	[0.352]	-	-	-	-	-	-	-	-	-	-
Cadmium	SW6020	mg/kg	5	37	0.157	[0.235] F	-	-	-	-	-	-	-	-	-	-
Chromium	SW6020	mg/kg	26	30	33.7	[0.469]	-	-	-	-	-	-	-	-	-	-
Lead	SW6020	mg/kg	400	400	6.48	[0.235]	-	-	-	-	-	-	-	-	-	-
Selenium	SW6020	mg/kg	3.5	390	0.691	[0.586]	-	-	-	-	-	-	-	-	-	-
Silver	SW6020	mg/kg	21	390	0.051	[0.117] F	-	-	-	-	-	-	-	-	-	-
Mercury	SW7471A	mg/kg	1.4	23	0.055	[0.0484]	-	-	-	-	-	-	-	-	-	-
4,4'-DDD	SW8081A	mg/kg	35	2.4	0.085	[0.032] J-M	-	-	-	-	-	-	-	-	-	-
4,4'-DDE	SW8081A	mg/kg	24	1.7	0.016	[0.032] J J-M	-	-	-	-	-	-	-	-	-	-
4,4'-DDT	SW8081A	mg/kg	24	1.7	0.149	[0.032] J-M	-	-	-	-	-	-	-	-	-	-
2-Butanone	SW8260B	mg/kg	60	7300	-	-	-	-	-	-	-	-	-	-	-	-
2-Chloroethyl vinyl ether	SW8260B	mg/kg			-	-	-	-	-	-	-	-	-	-	-	-
2-Hexanone	SW8260B	mg/kg			-	-	-	-	-	-	-	-	-	-	-	-
Acetone	SW8260B	mg/kg	10	1600	0.294	[0.085]	ND	[1.36] UJ-C	-	-	ND	[0.05] UJ-TE	-	-	ND	[0.05]
Carbon disulfide	SW8260B	mg/kg			ND	[0.017]	-	-	-	-	ND	[0.01] UJ-TE	-	-	ND	[0.01]
Benzene	SW8260B	mg/kg	0.02	0.65	0.002	[0.0034] J	-	-	-	-	ND	[0.002] UJ-TE	-	-	ND	[0.002]
Methylene chloride	SW8260B	mg/kg	0.015	8.9	ND	[0.0085]	-	-	-	-	0.002	[0.005] UBRL	-	-	0.002	[0.005] UBRL

Notes:
See text for validation qualification information
ND - not detected
[ ] - laboratory reporting limit
"-" - sample not analyzed by this method
For definitions, see acronyms and abbreviations list.

(intentionally blank)

Table 3-3
2002 Groundwater Analytical Results
SS83 Landfill
Elmendorf AFB, Alaska

				Location	LND WL01 - Monitoring Well 1		LND WL02 - Monitoring Well 2		LND WL03 - Monitoring Well 3		LND WL03 - Monitoring Well 3 (Duplicate of LNDWL03WGN1)		LND WL04 - Monitoring Well 4		Trip Blank	
				Sample ID	LNDWL01WGN1		LNDWL02WGN1		LNDWL03WGN1		LNDWL03WGN2		LNDWL04WGN2		TB_0917A	
				Date Collected	9/17/02		9/18/02		9/17/02		9/17/02		9/17/02		9/18/02	
	Depth to Groundwater (feet bgs)				31.82 feet bgs		24.35 feet bgs		10.70 feet bgs		10.70 feet bgs		14.83 feet bgs		NA	
			Screening Criteria													
Analyte	**Method**	**Units**	**MCL[1]**	**ADEC[2]**												
Diesel Range Organics	AK102E	mg/L		1.5	ND	[0.5]	0.292	[0.633] F	ND	[0.532]	ND	[0.549]	ND	[0.556]	-	-
Residual Range Organics	AK102E	mg/L		1.1	ND	[1]	0.422	[1.27] UBRL	ND	[1.06]	ND	[1.1]	ND	[1.11]	-	-
Chloride	E300.0	mg/L			6.41	[2]	-	-	5.22	[2]	5.34	[2]	3.38	[2]	-	-
Naphthalene	PAHSIM	µg/L		1460	0.033	[0.104] F	0.042	[0.132] F	ND	[0.105]	ND	[0.109]	ND	[0.104]	-	-
Phenanthrene	PAHSIM	µg/L		11000	ND	[0.104]	0.058	[0.132] F	0.04	[0.105] F	ND	[0.109]	ND	[0.104]	-	-
Arsenic	SW6020	µg/L	5	50	**5.53**	[5]	**24.7**	[5]	**23.4**	[5.11]	**24.3**	[5]	**33.1**	[5]	-	-
Barium	SW6020	µg/L	2000	2000	152	[3]	482	[3]	330	[3.07]	331	[3]	467	[3]	-	-
Chromium	SW6020	µg/L	100	100	32	[4]	**135**	[4]	82.1	[4.09]	70	[4]	91.4	[4]	-	-
Lead	SW6020	µg/L	15	15	3.69	[2]	**18.2**	[2]	**19.4**	[2.05]	**18.6**	[2]	**20.3**	[2]	-	-
Selenium	SW6020	µg/L	50	50	ND	[5]	ND	[5]	ND	[5.11]	ND	[5]	3.77	[5] F	-	-
Mercury	SW7470	mg/L	0.002	0.002	ND	[0.0002]	4E-04	[0.0002]	2E-04	[0.0002] F	2E-04	[0.0002] F	4E-04	[0.0002]	-	-
Dalapon	SW8151	µg/L	200		ND	[60] UJ-L	0.84	[60] J-L,S	ND	[60] UJ-L	ND	[60] UJ-L	ND	[60] UJ-L	-	-
Acetone	SW8260	mg/L		3.65	0.006	[0.01]	0.008	[0.01]	ND	[0.01] UJ-TE	ND	[0.01] UJ-TE	ND	[0.01] UJ-TE	ND	[0.01]
Chloroform	SW8260	mg/L	0.08	0.1	ND	[0.001] UJ-	5E-04	[0.001]	ND	[0.001] UJ-	ND	[0.001] UJ-	ND	[0.001] UJ-	ND	[0.001]

Notes:
1 = USEPA Maximum Contaminant Levels (2000)
2 = ADEC 18 AAC 75 Method Two Table B Soil Cleanup Levels, under 40-inch zone (January 30, 2003). Some criteria are found in Technical Memorandum 01-007, "Calculate Cleanup Levels for Compounds without Tabular Values
Highlighted constituents exceed screening criteria.
See text for validation qualification information
ND - not detected
[ ] - laboratory reporting limit
"-" - sample not analyzed by this method
For definitions, see acronyms and abbreviations list.

3.3 SURFACE WATER DATA

During 2002, surface water samples were collected from three seeps on the bluff at the west side of the site. Sample locations are shown on Figure 2-4. Each sample was analyzed for GRO, DRO, RRO, PAHs, RCRA metals, pesticides, herbicides, PCBs, VOCs, and SVOCs. Samples were also analyzed for the following natural attenuation parameters: ethene, ethane, methane, and chloride.

For the protection of human health, results were compared to drinking water standards, specifically federal primary MCLs. Where primary MCLs have not been established, results were compared to secondary MCLs. Results were also compared to ADEC groundwater standards from 18 AAC 75, Table C.

All analytes that were detected in surface water are shown in Table 3-4. All results were below these standards.

With the exception of chloride, none of the natural attenuation parameters were detected. Chloride was detected at concentrations ranging from 5.35 mg/L to 5.67, indicating that the seeps have not been impacted by salt-water intrusion.

3.4 SEDIMENT DATA

Three sediment samples were collected from three seeps on the bluff at the west side of the site in 2002. Sediment samples were co-located with the surface water samples discussed in Section 3.3. The sediment samples were analyzed for GRO, DRO, RRO, PAHs, RCRA metals, pesticides, herbicides, PCBs, VOCs, SVOCs, and TOC.

Although these samples can be considered sediment samples in that they come from the solid material through which the seep water is upwelling, they have been compared to cleanup criteria for soil because such criteria more accurately reflect likely exposure scenarios than the criteria for sediments. This determination was based on the following considerations:

- Because the seeps are located halfway up the bluff face, typical aquatic receptors, such as aquatic plants, fish, and benthic organisms, are not likely to be exposed.
- Exposure to the sediments is most likely to occur if the seeps were used for drinking water.

- The receptors most likely to be exposed include terrestrial wildlife and avian species. Such receptors are most appropriately protected using the cleanup criteria for soil.
- Occasional human exposure is also possible. Human exposure is protected using the cleanup criteria for soil.

All analytes that were detected in sediment samples are shown in Table 3-5. With the exception of arsenic, all analytical results were below both the EPA Region 9 PRG and ADEC Method Two cleanup levels. Methylene chloride was detected above the ADEC 18 AAC 75 Method Two cleanup level, but was also detected in the trip blank and is attributed to laboratory contamination.

Arsenic was detected at a maximum concentration of 4.57 mg/kg, which is above both the EPA Region 9 PRG (0.39 mg/kg) and the ADEC Method Two cleanup level (2.0 mg/kg). However, the detected concentrations of arsenic were well below the background level of 16.18 mg/kg for soil from ground surface to 0.5 feet bgs. Since all results were below background levels, arsenic concentrations in sediment are not evaluated further.

TABLE 3-4
ELMENDORF SS83
SURFACE WATER (SEEPS)

				Location	LNDSS Middle - Middle Seep		LNDSS North - North Seep		LNDSS South - South Seep		Trip Blank	
				Sample ID	LNDSSMIDDLEWGN1		LNDSSNORTHWGN1		LNDSSSOUTHWGN1		TB_HC3	
				Date Collected	9/5/02		9/5/02		9/5/02		9/5/02	
			Screening Criteria									
Analyte	**Method**	**Units**	**MCL**	**ADEC**								
Chloride	E300.0	mg/L			5.35	[2]	5.67	[2]	5.43	[2]	-	-
Barium	SW6020	µg/L	2000	2000	47.6	[3]	7.37	[3]	9.87	[3]	-	-
Chromium	SW6020	µg/L	100	100	8.87	[4]	ND	[4]	ND	[4]	-	-
Lead	SW6020	µg/L	15	15	3.2	[2]	ND	[2]	ND	[2]	-	-

Notes:
See text for validation qualification information
ND - not detected
[ ] - laboratory reporting limit
"-" - sample not analyzed by this method
For definitions, see acronyms and abbreviations list.

TABLE 3-5
ELMENDORF SS83
SEDIMENTS

				Location	LNDSS Middle Sediment		LNDSS Middle Sediment		LNDSS North Sediment		LNDSS North Sediment		LNDSS South Sediment		LNDSS South Sediment		Trip Blank	
				Sample ID	LNDSSMIDDLESEN1		LNDSSMIDDLESN2		LNDSSNORTHSEN1		LNDSSNORTHSEN2		LNDSSSOUTHSEN1		LNDSSSOUTHSEN2		LNDSSTBSEN1	
				Date Collected	9/5/02		10/3/02		9/5/02		10/3/02		9/5/02		10/3/02		10/3/02	
				Depth bgs	0 - 6" bgs		0 - 6" bgs		0 - 6" bgs		0 - 6" bgs		0 - 6" bgs		0 - 6" bgs		NA	
			Screening Criteria															
Analyte	**Method**	**Units**	**ADEC**	**EPA R9**														
Total Solids	A2540G	PERCENT			82.7	[0]	67.8	[0]	75.5	[0]	95.1	[0]	83.8	[0]	92.3	[0]	100	[0]
Diesel Range Organics	AK102E	mg/kg	250		38.9	[24.2]	-	-	9.14	[26.3] UBRL	-	-	4.49	[23.3] F	-	-	-	-
Residual Range Organics	AK102E	mg/kg	10000		86.9	[24.2]	-	-	16.7	[26.3] F	-	-	9.43	[23.3] UBRL	-	-	-	-
Total Organic Carbon (TOC)	E415.2	mg/kg			13670	[806] J-C	-	-	6511	[723] J-C	-	-	1390	[670] J-C	-	-	-	-
Anthracene	PAHSIM	mg/kg	22000	4300	0.00416	[0.00604] F	-	-	ND	[0.0066]	-	-	ND	[0.00596]	-	-	-	-
Benzo(a)anthracene	PAHSIM	mg/kg	0.62	6	0.0128	[0.00604]	-	-	ND	[0.0066]	-	-	ND	[0.00596]	-	-	-	-
Benzo(a)pyrene	PAHSIM	mg/kg	0.062	1	0.0173	[0.00604]	-	-	ND	[0.0066]	-	-	ND	[0.00596]	-	-	-	-
Benzo(b)fluoranthene	PAHSIM	mg/kg	0.62	11	0.0171	[0.00604]	-	-	ND	[0.0066]	-	-	ND	[0.00596]	-	-	-	-
Benzo(g,h,i)perylene	PAHSIM	mg/kg		1500	0.0119	[0.00604]	-	-	ND	[0.0066]	-	-	ND	[0.00596]	-	-	-	-
Benzo(k)fluoranthene	PAHSIM	mg/kg	6.2	110	0.0107	[0.00604]	-	-	ND	[0.0066]	-	-	ND	[0.00596]	-	-	-	-
Chrysene	PAHSIM	mg/kg	62	620	0.015	[0.00604]	-	-	ND	[0.0066]	-	-	ND	[0.00596]	-	-	-	-
Dibenzo(a,h)anthracene	PAHSIM	mg/kg	0.062	1	0.00435	[0.00604] F	-	-	ND	[0.0066]	-	-	ND	[0.00596]	-	-	-	-
Fluoranthene	PAHSIM	mg/kg	2300	2100	0.0231	[0.00604]	-	-	ND	[0.0066]	-	-	ND	[0.00596]	-	-	-	-
Fluorene	PAHSIM	mg/kg	2600	270	0.002	[0.00604] F	-	-	ND	[0.0066]	-	-	ND	[0.00596]	-	-	-	-
Indeno(1,2,3-cd)pyrene	PAHSIM	mg/kg	0.62	11	0.0106	[0.00604]	-	-	ND	[0.0066]	-	-	ND	[0.00596]	-	-	-	-
Naphthalene	PAHSIM	mg/kg	56	43	0.00276	[0.00604] F	-	-	ND	[0.0066]	-	-	ND	[0.00596]	-	-	-	-
Phenanthrene	PAHSIM	mg/kg		4300	0.0178	[0.00604]	-	-	ND	[0.0066]	-	-	ND	[0.00596]	-	-	-	-
Pyrene	PAHSIM	mg/kg	2300	1500	0.0159	[0.00604]	-	-	ND	[0.0066]	-	-	ND	[0.00596]	-	-	-	-
Arsenic	SW6020	mg/kg	2	0.39	4.57	[1.17]	-	-	3.94	[1.2]	-	-	2.25	[1.19]	-	-	-	-
Barium	SW6020	mg/kg	1100	5400	46.3	[0.586]	-	-	26.2	[0.598]	-	-	18.8	[0.596]	-	-	-	-
Chromium	SW6020	mg/kg	26	30	23.6	[1.17] J-C	-	-	25.2	[1.2] J-C	-	-	19.3	[1.19] J-C	-	-	-	-
Lead	SW6020	mg/kg	400	400	4.03	[0.234]	-	-	3.95	[0.239]	-	-	3.25	[0.238]	-	-	-	-
Silver	SW6020	mg/kg	21	390	0.0588	[0.117] F	-	-	0.0462	[0.12] F	-	-	0.0415	[0.119] F	-	-	-	-
Mercury	SW7471A	mg/kg	1.4	23	0.0477	[0.0457]	-	-	0.0435	[0.0507] F	-	-	0.0792	[0.0517]	-	-	-	-
4,4'-DDT	SW8081A	mg/kg	24	1.7	0.0017	[0.0024] F	-	-	ND	[0.0026]	-	-	ND	[0.0024]	-	-	-	-
Dichlorprop	SW8151A	mg/kg			25	[0.001]	-	-	ND	[0.001]	-	-	ND	[0.001]	-	-	-	-
1-Chlorohexane	SW8260B	mg/kg			ND	[0.0104]	ND	[0.0039]	0.0116	[0.0142] F	ND	[0.0028]	0.0134	[0.0166] F	ND	[0.0063]	ND	[0.005]
2-Butanone	SW8260B	mg/kg	60	7300	ND	[0.104]	0.0087	[0.0156] F, J-S	ND	[0.142]	ND	[0.0111]	ND	[0.166]	ND	[0.025]	ND	[0.02]
Acetone	SW8260B	mg/kg	10	1600	ND	[0.417]	0.147	[0.039] J-S	ND	[0.568]	0.042	[0.0279]	ND	[0.664]	0.07	[0.0626]	ND	[0.05]
Benzene	SW8260B	mg/kg	0.02	0.65	ND	[0.0054]	0.0008	[0.0016] F, J-S	ND	[0.0074]	ND	[0.0011]	ND	[0.0086]	ND	[0.0025]	ND	[0.002]
Bromoform	SW8260B	mg/kg	0.38	62	ND	[0.0104]	ND	[0.0039]	ND	[0.0142]	ND	[0.0028]	ND	[0.0166]	ND	[0.0063]	0.0033	[0.005] F
Methylene chloride	SW8260B	mg/kg	0.015	8.9	ND	[0.0417]	0.0043	[0.0039] UBRL	ND	[0.0568]	0.0024	[0.0028] UBRL	0.0224	[0.0664] UBRL	0.0108	[0.0063] UBRL	0.0158	[0.005]
Naphthalene	SW8260B	mg/kg	43		0.0075	[0.0208] F	ND	[0.0039]	ND	[0.0284]	ND	[0.0028]	ND	[0.0332]	ND	[0.0063]	ND	[0.005]

Notes:
See text for validation qualification information
ND - not detected
[ ] - laboratory reporting limit
"-" - sample not analyzed by this method
For definitions, see acronyms and abbreviations list.

(intentionally blank)

4.0 NATURE AND EXTENT OF CONTAMINATION

The available data indicate that anthropogenic activities at the SS83 Landfill site have not resulted in significant contamination at this site. Table 4-1 summarizes the contaminants detected at concentrations above both site screening levels and (for inorganic analytes) background concentrations. The following inorganic constituents were detected at SS83 at concentrations greater than screening criteria: chromium in subsurface soil; arsenic, chromium, and lead in groundwater; and arsenic in sediments. However, concentrations were consistent with established background concentrations, which indicates that these constituents are the result of naturally occurring processes and are not related to site activities. As detailed below, the available data indicate that elevated concentrations of arsenic at the SS83 Landfill are the result of natural processes and are unlikely to be related to site activities.

Table 4-1
Analytes Exceeding Cleanup Levels and Background Concentrations

Analyte	Media / Data Source	Unit	Maximum Detected Concentration	Standard	Source of Standard
Arsenic	2002 Soil Borings	mg/kg	11.3	0.39	EPA Region 9 PRG
				2	ADEC Method Two cleanup level
				9.24	Subsurface Background Concentration
Arsenic	2003 Test Pit Soil	mg/kg	10.9	0.39	EPA Region 9 PRG
				2	ADEC Method Two cleanup level
				9.24	Subsurface Background Concentration

Note:
For definitions see acronyms and abbreviations list.

In both the 2002 and 2003 data sets, arsenic was detected in soils at concentrations well above the EPA Region 9 PRG (0.39 mg/kg) and the ADEC Method Two cleanup level (2 mg/kg). Three of the 26 samples were also above background concentrations (9.24 mg/kg at depths greater than 3 feet bgs) as shown in Table 4-2.

Table 4-2
Detections of Arsenic at Concentrations Exceeding Background Concentrations

Sample	Depth [feet bgs]	Concentration [mg/kg]
TP2SL03-01SO	12	9.27
TP2SL04-01SO	12	10.9
LNDBH03SO15-17N2	15 - 17	11.3

The 2002 and 2003 data sets were combined to allow for statistical analysis. Although three of the 26 samples were collected at depths of less than three feet bgs, there does not appear to be a correlation between depth and concentration at this site, so all samples were included in the data set. All of the soil samples contained detectable concentrations of arsenic. The mean value of the SS83 data set (5.56 mg/kg) was similar to the mean value for the deep background data set (5.46 mg/kg). However, the standard deviation of the SS83 data set (2.46 mg/kg) was considerably higher than the standard deviation of the deep background data set (1.18 mg/kg). In addition, there is strong statistical evidence that the SS83 data set is not normally distributed (based on Lilliefors Test for Normality) but is positively skewed (i.e., the data set contains more high end outliers than the normal distribution). Despite this, it is believed that the arsenic detections are naturally occurring and not the result of anthropogenic activities. This conclusion is based on the following factors, which are detailed below:

- Based on the history of the base and the debris found at the site, arsenic is not likely to be associated with landfilled debris.
- Naturally occurring arsenic is ubiquitous in soil throughout Elmendorf AFB and the Cook Inlet Basin.
- Arsenic is commonly found in volcanic ash, which is not expected to be evenly distributed in soils at the site.

From the early 1900's through the mid-1970's, the largest use of arsenic was as an agricultural pesticide (USGS 2000). Due to the cold climate and mission of Elmendorf Air Force Base, agricultural activity has not been common, and disposal of significant amounts of agricultural chemicals is considered unlikely. Currently more than 90 percent of arsenic used in the United States is used to preserve (pressure-treated) wood (USGS 2001). Little wood debris was found at the site, and based on the likely age of the landfill (World War II era), any wood present is unlikely to have been treated with arsenic.

Soils throughout Elmendorf AFB have been demonstrated to contain elevated levels of arsenic (USAF 1993). Although three samples contained arsenic concentrations in excess of background levels associated with deep soils, higher concentrations of arsenic are common in shallower soils (Table 4-3). Because the samples were collected from the landfill, the depth at which they were collected may not be representative of the depth at which the soil was originally located.

Table 4-3
Background Concentrations for Arsenic in Soils by Depth

Depth Zone	Depth Range [feet bgs]	Mean [mg/kg]	Standard Deviation [mg/kg]	UTL [mg/kg]
Surface	0 – 0.5	7.20	2.54	16.18
Root	0.5 - 3	6.87	1.28	11.40
Deep	> 3	5.46	1.18	9.24

Note:
For definitions, see acronyms and abbreviations list.

Naturally occurring arsenic is commonly found in volcanic ash (USGS 2001). Historically, the upper Cook Inlet, including the SS83 site, has been periodically covered in ash from nearby Mount Spurr. Because of the periodic nature of these depositions, the ash and any arsenic it contains would not be distributed evenly through the sedimentary strata at the site. Instead, the ash and arsenic would initially be deposited in layers that conform to the existing surface contour. Over time, these layers would be reworked, but the material would never be fully mixed into the underlying material. The episodic nature of the deposition would be expected to result in a non-normal distribution of arsenic at the site, which is the case at the SS83 Landfill.

(intentionally blank)

5.0 CONCLUSIONS AND RECOMMENDATIONS

5.1 CONCLUSIONS

The SS83 Landfill area was discovered during the EE/CA investigation conducted in 2000, which included the entire SS83 site. The 2000 SS83 EE/CA report (USAF 2002b) recommended additional investigation at the landfill area to further characterize the nature and extent of possible contamination due to the suspected landfill. The SS83 Landfill was investigated in 2002 and 2003, and the results are documented in this SI Report.

Drums and/or construction debris were encountered in Test Pits 1, 2, and 4. All drums were previously crushed, none of the drums contained liquids, and no contamination was observed based on visual observation and field screening. Test Pit 3 was excavated at the southern end of the site to evaluate one of the anomalies identified by the magnetometer survey. Barbed wire was found near the surface in Test Pit 3; no drums were encountered. Groundwater, sediment, subsurface soil, and surface water seep samples were collected.

Only arsenic, chromium, and lead were detected at concentrations above screening levels at this site. With the exception of arsenic in subsurface soil, all concentrations were within established background levels as discussed in Section 3.0. For the reasons presented in Section 4.0, the arsenic detected in the subsurface soil is also believed to be naturally occurring. The white powder previously encountered during the 2000 EE/CA was found in Test Pit 4 at a depth of 1.5 feet bgs. Analytical results confirmed that this material was calcium carbonate.

The landfill debris is covered with the exception of minimal surface debris such as barbed wire and small pieces of metal and the area is vegetated. Based on the results of this SI, there are no contaminants of concern associated with the SS83 Landfill. The inorganic constituents are believed to be the result of naturally occurring processes rather than human activities at the site.

5.2 RECOMMENDATIONS

Based on the results of the SI at the SS83 Landfill, no further action is recommended for this site.

(intentionally blank)

6.0 REFERENCES

Arctic GeoScience, Inc. 2002 (November 22). Geophysical Survey Results SS83 Landfill Site, Elmendorf Air Force Base Alaska.

Gill, R.E. 1999 (September). Seasonal Shorebird use of Intertidal Habitats in Cook Inlet, Alaska. U.S. Geological Survey. Anchorage, AK.

EPA (U.S. Environmental Protection Agency). 2000 (November). EPA Region 9 Preliminary Remediation Goals.

_____. 1993 (August). Guidance on Conducting Non-Time Critical Removal Actions under CERCLA. EPA 540-R-93-057.

USAED-AK (U. S. Army Engineers District-Alaska). 1994 (August). The Cold War in Alaska: A Management Plan for Cultural Resources, 1994-1999.

USAF (U. S. Air Force). 2003 (July). SS83 Landfill Engineering Evaluation/Cost Analysis Work Plan Addendum. Elmendorf Air Force Base, Alaska. Final.

_____. 2002a (September). SS83 Landfill Engineering Evaluation/Cost Analysis Work Plan. Elmendorf Air Force Base, Alaska. Final.

_____. 2002b (February). Engineering Evaluation/Cost Analysis SS83. Elmendorf Air Force Base, Alaska. Environmental Restoration Program. Final.

_____. 2001 (January). Alaska Weather Operations Center, 11th Operational Weather Squadron, USAF, Elmendorf AFB, AK. http://www.wrcc.dri.edu/cgi-bincliRECtM.pl?akelme.

_____. 1999a (June). 1998 Annual Report of Groundwater Sampling Activities, Basewide Support and Groundwater Monitoring Program. Environmental Restoration Program.

_____. 1999b (March). Preliminary Assessment/Site Investigation Report: Limited Field Investigation. Environmental Restoration Program.

_____. 1997 (January). "Area Under Evaluation Informal Technical Information Report." Environmental Restoration Program.

_____. 1996 (December). Management Action Plan. Environmental Restoration Program, Elmendorf AFB, Alaska. Revision No. 3. Final.

_____. 1995 (June). No Further Response Action Planned (NFRAP) Guide, Environmental Restoration Program.

_____. 1993 (January). Elmendorf Air Force Base, Alaska Basewide Background Sampling Report.

USARAL (U.S. Army, Alaska). 1972 (July). The U.S. Army in Alaska. USARAL Pamphlet No. 360-5.

USDA (U.S. Department of Agriculture, soil Conservation Service). 1979. Exploratory Soil Survey of Alaska. Prepared by S. Rieger, D.B. Schoesporster, and C.E. Furbush.

USFWS (U.S. Fish and Wildlife Service, Special Studies). 1983. Natural Resource Inventory of Elmendorf Air Force Base, Alaska Prepared by T.C. Roth, S.H. Laninan, P.A. Martin, and G.F. Tande.

USGS (U.S. Geological Survey). 2001 (September). "Distribution of Arsenic in Water and Streambed Sediments, Cook Inlet Basin, Alaska. USGS Fact Sheet FS-083-01. Prepared by R.L. Glass and S.A. Frenzel for the National Water-Quality Assessment Program.

_____. 2000 (February 22). "Arsenic and Old Waste." Prepared by D.I. Bleiwas. Available: http://minerals.usgs.gov/minerals/mflow/d00-0195/.

_____. 1976. "Relative Permeability of Surficial Geologic Materials, Anchorage and Vicinity, Alaska." 1:24,000. Prepared by G.W. Freethey. Folio I-787-F.

_____. 1964. "Geology and Ground-water Resources of the Anchorage Area, Alaska." Geological Survey Water-Supply Paper 1773.

_____. 1959. "Surficial Geology of Anchorage and Vicinity, Alaska." Geological Survey Bulletin 1093. Prepared by R.D. Miller and E. Dobrovolny.

APPENDIX A

2002-2003 Field Procedures

TABLE OF CONTENTS

SECTION **PAGE**

ACRONYMS AND ABBREVIATIONS ..... A-iii
1.0 INTRODUCTION A-1
2.0 PREMOBILIZATION ACTIVITIES A-2
3.0 SITE PREPARATION AND GEOPHYSICAL SURVEY A-2
4.0 BOREHOLE ADVANCEMENT AND SUBSURFACE SOIL SAMPLING A-3
5.0 MONITORING WELL INSTALLATION, DEVELOPMENT, AND GROUNDWATER SAMPLING A-3
6.0 SURFACE WATER SEEP AND SEDIMENT SAMPLING A-5
7.0 2002 SURVEYING A-6
8.0 TEST PIT TRENCH EXCAVATION AND SUBSURFACE SOIL SAMPLING A-6
9.0 2003 SURVEYING A-7
10.0 INVESTIGATION DERIVED WASTE A-7
11.0 ANALYTICAL LABORATORY SERVICES A-7
12.0 REFERENCES A-8

TABLE

Table A-1 Water Quality Parameters Gathered Prior to Sample Collection A-5

ATTACHMENTS

Attachment A-1 Site Photos
Attachment A-2 2002 Analytical Data Quality Assessment Review
Attachment A-3 2003 Analytical Data Quality Assessment Review
Attachment A-4 Boring Logs
Attachment A-5 Monitoring Well Construction Logs
Attachment A-6 Monitoring Well Development Logs
Attachment A-7 Monitoring Well Sampling Logs
Attachment A-8 2002 Survey Data
Attachment A-9 Test Pit Logs
Attachment A-10 2003 Survey Data
Attachment A-11 Field Notes and Utility Locate Form

(intentionally blank)

ACRONYMS AND ABBREVIATIONS

AAC	Alaska Administrative Code
ADEC	Alaska Department of Environmental Conservation
EE/CA	Engineering Evaluation/Cost Analysis
EOD	Explosive Ordnance Disposal
GPS	Global Positioning System
IDW	investigation derived waste
PPE	personal protective equipment
PVC	polyvinyl chloride
TOC	total organic carbon
VOC	volatile organic compound

(intentionally blank)

1.0 INTRODUCTION

This appendix documents procedures used to investigate the SS83 Landfill during the 2002 and 2003 field seasons. Information is also provided to supplement the discussion of site conditions presented in the body of this document. Except as discussed below, all fieldwork was conducted in accordance with the SS83 Landfill Engineering Evaluation/Cost Analysis (EE/CA) Work Plan (USAF 2002) and the SS83 Landfill EE/CA Work Plan Addendum (USAF 2003).

The objectives of the EE/CA field investigation were as follows:

- Delineate the vertical and lateral extent of the landfill
- Determine the nature and extent of soil contamination
- Delineate nature and extent of groundwater contamination
- Delineate nature and extent of surface water and sediment contamination
- Evaluate natural attenuation parameters
- Evaluate aquifer characteristics
- Determine the nature of contamination in drums

To attain these objectives, field and analytical programs were developed in the *SS83 Landfill EE/CA Work Plan* and *Work Plan Addendum* (USAF 2002, 2003). Both documents were prepared in accordance with the guidelines of:

- U.S. Environmental Protection Agency Comprehensive Environmental Restoration, Compensation, and Liability Act program
- Alaska Department of Environmental Conservation (ADEC) Contaminated Sites Remediation Program regulations (18 Alaska Administrative Code [AAC] 75)
- Basewide policies and procedures for fieldwork at Elmendorf Air Force Base, as applicable to environmental restoration projects

Photos of the field investigation are presented in Attachment A-1. Data quality assessment reviews for 2002 and 2003 analytical data are presented in Attachments A-2 and A-3, respectively.

2.0 PREMOBILIZATION ACTIVITIES

Prior to the start of fieldwork, field personnel attended a two-hour unexploded ordnance recognition training course conducted by Elmendorf Explosive Ordnance Disposal (EOD) personnel. Elmendorf EOD also performed a visual inspection of the site prior to initiation of 2002 intrusive activities. No ordnance was encountered at the site during the 2002 and 2003 field seasons.

Utility clearances were obtained prior to initiation of intrusive activities.

3.0 SITE PREPARATION AND GEOPHYSICAL SURVEY

The results of the preliminary geophysical survey conducted at the landfill area during the 2000 SS83-wide EE/CA were not conclusive; therefore, a more thorough geophysical survey of the SS83 Landfill site was conducted during 2002. In preparation for the geophysical survey, limited brush clearing was conducted at the landfill to improve site access and to facilitate visual inspection. B.C. Excavating conducted brush clearing during the week of 5 August 2002. Approximately 1.25 acres of brush were cleared using a dozer. A few large trees are present at the site, which were not removed. Brush at the site primarily consisted of low-lying shrubs and grass which were laid down with the dozer rather than removed. The row of trees along the bluff was left in place to minimize erosion. Visual inspection of the SS83 landfill site was conducted prior to and following brush removal in order to evaluate any additional evidence of hazardous materials, ordnance, drums, debris, stains, stressed or dead vegetation, and indications of historical uses. Minor amounts of rusted metallic debris were observed on the surface at the site. No evidence of contamination, such as stained soil or surface water sheen, was found.

Arctic GeoScience, Inc., conducted a geophysical investigation at the SS83 Landfill on 13 August and 29-30 August 2002. A variety of instruments was used:

- An electromagnetometer (Geonics EM-61)
- A magnetometer (Geometrics G-858)
- A EM-31 electromagnetometer
- Ground penetrating radar (AGSI pulseEKKO 100)

A summary of the 2002 geophysical survey is provided in the body of this document; details were presented in *Geophysical Survey Results SS83 Landfill Site, Elmendorf Air Force Base Alaska* (Arctic GeoScience 2002).

4.0 BOREHOLE ADVANCEMENT AND SUBSURFACE SOIL SAMPLING

In order to delineate the vertical and lateral extent of contamination associated with the SS83 Landfill, four soil borings were advanced around the outside boundaries of the landfill. One boring was placed up gradient of the area of metallic debris, and three borings were placed down gradient of the site. Soil boring locations were selected based on the results of the geophysical survey. Since it was known that the site is underlain by a confining layer (the Bootlegger Clay at approximately 40 feet below ground surface), the borings were advanced to the top of that confining layer. Field screening samples were collected approximately every 5 feet. Two analytical soil samples were collected from each boring. Analytical soil sample depths were selected based on the following considerations:

- Field screening results (primary criteria)
- Depths relative to nearby metallic anomalies detected during the geophysical survey
- The desirability of obtaining a uniform data distribution (i.e., maintaining vertical distance between analytical samples to minimize the length of boring without analytical samples)
- The desirability of obtaining a sample near the water table to determine if contaminants may have migrated as light nonaqueous phase liquids.

One total organic carbon (TOC) sample was collected from each boring to assess contaminant attenuation parameters. Soil boring logs are presented in Attachment A-4.

5.0 MONITORING WELL INSTALLATION, DEVELOPMENT, AND GROUNDWATER SAMPLING

Each of the four soil borings was converted to a monitoring well, the wells were developed, and one groundwater sample was collected from each well. Sample analysis included natural attenuation parameters to aid in development of remedial action alternatives.

Each of the wells was constructed in accordance with the *SS83 Landfill Engineering Evaluation/Cost Analysis Work Plan* (USAF 2002). The wells were constructed of a 2-inch diameter, 0.01-inch machine-slotted, 10-foot, Schedule 40 polyvinyl chloride (PVC) screen

with Schedule 40 PVC riser pipe. All screens were placed so that approximately 5 feet extended below the water table. The annular space around the well screen was packed with number 20/40 silica sand. With the exception of LNDWL03, the sand pack in each of the wells extended at least 2 feet above the top of the screen. The sand pack in LNDWL03 was reduced to 1 foot above the screen to allow for an adequate thickness of the bentonite seal. A 2-foot-thick bentonite tablet seal was placed at the top of each sand pack. The annulus above the bentonite seal was filled with hydrated bentonite chips. A small notch was cut into the top of the PVC to act as a permanent measuring point for the survey data and as a point from which water levels can be measured. Each riser was enclosed within a flush-mounted, watertight cover. All wells have the well number stamped on the cover. Each of the wells was marked with a 6-foot-high orange bicycle whip flag. Well construction logs are presented in Attachment A-5.

The wells were developed no sooner than 24 hours after well completion in order to allow well materials to set properly. Water quality parameters, including pH, conductivity, temperature, turbidity, and dissolved oxygen were measured and recorded with the first bailer of water, and every well volume thereafter. Water quality parameters were considered stable when they were within 10 percent variability. Monitoring wells LNDWL03 and LNDWL04 were developed by removing a minimum of five casing volumes of water. LNDWL01 and LNDWL02 were purged dry during development due to extremely slow recharge. Well development logs are presented in Attachment A-6.

Wells were sampled no sooner than 48 hours after development. Wells LNDWL03 and LNDWL04 were purged prior to sampling in a manner similar to development, except that a minimum of three casing volumes were removed. Wells were considered stabilized when groundwater quality parameters including pH, conductivity, temperature, turbidity, oxidation-reduction potential and dissolved oxygen displayed a variability of less than 10 percent. Wells LNDWL01 and LNDWL02 were not purged prior to sampling. Due to the extremely slow recharge exhibited by these wells during development, it was apparent that purging prior to sampling would have resulted in the wells being pumped dry. This, in turn, would have resulted in far more turbid samples, which are generally less representative of the aquifer, particularly for inorganic constituents. See Table A-1 for water quality parameters encountered during purging.

Groundwater samples were collected using a Teflon bailer fitted with new monofilament line for each well sampled. Samples were collected from as close as possible to the water/air interface, minimizing agitation of the water. Monitoring well sampling logs are presented in Attachment A-7.

Table A-1
Water Quality Parameters Gathered Prior to Sample Collection

Sampling and Purging Data					
Parameter	**Units**	**Monitoring Well Number**			
		LNDWL01	**LNDWL02**	**LNDWL03**	**LNDWL04**
Date Sampled	-	17 Sept 02	18 Sept 02	17 Sept 02	17 Sept 02
Time Sampled	-	1330	0835	1540	1730
Depth to Water Below TOC	feet	31.82	24.35	10.70	14.83
Total Depth of Well Below TOC	feet	37.79	29.82	17.00	18.87
Water Column in Well	feet	5.97	5.47	6.30	4.04
Diameter of Well Casing	inches	2	2	2	2
Volume per Foot	gallons	0.163	0.163	0.163	0.163
Volume of Well	gallons	0.97	0.89	1.03	0.66
Total Volume Purged	gallons	N/A	N/A	4.0	2.0
Temperature	^{o}C	7.75	5.96	6.61	5.31
Specific Conductance	mS/cm	0.372	0.345	0.172	0.196
pH	standard units	6.85	6.41	6.42	6.17
Turbidity	NTU	3	22.1	999	999
Dissolved Oxygen	mg/L	9.29	15.98	13.38	12.35
Salinity	ppt	0.0	0.0	0.0	0.0
Oxidation-Reduction Potential	mV	-93	-214	265	277
Visual Evidence of Contamination	-	None	None	None	None
Product Thickness	feet	N/A	N/A	N/A	N/A

Notes:
mg/L = milligrams per liter
mS/cm = microsiemens per centimeter
mV = millivolt
NTU = nephelometric turbidity unit
ppt = parts per thousand
For additional definitions, see acronyms and abbreviations list.

6.0 SURFACE WATER SEEP AND SEDIMENT SAMPLING

Surface water seep and sediment samples were collected from two seeps that are located on the bluff to the west of the landfill and from the seep that is located in the small ravine to the south of the site.

At the time of sample collection, the seeps were flowing quite slowly, and the field crew was unable to collect the surface water using a Teflon or stainless steel pond dipper as was originally indicated by the work plan. Surface water (seep) samples were collected using a funnel fashioned from clean aluminum foil, funneling the water directly into the sample containers. During volatile organic compound (VOC) analysis of the sediment samples, the laboratory instrument failed due to plugging. Therefore, it was necessary to recollect the three sediment samples for VOC analysis only. Otherwise, all samples were collected in accordance with *SS83 Landfill EE/CA Work Plan* (USAF 2002).

The water flowing in the north and south seeps was clear; the middle seep was slightly turbid. No oil, debris, etc. was noted in any of the seeps. Estimated flow rates for each of the seeps are as follows: North Seep: 2 liters/minute; Middle Seep: 0.1 liters/minute; South Seep: 5 liters/minute. Sampling occurred shortly after low tide.

7.0 2002 SURVEYING

At the conclusion of the 2002 sampling program, sampling locations and monitoring wells were surveyed by Arctic GeoScience Inc. using conventional survey techniques (Arctic GeoScience 2003). This survey provided vertical and lateral coordinates for each of the points and elevation data for determining groundwater flow characteristics. Survey data for 2002 is presented in Attachment A-8.

8.0 TEST PIT TRENCH EXCAVATION AND SUBSURFACE SOIL SAMPLING

In July 2003, four test pit trenches were excavated to evaluate the lateral and vertical extent of metallic debris identified during the 2002 geophysical investigation and to identify the type of debris in the landfill. These trenches were excavated in a radial pattern over the metallic portion of the landfill, such that one end of the trench intercepted the landfill area. Crushed drums were encountered in each of these trenches. None of the drums contained liquids. A fourth test pit was excavated further south to assess one of the metallic anomalies identified during the geophysical survey. Additional details are provided in the body of this document. Test pit logs are presented in Appendix A-9.

Excavated debris and soil was stockpiled on a liner at the site. All soil and debris were returned to the excavation.

Field screening was conducted to determine the extent of contamination in each trench and to select analytical sample locations. Field screening tests consisted of headspace readings with a photoionization detector and PetroFlag soil test kit.

9.0 2003 SURVEYING

At the conclusion of the 2003 sampling program, sampling locations and test pits were surveyed using a Global Positioning System (GPS). This survey provided vertical and lateral coordinates for each of the points. The four monitoring wells installed in 2002 were also surveyed using the GPS to allow correlation between 2002 and 2003 data survey. Survey data for 2003 is presented in Attachment A-10.

10.0 INVESTIGATION DERIVED WASTE

Investigation derived waste (IDW) for the project consisted of the following:

- Soil cuttings from boreholes
- Decontamination water associated with borehole drilling and soil sampling
- Well development and purge water
- Disposable personal protective equipment (PPE), sampling equipment, and miscellaneous field trash

Following the drilling and sampling program, IDW was transported to the Environmental Staging Facility for storage pending receipt of analytical results. Since metals detected in the soil were within background concentrations and no contaminants exceeded ADEC 18 AAC 75, the soil was returned to the SS83 Landfill site and spread on the ground. Decontamination wastewater, well development water, and purge water were transported to the Environmental Staging Facility for storage pending receipt of analytical results. The water was then treated in the granular activated carbon treatment system at the Environmental Staging Facility. PPE, sampling equipment, and miscellaneous field trash were disposed of at the Anchorage Municipal Landfill.

11.0 ANALYTICAL LABORATORY SERVICES

SGS Environmental Services (formerly CT&E) performed sample analysis for this project, with the exception of herbicide analysis. Herbicide analysis by Method SW8151A was

conducted by Laucks Testing Laboratory for 2002 samples and by Severn and Trent Laboratories, Inc. for 2003 samples. Duplicate samples were collected on a 1/10 basis for soil, sediment, and water samples. Matrix spike/matrix spike duplicate samples were collected on a 1/20 basis.

12.0 REFERENCES

Arctic GeoScience, Inc. 2003 (18 February). "Professional Land Surveying Services Landfill Area SS-83 Elmendorf Air Force Base, Alaska." Prepared for Jacobs Engineering Group. 02-0729.

_____. 2002 (22 November). Geophysical Survey Results SS83 Landfill Site, Elmendorf Air Force Base, Alaska. Prepared for Jacobs Engineering Group. 02-0716.

USAF (U. S. Air Force). 2003 (July). SS83 Landfill Engineering Evaluation/Cost Analysis Work Plan Addendum. Elmendorf Air Force Base, Alaska. Final.

_____. 2002a (September). SS83 Landfill Engineering Evaluation/Cost Analysis Work Plan. Elmendorf Air Force Base, Alaska. Final.

Attachment A-1

Site Photos

Photo 1: In July 2003, four test pits were excavated within the SS83 Landfill. Excavated soil was placed on tarps to minimize the potential for contaminant migration.

Photo 2: Drums were found in all of the test pits except Test Pit 3. This photo shows two drums unearthed during the excavation of Test Pit 1.

Photo 3: These drums were unearthed in Test Pit 2. None of the drums found in any of the excavations contained liquids.

Photo 4: The level of corrosion on this drum, from Test Pit 1, is typical of the drums unearthed at the SS83 landfill.

Photo 5: Soil samples were collected from each of the excavations. In Test Pit 4, shown above, a layer of chalk-like, white powder was found and sampled (TP4SL01-01SO). The white powder was previously discovered, but not sampled, during the 2000 SS83-wide EE/CA.

Photo 6: Following test pit excavations, each area was re-graded.

Attachment A-2

2002 Data Quality Assessment Review

2002 Analytical Data Quality Assessment Review

The analytical data quality assessment process performed by the Contractor project chemist was used to evaluate data quality and usability against previously established project data quality objectives.

All reported data within this package should be considered valid and usable with the exception of those results considered rejected. The primary qualifiers used to flag data in the attached tables are defined as follows:

- **U** - synonymous with "ND" for non-detected; compounds was analyzed for but not detected above the method detection limit (MDL); final numerical result is below the MDL.
- **B** - The analyte was found in an associated blank, as well as in the sample.
- F - The analyte was positively identified but the associated numerical value is below the reporting limit (RL).
- **J** - analyte was positively identified, but numerical value of concentration is approximate due to compromised quality control or inherent inability to analyze the sample (e.g., matrix effects) and considered an estimated value.
- **M** - A matrix effect was present.
- **R** - Sample results were rejected due to significant deficiencies in quality control. These results include both positive detections and reporting limits. Rejected data are not usable and sample should be recollected if loss of this data point creates a data gap.
- **UB/RL** – Although the analyte was detected, the result should be considered non-detected at the reporting limit or reported value (whichever is greater) due to cross contamination during shipping or handling by field or laboratory personnel
- **UJ** – The analyte was not detected at the reporting limit, but the numerical value of the reporting limit is approximate due to compromised quality control or inherent inability to analyze the sample (e.g., matrix effects) and is considered an estimated value

Secondary flags are used in the attached data tables to define the quality parameter that failed criteria resulting in the qualification of the result. These flags are as follows:

- **C** – Initial or Continuing Calibration
- **H** – Holding times
- **L** – Lab control sample
- **M** – Matrix spike and/or spike duplicate
- **P** – Incorrect or inadequate preservation methods
- **S** – Surrogate recovery
- **I** – Internal standard
- **TE** – Sample cooler temperatures

DATA QUALITY SUMMARY

Data quality is determined as acceptable, estimated, or rejected. Acceptable data are data that meet all QC criteria or, in some cases, samples that did not meet all QC criteria but effectively met data quality objectives. Estimated (J) results are usable but considered inaccurate due to a bias created by matrix interference or QC acceptance criteria that were not met. Rejected (R) data are not usable to support closure or risk based decisions and may require recollection of samples where data gaps were created.

In general, the overall quality of the data is acceptable with the exception of limited results that are considered rejected. Exceptions to the sample collection, handling, analysis and reporting procedures defined in the project SAP are as follows:

- One vial instead of two was collected for soil samples preserved in the field with sodium bisulfate. As a direct result of the limited sample provided, the laboratory could not retest the samples after they experienced instrument problems. These samples collected to provide low level reporting limits for some volatile organic compounds were unusable. Data usability was impacted when only the results from the methanol preserved samples were reported. Methanol preservation elevates the reporting limit for some compounds above the action levels set for the project.
- Methanol preserved samples collected for testing by AK101 were not collected in pre-tared containers with septumated lids. However, the laboratory weighed the empty containers to establish a sample weight and data usability was not impacted due to this variance to the method. The laboratory also removed the lids from the containers in order to withdraw an aliquot of the methanol extract to analyze the sample because the lid was not septumated. Potential for volatilization and loss of organic constituents is limited as the boiling point of methanol is 147 ºF and the container would have been open for a very short period of time.
- Of 16 coolers sent to the primary laboratories, seven were received with temperatures slightly greater than the EPA guidance of 4±2°C. The temperatures upon receipt at the laboratory were recorded as follows:

Cooler ID	Date Collected	Date Received at lab	Matrix	Temperature at Receipt
0917A	17 September	18 September	Groundwater	8.2
0917C1	17 September	18 September	Groundwater	6.9
0917C2	17 September	18 September	Groundwater	6.6
0917C3	17 September	18 September	Groundwater	6.8
0917D	17 September	18 September	Groundwater	7.3
0917E	17 September	18 September	Groundwater	7.8
MIMI 2	13 September	14 September	Groundwater	7.4

The AFCEE QAPP recommends rejection of all analyte results when sample receiving temperatures are outside of compliance. However, professional judgement suggests that the

data is usable as most analytes are not significantly impacted by slight variations in temperature. All samples were received at a temperatures equal to or less than 8.2°C, and all results are considered usable. Therefore, only the associated non-detected results for methods SW8260B and AK101 are flagged UJ-TE for the following samples: LNDWL01WGN1, LNDWL02WGN1, LNDWL03WGN1, LNDWL03WGN2, and LNDWL04WGN2.

The quality review and associated results impacting data quality or usability are discussed in the following section by analytical method.

Gasoline Range Organics (GRO) by AK101. The data quality objectives were met for this method with the exception of one rejected result and a blank contaminant in one sample. Additional evaluations are provided below:

- Sample Handling:
  - The GRO result in sample LNDBH03SO15-17N1 is considered estimated (UJ-P) because the methanol leaked out during transport to the laboratory. The sample container provided enough extract for accurate analysis.
  - Data associated with samples collected in non-tared jars with non-septumated lids are usable and not impacted by this deviation from the method as previously discussed.
  - The non-detected results for GRO in samples LNDWL01WGN1, LNDWL02WGN1, LNDWL03WGN1, LNDWL03WGN2, and LNDWL04WGN2 are considered estimated (UJ-TE) due to temperature upon receipt as discussed above. Given the low detection limits and lack of positive results, there is no indication of a source of gasoline contamination in the groundwater tested.
- Holding Times: All acceptance criteria were met.
- Method Blanks: GRO compounds were detected in one method blank and an associated sample. The result in sample LNDBH04SO10-12N1 is less than the reporting limit and considered non-detected at the reporting limit (UB/RL) due to cross contamination during shipping or handling by field or laboratory personnel.
- Calibration: All acceptance criteria were met.
- MS/MSD: All acceptance criteria were met.
- LCS: All acceptance criteria were met.
- Surrogates: All acceptance criteria were met.
- Field duplicates: Two sets of duplicate samples were collected and both sets of results are comparable as listed below.
  - LNDBH03SO15-17N1/LNDBH03SO15-17N2: All results are comparable for this sample location.
  - LNDWL03WGN1/LNDWL03WGN2: All results are comparable for this sample location.

Diesel Range/Residual Range Organics (DRO/RRO) AK102/103. The data quality objectives were met with the exception of one blank result in a groundwater sample. Additional evaluations are provided below:

- Sample Handling: All acceptance criteria were met with the exception of the temperature deviation discussed previously.
- Holding Times: All acceptance criteria were met.
- Method Blanks: DRO compounds were detected in two method blanks associated with soil samples LNDSSNORTHSEN1 and LNDSSSOUTHSEN1 and water sample LNDWL02WGN1. The results in these samples are less than the reporting limit and considered non-detected at the reporting limit (UB/RL) due to cross contamination during shipping or handling by field or laboratory personnel.
- Calibration: All acceptance criteria were met.
- MS/MSD: All acceptance criteria were met.
- LCS: All acceptance criteria were met.
- Surrogates: All acceptance criteria were met.
- Field duplicates: Two sets of duplicate samples were collected and both sets of results are comparable as listed below.
  - LNDBH03SO15-17N1/LNDBH03SO15-17N2: All results are comparable for this sample location.
  - LNDWL03WGN1/LNDWL03WGN2: All results are comparable for this sample location.

Methane, Ethane, and Ethene by ASTM D1945. The data quality objectives were met with the exception of temperature storage criteria for five samples. Additional evaluations are provided below:

- Sample Handling:
  - Sample containers were not filled to allow for headspace accumulation of the volatile compounds. The laboratory personnel removed approximately 15% of the sample from the container prior to heating the sample. The heating process volatizes the compounds of interest into the available headspace which is then analyzed. Data were not qualified as the result of the sampling variance.
  - The non-detected results for this method in samples LNDWL01WGN1, LNDWL02WGN1, LNDWL03WGN1, LNDWL03WGN2, and LNDWL04WGN2 are considered estimated (UJ-TE) due to temperature upon receipt as discussed above. Given the low detection limits and lack of positive results, there is no evidence of the presence of these analytes in the groundwater tested.
- Holding Times: All acceptance criteria were met.
- Method Blanks: Target analytes were not detected in the method blanks; therefore, all acceptance criteria were met for this parameter.
- Calibration: All method acceptance criteria were met.

- Field duplicates: Two sets of duplicate samples were collected and both sets of results are comparable as listed below.
  - LNDBH03SO15-17N1/LNDBH03SO15-17N2: All results are comparable for this sample location.
  - LNDWL03WGN1/LNDWL03WGN2: All results are comparable for this sample location.

Chloride by E300.0. The data quality objectives were met. Additional evaluations are provided below:

- Sample Handling: All acceptance criteria were met with the exception of the temperature deviation discussed previously.
  - Sample LNDWL02WGN1 was not analyzed for chloride. Normally two sample bottles per method are collected; however, only one jar per method was collected from this well due to a low well recharge rate. Because the chloride sample was normally taken from the extra unpreserved bottle, this extra aliquot was not available for this sample.
- Holding Times: All acceptance criteria were met.
- Method Blanks: Target analytes were not detected in the method blanks; therefore, all acceptance criteria were met for this parameter.
- Calibration: All acceptance criteria were met.
- MS/MSD: All acceptance criteria were met.
- LCS: All acceptance criteria were met.
- Field duplicates: One set of duplicate samples were collected and results are comparable as listed below.
  - LNDWL03WGN1/LNDWL03WGN2: All results are comparable for this sample location.

Total Organic Carbon by E415.2 (modified). The data quality objectives were met with the exception of the calibration criteria as detailed below:

- Sample Handling: All acceptance criteria were met.
- Holding Times: All acceptance criteria were met.
- Method Blanks: Target analytes were not detected in the method blanks; therefore, all acceptance criteria were met for this parameter.
- Calibration: Two continuing calibration verification standards (CCV) recoveries exceeded laboratory control limits. Even though the AFCEE QAPP recommends rejection of the associated sample results, recoveries were exceeded by less than two percent above the upper control limit (CCV1 recovery was 110.7%, CCV2 recovery was 111.8%, upper control limit was 110%). All other QC criteria is within limits; therefore, the data associated with these CCVs are considered estimated (J-C). All results are considerably greater than the laboratory-reporting limit.
- MS/MSD: All acceptance criteria were met.
- LCS: All acceptance criteria were met.

- Surrogates: All acceptance criteria were met.
- Field duplicates: Duplicates were not required for this method.

Polynuclear Aromatic Hydrocarbons by SW8270C-SIM. The data quality objectives were met. Additional evaluations are provided below:

- Sample Handling: All acceptance criteria were met with the exception of the temperature deviation discussed previously.
- Holding Times: All acceptance criteria were met.
- Method Blanks: Target analytes were not detected in the method blanks; therefore, all acceptance criteria were met for this parameter.
- Calibration: All acceptance criteria were met.
- MS/MSD: One matrix spike recovery was above laboratory recovery limits for benzo(a)pyrene reported for water sample LNDWL03WGN1. The MSD and LCS recoveries were within the laboratory control limits, and data usability is not affected. The non-detected result for this compound in the above mentioned sample is flagged "UJ-M" as per the AFCEE QAPP.
- LCS: All acceptance criteria were met.
- Surrogates: All acceptance criteria were met.
- Field duplicates: Two sets of duplicate samples were collected and results for both sets are comparable as listed below.
  - LNDBH03SO15-17N1/LNDBH03SO15-17N2: All results are comparable for this sample location.
  - LNDWL03WGN1/LNDWL03WGN2: All results are comparable for this sample location.

Metals by SW6020/SW7470A/SW7471A. The data quality objectives were met with the exception of calibration criteria associated with a few chromium results. Additional evaluations are provided below:

- Sample Handling: All acceptance criteria were met with the exception of the temperature deviation discussed previously.
- Holding Times: All acceptance criteria were met.
- Method Blanks: Target analytes were not detected in the method blanks; therefore, all acceptance criteria were met for this parameter.
- Calibration: One CCV recovery for chromium was below laboratory established criteria by less than one percent. The AFCEE QAPP recommends rejection based on this criterion. However, because chromium was detected above the RL in all associated samples (LNDBH010SO0.0N1, LNDBH010SO35.0N1, LNDBH02SO24.0N1, LNDBH02SO5.0N1, LNDSSMIDDLESEN1, LNDSSNORTHSEN1, and LNDSSSOUTHSEN1) and all other QC criteria were met, the sample results are considered estimates only and are flagged J-C.
- MS/MSD: All acceptance criteria were met.

- LCS: All acceptance criteria were met.
- Field duplicates: Two sets of duplicate samples were collected and the results for both sets are listed below.
  - LNDBH03SO15-17N1/LNDBH03SO15-17N2: All relative percent differences (RPD)s for the metal analytes are greater than the limits specified in the project specific QAPP. The samples do not appear to be homogenous. Data usability is not impacted and data is not flagged based on these criteria.
  - LNDWL03WGN1/LNDWL03WGN2: All results are comparable for this sample location.

Pesticides by SW8081A. The data quality objectives were met with the exception of calibration criteria for a few compounds. Additional evaluations are provided below:

- Sample Handling: All acceptance criteria were met with the exception of the temperature deviation discussed previously.
- Holding Times: All acceptance criteria were met.
- Method Blanks: Target analytes were not detected in the method blanks; therefore, all acceptance criteria were met for this parameter.
- Calibration: Three CCVs recovered above control limits for various analytes (see below). The AFCEE QAPP recommends the data be rejected based on these criteria. However, all of these exceedances were biased high and compounds were not detected in associated samples. For these reasons, the following samples and analytes are considered usable and are flagged UJ-C (estimated).
  - CCV 454649 recoveries exceeded control limits for 4,4'-DDD; the results in the associated samples (LNDBH03SO15-17N1, LNDBH03SO15-17N2, LNDBH03SO5-7N1, LNDBH04SO10-12N1, and LNDBH04SO5-7N1) are non-detected and considered estimated (UJ-C).
  - CCV 452733 recoveries exceeded control limits for the following analytes: aldrin, alpha-BHC, delta-BHC, gamma-BHC (Lindane), and methoxychlor. The results in the associated samples (LNDSSMIDDLEWGN1, LNDSSNORTHWGN1, LNDSSSOUTHWGN1) are non-detected and considered estimated (UJ-C).
  - CCV 456276 recoveries exceeded control limits for the following analytes: 4,4'-DDD, endrin ketone, and heptachlor. The results in the associated samples (LNDWL03WGN2 and LNDWL04WGN2) are non-detected and considered estimated (UJ-C).
- MS/MSD: Beta-BHC and heptaclor recovered below laboratory control limits in the MSD of sample LNDBH03SO5-7N1. The MS and the LCS recovered within limits. These compounds in the associated sample are flagged UJ-M.
- LCS: All acceptance criteria were met.
- Surrogates: All acceptance criteria were met.
- Field duplicates: Two sets of duplicate samples were collected and the results for both sets are comparable as listed below.
  - LNDBH03SO15-17N1/LNDBH03SO15-17N2: All results are comparable for this sample location.

- LNDWL03WGN1/LNDWL03WGN2: All results are comparable for this sample location.

Polychlorinated biphenyls by SW8082. The data quality objectives were met. Additional evaluations are provided below:

- Sample Handling: All acceptance criteria were met with the exception of the temperature deviation discussed previously.
- Holding Times: All acceptance criteria were met.
- Method Blanks: Target analytes were not detected in the method blanks; therefore, all acceptance criteria were met for this parameter.
- Calibration: All acceptance criteria were met.
- MS/MSD: All acceptance criteria were met.
- LCS: All acceptance criteria were met.
- Surrogates: All acceptance criteria were met.
- Field duplicates: Two sets of duplicate samples were collected and the results for both sets are comparable as listed below.
  - LNDBH03SO15-17N1/LNDBH03SO15-17N2: All results are comparable for this sample location.
  - LNDWL03WGN1/LNDWL03WGN2: All results are comparable for this sample location.

Herbicides by SW8151A. The data quality objectives were met for most results. Some results were rejected due to holding time exceedances. Details are provided below:

- Sample Handling: All acceptance criteria were met with the exception of the sample receiving temperatures for samples LNDSSMIDDLEWGN2, LNDSSNORTHWGN2, and LNDSSSOUTHWGN2 which were received at a temperature of 7.4°C (Cooler Mimi 2) as discussed previously. Although the AFCEE QAPP recommends rejection of the results based on this criterion, semivolatile analytes are not significantly affected by slight temperature deviations. Therefore, the non-detected results for these samples are considered usable but estimated and are flagged UJ-TE.
- Holding Times: The laboratory re-extracted and re-analyzed samples LNDWL01WGN1, LNDWL02WGN1, LNDWL03WGN1, LNDWL03WGN2, and LNDWL04WGN2 due to a failing LCS (biased low). Because these samples were analyzed 7 days outside of the method holding time and all results are non-detected, the re-extraction results for these samples are therefore considered rejected and are flagged R-H.
- Method Blanks: Target analytes were not detected in the method blanks; therefore, all acceptance criteria were met for this parameter.
- Calibration: All acceptance criteria were met.
- MS/MSD: All acceptance criteria were met.
- LCS: Dalopon, dicamba, and dichlorprop recovered below laboratory established acceptance limits in the LCS associated with samples LNDWL01WGN1, LNDWL02WGN1,

LNDWL03WGN1, LNDWL03WGN2, and LNDWL04WGN2. Dalapon was detected above the MDL but well below the laboratory reporting limit in sample LNDWL02WGN1. The laboratory re-extracted these samples but the re-extraction was done outside of hold time as discussed above. (Dalapon was not detected in the re-extraction.) The AFCEE QAPP recommends rejection of the results for these compounds due to the LCS failure. However, because the MS/MSD recoveries met the laboratory acceptance limits in both the initial and re-extraction showing that the laboratory systems were in control, and given that the laboratory reporting limits are well below the project action limits for these compounds, the results for dalapon, dicamba, and dichlorprop are considered usable but estimated and are flagged UJ/J-L.

- Surrogates: The surrogate in sample LNDWL02WGN1 recovered above laboratory acceptance limits. The positive results in this sample are therefore considered estimated and are flagged J-S.
- Field duplicates: Two sets of duplicate samples were collected and the results for both sets are comparable as listed below.
  - LNDBH03SO15-17N1/LNDBH03SO15-17N2: All results are comparable for this sample location.
  - LNDWL03WGN1/LNDWL03WGN2: All results are comparable for this sample location.

<u>Volatile Organic Compounds by SW8260B.</u> The data quality objectives were met for most results. Some results are considered rejected and unusable; details are provided below:

- Sample Handling:
  - The instrument used to test the sodium bisulfate preserved soil samples did not function properly during sample analysis. A second aliquot was not collected in field; therefore, the laboratory could only report usable data from the samples that were preserved with methanol. The sodium bisulfate preserved samples were collected to obtain reduced reporting limits for some volatile compounds. Because the methanol preserved sample results were reported for the samples LNDBH010SO0.0N1, LNDBH010SO35.0N1, LNDBH02SO24.0N1, LNDBH02SO5.0N1, LNDBH03SO15-17N1, and LNDBH04SO10-12N1, some laboratory reporting limits exceed the project specific reporting limits. Analytes for which the laboratory reporting limits did not meet project objectives include the following: 1,1,2,2-tetrachloroethane, 1,1,2-trichloroethane, 1,1-dichloroethene, 1,2-dichloroethane, 1,2-dichloropropane, carbon tetrachloride, methylene chloride, and vinyl chloride. This error does not appear to have impacted the overall project objectives because volatile compounds were not detected in any of the samples, indicating that a source for chlorinated contamination does not exist in this area.
  - Methanol leaked from the sample LNDBH03SO15-17N1 during transfer to the laboratory and the laboratory did not have adequate extract volume to appropriately analyze this sample. Results for this sample are considered rejected (R-P). However, a duplicate sample was collected from this same location (LNDBH03SO15-17N2) and provides usable data.
  - Sample receiving temperatures exceeded EPA guidance of 4±2°C for the following samples: LNDWL01WGN1, LNDWL02WGN1, LNDWL03WGN1, LNDWL03WGN2, and LNDWL04WGN2. The results in the associated samples are considered estimated (UJ/J-TE) as previously discussed.

- Holding Times: All acceptance criteria were met.
- Method/Trip Blanks:
  - Acetone was detected in the instrument blank associated with sample LNDBH04SO10-12N1. Naphthalene was detected in two method blanks associated with samples LNDBH010SO0.0N1 and LNDBH010SO35.0N1. Methylene chloride was detected in a method blank associated with sample LNDSSMIDDLESN2. Methylene chloride was detected in the trip blank associated with samples LNDBH010SO0.0N1, LNDBH010SO35.0N1, LNDBH02SO24.0N1, LNDBH02SO5.0N1, LNDBH04SO10-12N1, LNDSSSOUTHSEN1, LNDSSMIDDLESN2, LNDSSNORTHSEN2, and LNDSSSOUTHSEN2. The results for these samples are considered non-detected at the reported value or reporting limit (whichever is greater) due to cross contamination during shipping or handling by field or laboratory personnel. These results are flagged UB/RL.
  - Methylene chloride was detected in the trip blank associated with LNDBH04SO10-12N1. Methylene chloride and acetone were detected in the trip blank associated with samples LNDBH03SO15-17N2, LNDBH03SO5-7N1, and LNDBH04SO5-7N1, although the acetone result in sample LNDBH04SO5-7N1 is greater than 10 times that found in the trip blank. The results in these samples (except acetone in sample LNDBH04SO5-7N1) are considered non-detected at the reported value or reporting limit (whichever is greater) due to cross contamination during shipping or handling by field or laboratory personnel. These results are flagged UB/RL.
- Calibration:
  - The recovery for Acetone, 2-butanone, and 2-hexanone exceeded acceptance criteria in the initial calibration associated with sample LNDBH04SO10-12N1. The results for these compounds in the associated sample are considered rejected (R-C).
  - The recovery for 1,2,4-trichlorobenzene and n-butylbenzene exceeded acceptance criteria in the continuing calibration verification associated with samples LNDSSMIDDLESN2, LNDSSNORTHSEN2, LNDSSSOUTHSEN2, and LNDSSTBSEN1. The results for these compounds in the associated samples are considered rejected (R-C).
  - The recovery for 1-Chlorohexane and 2-hexanone exceeded acceptance criteria in the continuing calibration verification associated with sample LNDSSMIDDLEWGN1. The results for these compounds in the associated samples are considered rejected (R-C).
  - The recovery for Dichlorodifluoromethane exceeded acceptance criteria in the initial calibration verification associated with samples LNDWL01WGN1, LNDWL02WGN1, LNDWL03WGN1, LNDWL03WGN2, and LNDWL04WGN2. The results for these compounds in the associated samples are considered rejected (R-C).
- MS/MSD: The MS and/or MSD recoveries for bromomethane, carbon disulfide, and methylene chloride for sample LNDBH03SO5-7N1 were below laboratory acceptance limits. These compounds are flagged “UJ-M” due to matrix interference.
- LCS: Chloromethane and trichloroethene recovery in an LCS was below laboratory acceptance limits by less than a percent. In addition, all calibration verifications were within acceptance limits for these compounds. For these reasons, chloromethane in sample LNDBH04SO10-12N1 and trichloroethene in sample LNDSSMIDDLEWGN1 are considered

estimated (UJ-L), even though the AFCEE QAPP suggests that these results should be rejected.

- Surrogates: One surrogate in sample LNDSSMIDDLESN2 was above laboratory acceptance limits. The positive results for this sample are considered estimated and are qualified J-S.
- Field duplicates: Two sets of duplicate samples were collected and the results for set of samples with similar preservation and analytical techniques are comparable as listed below:
  - LNDBH03SO15-17N1/LNDBH03SO15-17N2: Sample LNDBH03SO15-17N1 was analyzed by the high level method (methanol extraction) and sample LNDBH03SO15-17N2 was analyzed by the low level method (sodium bisulfate extraction); the results for these samples therefore cannot be compared.
  - LNDWL03WGN1/LNDWL03WGN2: All results are comparable for this sample location.

Semivolatile Organic Compounds by SW8270C. The data quality objectives were met for most results, although some are considered rejected and unusable. Details are provided below:

- Sample Handling: All acceptance criteria were met with the exception of the temperature deviation discussed previously.
- Holding Times: All acceptance criteria were met.
- Method Blanks: Target analytes were not detected in the method blanks; therefore, all acceptance criteria were met for this parameter.
- Calibration: Recovery for hexachlorocyclopentadiene exceeded laboratory acceptance limits. This compound was not detected in associated samples (LNDBH010SO0.0N1, LNDBH010SO35.0N1, LNDBH02SO24.0N1, LNDBH02SO5.0N1, LNDSSMIDDLESEN1, LNDSSMIDDLEWGN1, LNDSSNORTHSEN1, LNDSSNORTHWGN1, LNDSSSOUTHSEN1, and LNDSSSOUTHWGN1) and is therefore considered estimated (UJ-C) even though the AFCEE QAPP indicates that the associated data for this analyte should be rejected.
- MS/MSD: All acceptance criteria were met.
- LCS: All acceptance criteria were met except those specified below:
  - The LCS recovery for aniline was below laboratory acceptance limits but not detected in the associated samples (LNDBH010SO0.0N1, LNDBH010SO35.0N1, LNDBH02SO24.0N1, LNDBH02SO5.0N1, LNDBH03SO15-17N1, LNDBH03SO15-17N2, LNDBH03SO5-7N1, LNDBH04SO10-12N1, LNDBH04SO5-7N1, LNDSSNORTHSEN1, and LNDSSSOUTHSEN1). The non-detected results for aniline in these samples are rejected (R-L).
  - The LCS recovery for acenaphthylene was below laboratory acceptance limits but not detected in the associated samples (LNDSSMIDDLEWGN1, LNDSSNORTHWGN1, and LNDSSSOUTHWGN1). The results for acenaphylene in these samples are rejected (R-L).
- Surrogates: All acceptance criteria were met.
- Field duplicates: Two sets of duplicate samples were collected and the results for both sets of samples are comparable as listed below:

- LNDBH03SO15-17N1/LNDBH03SO15-17N2: All results are comparable for this sample location.
- LNDWL03WGN1/LNDWL03WGN2: All results are comparable for this sample location.

Considering these noncompliance issues the data are still considered usable, with the exception of those reported as rejected. 3,312 soil sample results were reported; 86 of those were rejected for a completeness of 97.4%. 2,002 water sample results were reported; 60 of those were rejected for a completeness of 97.0%. Therefore, the overall project completeness goals of 95% for waters and 90% for soils were met.

Attachment A-3

2003 Data Quality Assessment Review

2003 Analytical Data Quality Assessment Review

The analytical data quality assessment process performed by the Contractor project chemist was used to evaluate data quality and usability against previously established project data quality objectives.

All reported data within this package should be considered valid and usable with the exception of those results considered rejected. The qualifiers used to flag data are defined in order of severity and follow the AFCEE format described in Table 8.2-1 or the AFCEE QAPP:

- **U** - synonymous with ND for nondetect; compounds was analyzed for but not detected above the method detection limit (MDL); final numerical result is below the MDL.
- **B** - The analyte was found in an associated blank, as well as in the sample.
- **F** - The analyte was positively identified but the associated numerical value is below the RL.
- **J** - analyte was positively identified, but numerical value of concentration is approximate due to compromised quality control or inherent inability to analyze the sample (e.g., matrix effects) and considered an estimated value.
- **UJ** – analyte was not detected at the reporting limit; the numerical value of the reporting limit is approximate due to comprised quality control or inherent inability to analyze the sample (e.g. matrix effects) and is considered an estimated value.
- **M** - A matrix effect was present.
- **R** - analyte was positively identified, but sample results were rejected due to significant deficiencies in quality control. Rejected data are not usable and sample should be recollected if loss of this data point creates a data gap.
- **UBRL** – Although the analyte was detected, the result should be considered non-detected at the reporting limit or reported value (whichever is greater) due to cross contamination during shipping or handling by field or laboratory personnel.

Secondary flags are used in the attached data tables to define the quality parameter that failed criteria resulting in the qualification of the result. These flags are as follows:

- **C** – Initial or Continuing Calibration
- **H** – Holding times
- **L** – Lab control sample
- **M** – Matrix spike and/or spike duplicate
- **P** – Incorrect or inadequate preservation methods
- **S** – Surrogate recovery
- **I** – Internal standard
- **TE** – Sample cooler temperatures

DATA QUALITY SUMMARY

Data quality is determined as acceptable, estimated, or rejected. Acceptable data are associated with QC data that meet all QC criteria or with QC samples that did not meet QC criteria but data quality objectives are not affected. Estimated (J) results are usable but considered inaccurate due to a bias created by matrix interference or QC acceptance criteria that were not met. Rejected (R) data are not usable to support closure or risk based decisions and may require recollection of samples where data gaps were created.

In general, the overall quality of the data are acceptable. Sample collection, handling, analysis and reporting procedures defined in the project SAP were followed with the following exceptions:

- Of three coolers sent to the primary laboratories, one was received with a temperature just above the EPA guidance of 4±2°C at 6.1°C. These samples were packed in coolers with ice the day that they were sampled and delivered to the laboratory that same day (14 July). The AFCEE QAPP recommends rejection of all analyte results when sample-receiving temperatures are out of compliance. However, professional judgment suggests that the data is usable. Except for the volatile constituents, most analytes are not significantly impacted by slight variations in temperatures. In addition, the samples were in transport for at most four hours. The non-volatile results are not qualified; the volatile results (methods AK101 and SW8260B) are considered estimated but usable and are flagged UJ/J-TE.

Details of the laboratory data evaluation are provided below by method and include the associated samples and analytes:

<u>Gasoline Range Organics (GRO) by AK101.</u> The data quality objectives were met for this method with the following exceptions:

- Sample Handling:
  - Methanol was not added to sample JE03ELMTP4SL03-01SO in the field. This was discovered upon initiation of sample analysis at the laboratory, and methanol was added five days after sample collection when the analysis commenced. Results for this sample are considered rejected and are flagged R-P; however, this does not represent a data gap as usable data is provided by a duplicate sample taken at this location (JE03ELMTP4SL04-01SO).
  - Sample receiving temperatures were outside EPA guidance of 4±2°C for the following samples: JE03ELMTP2SL01-01SO, JE03ELMTP2SL02-01SO, JE03ELMTP2SL03-01SO, JE03ELMTP2SL04-01SO, JE03ELMTP1SL01-01SO, JE03ELMTP1SL02-01SO, JE03ELMTP1SL03-01SO, JE03ELMTP1SL04-01SO, JE03ELMTP1SL05-01SO, and JE03ELMTBSL06-01SO. As discussed above, the results for these samples are estimated and flagged UJ/J-TE.
- Holding Times: All acceptance criteria were met.

- Method Blanks: Target analytes were not detected in the method blanks; therefore, all acceptance criteria were met for this parameter.
- Trip Blanks: Target analytes were not detected in the trip blanks; therefore, all acceptance criteria were met for this parameter.
- Surrogates: All acceptance criteria were met.
- LCS: All acceptance criteria were met.
- MS/MSD: All acceptance criteria were met.
- Calibration: All acceptance criteria were met.
- Field duplicates:
  - JE03ELMTP4SL03-01SO/JE03ELMTP4SL04-01SO: All results are comparable for this sample location.

Diesel Range/Residual Range Organics (DRO/RRO) AK102/103. The data quality objectives were met for this method with the following exceptions:

- Sample Handling: All acceptance criteria were met:
- Holding Times: All acceptance criteria were met.
- Method Blanks: DRO and/or RRO was detected in two method blanks. The results for the associated samples in the table below were less than five times the associated method blank level, are considered nondetect, and are qualified UBRL.

JE03ELMTP1SL05-01SO	JE03ELMTP2SL04-01SO
JE03ELMTP1SL01-01SO	JE03ELMTP4SL05-01SO
JE03ELMTP1SL02-01SO	JE03ELMTP4SL06-01SO
JE03ELMTP1SL03-01SO	JE03ELMTP3SL01-01SO
JE03ELMTP1SL04-01SO	JE03ELMTP3SL02-01SO
JE03ELMTP2SL01-01SO	JE03ELMTP4SL01-01SO
JE03ELMTP2SL02-01SO	JE03ELMTP4SL02-01SO
JE03ELMTP2SL03-01SO	

- Surrogates: The surrogate in sample JE03ELMTP4SL04-01SO recovered below laboratory acceptance limits; however, this sample was diluted for accurate quantification of target analytes resulting in over-dilution of the surrogate. The results for this sample are not qualified; therefore, data is not qualified based on this criterion.
- LCS: All acceptance criteria were met.
- MS/MSD: All acceptance criteria were met.
- Calibration: All acceptance criteria were met.
- Field duplicates:
  - JE03ELMTP4SL03-01SO/JE03ELMTP4SL04-01SO: Data comparability for DRO is comparable within a factor of three; RRO is comparable within a factor of four. The

results for these samples are well below project action limits, and the data is considered usable and is not further qualified.

Polynuclear aromatic hydrocarbons by SW8270C-SIM. The data quality objectives were met for this method.

- Sample Handling: All acceptance criteria were met.
- Holding Times: All acceptance criteria were met.
- Method Blanks: Target analytes were not detected in the method blanks; therefore, all acceptance criteria were met for this parameter.
- Surrogates: All acceptance criteria were met.
- LCS: All acceptance criteria were met.
- MS/MSD: All acceptance criteria were met.
- Calibration: All acceptance criteria were met.
- Field duplicates:
  - JE03ELMTP4SL03-01SO/JE03ELMTP4SL04-01SO: All results are comparable for this sample location.

Metals by SW6020/SW7470A/SW7471A. The data quality objectives were met for this method.

- Sample Handling: All criteria acceptance criteria were met.
- Holding Times: All acceptance criteria were met.
- Method Blanks: All acceptance criteria were met.
- LCS: All acceptance criteria were met.
- MS/MSD: All acceptance criteria were met.
- Calibration: All acceptance criteria were met.
- Field duplicates:
  - JE03ELMTP4SL03-01SO/JE03ELMTP4SL04-01SO: All results are comparable for this sample location.

Pesticides by SW8081A. The data quality objectives were met for this method with the following exceptions:

- Sample Handling: All acceptance criteria were met.
- Holding Times: All acceptance criteria were met.
- Method Blanks: Target analytes were not detected in the method blanks; therefore, all acceptance criteria were met for this parameter.
- Surrogates: Both surrogates for samples JE03ELMTP4SL03-01SO and JE03ELMTP4SL04-01SO were diluted and are reported with 0% recovery although results for both samples were nondetect. The sample extracts were highly viscous and dark colored which indicates

a matrix effect; therefore, the results for these samples are considered estimated and are flagged UJ-M.

- LCS: All acceptance criteria were met.
- MS/MSD: All acceptance criteria were met except the following:
  - The following analytes recovered below laboratory acceptance limits in either the MS or MSD (or both) associated with sample JE03ELMTP4SL02-01SO: 4,4'-DDE, 4,4'-DDT, Aldrin, alpha-Chlordane, delta-BHC, Dieldrin, Endosulfan sulfate, Endrin, Heptachlor epoxide, and Methoxychlor. The associated LCS met acceptance limits indicating that the laboratory systems were in control. Therefore, these analytes are considered estimated and qualified UJ-M in the primary sample only.
  - The following analytes recovered below laboratory acceptance limits in either the MS or the MSD (or both) associated with sample JE03ELMTP4SL06-01SO: 4,4'-DDD, 4,4'-DDE, and 4,4'-DDT. The presence of these analytes in the primary sample masked the MS/MSD recoveries; therefore data for these analytes in the primary sample are not qualified.
- Calibration: All acceptance criteria were met.
- Field duplicates:
  - JE03ELMTP4SL03-01SO/JE03ELMTP4SL04-01SO: All results are comparable for this sample location.

<u>Polychlorinated biphenyls by SW8082.</u> The data quality objectives were met for this method with the following exceptions:

- Sample Handling: All acceptance criteria were met.
- Holding Times: All acceptance criteria were met.
- Method Blanks: Target analytes were not detected in the method blanks; therefore, all acceptance criteria were met for this parameter.
- Surrogates: Surrogate recovery for three samples were less than the laboratory acceptance limits: JE03ELMTP4SL03-01SO, JE03ELMTP4SL04-01SO, and JE03ELMTP4SL05-01SO. The extracts for these samples were highly viscous and dark colored which indicates a matrix effect, and all results were non-detected. Consequently, the results for these samples are considered estimated and are flagged UJ-M.
- LCS: All acceptance criteria were met.
- MS/MSD: All acceptance criteria were met.
- Calibration: Two continuing calibration verification standards recovered above the laboratory acceptance limits. These standards were associated with the following samples: JE03ELMTP1SL01-01SO, JE03ELMTP1SL02-01SO, JE03ELMTP1SL03-01SO, JE03ELMTP1SL04-01SO, JE03ELMTP1SL05-01SO, JE03ELMTP2SL01-01SO, JE03ELMTP2SL02-01SO, JE03ELMTP2SL03-01SO, JE03ELMTP2SL04-01SO, and JE03ELMTP4SL06-01SO. The AFCEE QAPP recommends rejection of the data based on this criterion. However, the CCV recoveries were biased high and all associated sample results were non-detected. Therefore, these results are considered estimated only and are flagged UJ-C.

- Field duplicates:
  - JE03ELMTP4SL03-01SO/JE03ELMTP4SL04-01SO: All results are comparable for this sample location.

Herbicides by SW8151A. The data quality objectives were met for this method with the following exceptions:

- Sample Handling: All acceptance criteria were met.
- Holding Times: All acceptance criteria were met.
- Method Blanks: Target analytes were not detected in the method blanks; therefore, all acceptance criteria were met for this parameter.
- Surrogates: All acceptance criteria were met.
- LCS: The LCS for MCPP was above laboratory acceptance limits. However, all associated results for this compound were non-detected; in addition, the laboratory routinely runs a dual column analysis, and in this case the alternate column performed satisfactorily. For these reasons, the results of the associated samples are not qualified.
- MS/MSD: All acceptance criteria were met.
- Calibration: The initial calibration verification standard for dalapon and the continuing calibration verification standard for MCPP were outside of laboratory acceptance limits. However, both standards were biased high, and all sample results were non-detected. In addition, the laboratory routinely runs a dual column analysis, and in each case the alternate column performed satisfactorily. For these reasons, the results of the associated samples are not qualified.
- Field duplicates: A field duplicate was not performed for this method.

Volatile Organic Compounds by SW8260B. The data quality objectives were met for this method with the following exceptions:

- Sample Handling: All criteria were met except for the following:
  - Sample receiving temperatures were outside EPA guidance of 4±2°C for the following samples: JE03ELMTP1SL02-01SO, JE03ELMTP1SL03-01SO, JE03ELMTP2SL02-01SO, and JE03ELMTP1SL06-02SO. As discussed above, the results for these samples are estimated and flagged UJ/J-TE.
- Holding Times: All acceptance criteria were met.
- Method Blanks: Target analytes were not detected in the method blanks; therefore, all acceptance criteria were met for this parameter. However, methylene chloride was detected in one instrument blank. The only samples with positive hits associated with this instrument blank were JE03ELMTBSL06-02SO and JE03ELMTBSL10-02SO, both of which are trip blanks. The results for methylene chloride are considered non-detected and are flagged "UBRL" for these samples. Note that this compound was not detected in the primary samples.
- Trip Blanks: Methylene chloride was detected in two trip blanks as mentioned above. However, these detections were most likely due to laboratory contamination and are not

associated with positive results in the primary samples. Therefore, data are not flagged and usability is not impacted for this parameter.

- Surrogates: All acceptance criteria were met.
- LCS: 1,1-Dichloropropene and hexachlorobutadiene recovered above laboratory acceptance limits in one LCS. However, the associated sample results for these compounds were non-detected. Therefore, data usability is not impacted and data is not flagged based on this criterion.
- MS/MSD: All acceptance criteria were met.
- Calibration: All acceptance criteria were met except the following:
  - Acetone was less than 2% below laboratory acceptance limits for one continuing calibration verification standard. The results for associated samples JE03ELMTP4SL01-01SO and JE03ELMTP4SL06-01SO were non-detected. The AFCEE QAPP recommends rejection of the data for these criteria. However, the LCS met recovery criteria at 71%; in addition, the laboratory reporting limit for this compound is nearly ten times less than the most conservative project action limit. For these reasons, the associated results are considered estimated but usable and are qualified UJ-C.
  - Hexachlorobutadiene and trichlorofluoromethane were above laboratory acceptance limits for one continuing calibration verification standard. The AFCEE QAPP recommends rejection of the data for this deviation. However, all associated samples were non-detected for these compounds. For this reason, the results for the associated samples are considered usable and are not qualified.
- Field duplicates: A field duplicate was not performed for this method.

<u>Semivolatile Organic Compounds by SW8270C.</u> The data quality objectives were met for this method with the following exceptions:

- Sample Handling: All acceptance criteria were met.
- Holding Times: All acceptance criteria were met.
- Method Blanks: Target analytes were not detected in the method blanks; therefore, all acceptance criteria were met for this parameter.
- Surrogates: All acceptance criteria were met.
- LCS: 4-Nitrophenol and azobenzene recovered above laboratory acceptance limits in one LCS. The associated sample results for these compounds were all nondetect and data is therefore not qualified.
- MS/MSD: 49 of 74 compounds recovered below laboratory acceptance limits for the MS/MSD associated with sample JE03ELMTP1SL03-01SO. The LCS met all recovery criteria, therefore the results for the primary sample associated with this deviation are considered estimated and are qualified UJ/J-M.
- Calibration: 3,3'-Benzidine recovered below the laboratory acceptance limits in one continuing calibration verification standard. The LCS recovered within limits at 84%. The laboratory reporting limit for the impacted sample (JE03ELMTP4SL01-01SO) is above the

project specific action limits. For these reasons, this compound is considered rejected (UR-C) in this sample.

- Field duplicates: A field duplicate was not performed for this method.

Considering these noncompliance issues the data are still considered usable, with the exception of those reported as rejected. 2,022 soil sample results were reported; 2 of those were rejected for a completeness of 99.9%. Therefore, the overall project completeness goal of 90% for soils was met.

Attachment A-4

Boring Logs

EXPLORATION LOG

JACOBS

Project:	SS83 Landfill, Elmendorf AFB, Alaska
Site:	
Hole Number:	LNDWL01
Drilling Agency:	☐ Alaska District ☒ Other Ambler Exploration
Elevation Datum:	☒ MSL ☐ other
Location:	Northing: 2,663,956.37 ft; Easting: 1,669,324.01 ft
Top of Hole Elevation:	53.08 ft
Date Boring Completed:	4 Sep 2002
Driller:	Tom Campbell
Inspector:	Jessica Randel/Chris Locke
Type of Hole:	☐ other ☐ Test Pit ☐ Auger Hole ☒ Monitoring Well ☐ Piezometer
Depth to Groundwater:	32.57 ft AD
Depth Drilled:	42.00 ft
Total Depth:	42.00 ft
Hammer Weight:	340 lbs
Split Spoon I.D:	2.5 in
Size and Type of Bit	4.25 in Carbide 6-Tooth Conical
Type of Equipment:	B61 HD Mobile Drill
Type of Samples:	Split Spoon

Depth (ft)	Lithology	Sample	Frozen ASTM D 4083	Frost Class. TM 5-822-5	Blow Count	Symbol	Soil Description	%Gravel	%Sand	%Fines	Max Size (in)	PID (ppm)	% Water	Sample Data
		1-1			1, 2, 4	SW-SM	SAND. Medium grained, subangular, dark brown, with subrounded gravel, moist, decaying organics (wood).	10	80	10	1.0	0.4		Sample time 1106. PetroFlag: 128 mg/kg. Analytical sample: LNDBH01SO0.0N1
2					6	SW	SAND. Medium grained, subangular, dark brown, with subrounded gravel, moist.	10	90	0	0.5			
4														
		1-2			15	SW	SAND. Fine grained, subangular, dark brown, moist.	0	100	0		0.3		Sample time 1124. PetroFlag: 20 mg/kg.
6					14, 18	SW-SC	SAND. Medium to fine grained, subangular, dark brown, moist with lean clay.	0	90	10				
8														
10		1-3			50, 15	CH	CLAY. Fat clay, dark brown, wet.	0	0	100		0.9		Sample time 1145. PetroFlag: 36 mg/kg.
					17, 17	SW	SAND. Medium to fine grained, subangular, dark brown, some subangular gravel, trace fines.	20	75	5				
12														
14														
16		1-4			22, 15	SW	SAND. Medium grained, subangular, some subangular gravel, little fines, moist.	35	60	5		0.9		PetroFlag: 46 mg/kg.
					15, 14	SW	SAND. Medium to coarse grained, subangular, dark brown, little gravel, moist.	5	95	0				
18		1-5			10, 15	SW	SAND. Medium grained, subangular, dark brown, with subrounded gravel.	5	95	0		0.5		Sample time 1355. PetroFlag: 24 mg/kg.
					50	SW	SAND. Medium grained, subangular, dark brown, moist.	0	100	0				
						SM	SILTY SAND. Dark gray, moist. Hammer refusal. Augered through.	0	50	50				

Project: SS83 Landfill, Elmendorf AFB, Alaska

Boring Number: LNDWL01

ELMENDORF ELMSS83.GPJ ELMDORF.GDT 10/14/03

JACOBS

EXPLORATION LOG

Project:	SS83 Landfill, Elmendorf AFB, Alaska
Site:	
Hole Number:	LNDWL01
Drilling Agency:	☐ Alaska District ☒ Other Ambler Exploration
Elevation Datum:	☒ MSL ☐ other
Location:	Northing: 2,663,956.37 ft; Easting: 1,669,324.01 ft
Top of Hole Elevation:	53.08 ft
Date Boring Completed:	4 Sep 2002
Driller:	Tom Campbell
Inspector:	Jessica Randel/Chris Locke
Type of Hole:	☐ other ☐ Test Pit ☐ Auger Hole ☒ Monitoring Well ☐ Piezometer
Depth to Groundwater:	32.57 ft AD
Depth Drilled:	42.00 ft
Total Depth:	42.00 ft
Hammer Weight:	340 lbs
Split Spoon I.D:	2.5 in
Size and Type of Bit	4.25 in Carbide 6-Tooth Conical
Type of Equipment:	B61 HD Mobile Drill
Type of Samples:	Split Spoon

Depth (ft)	Lithology	Sample	Frozen ASTM D 4083	Frost Class. TM 5-822-5	Blow Count	Symbol	Soil Description	Grain Size %Gravel	%Sand	%Fines	Max Size (in)	PID (ppm)	% Water	Sample Data
22														
24														
26														
28							Hammered split spoon. No recovery.							
30														
32													▼	
34														
36		1-6			40 40 40 45	ML	SILT. Dark gray, moist, with some fine grained sand and trace gravel.	5	10	85		0.8		Sample time 1530. MS/MSD sample collected. PetroFlag: 28 mg/kg. Analytical sample: LNDBH01SO35.0N1
38		1-7			50 45	ML	SILT. Dark gray, some subrounded gravel, little sand, moist, fragments of charcoal (?) throughout.	15	10	75		0.7		Sample time 1617. PetroFlag: 36 mg/kg.

Project: SS83 Landfill, Elmendorf AFB, Alaska

Boring Number: LNDWL01

ELMENDORF ELMSS83.GPJ ELMDORF.GDT 10/14/03

EXPLORATION LOG

Project:	SS83 Landfill, Elmendorf AFB, Alaska
Site:	
Hole Number:	LNDWL01
Drilling Agency:	☐ Alaska District ☒ Other Ambler Exploration
Elevation Datum:	☒ MSL ☐ other
Location:	Northing: 2,663,956.37 ft; Easting: 1,669,324.01 ft
Top of Hole Elevation:	53.08 ft
Date Boring Completed:	4 Sep 2002
Driller:	Tom Campbell
Inspector:	Jessica Randel/Chris Locke
Type of Hole:	☐ other ☐ Test Pit ☐ Auger Hole ☒ Monitoring Well ☐ Piezometer
Depth to Groundwater:	32.57 ft AD
Depth Drilled:	42.00 ft
Total Depth:	42.00 ft
Hammer Weight:	340 lbs
Split Spoon I.D:	2.5 in
Size and Type of Bit	4.25 in Carbide 6-Tooth Conical
Type of Equipment:	B61 HD Mobile Drill
Type of Samples:	Split Spoon

Depth (ft)	Lithology	Sample	Frozen ASTM D 4083	Frost Class. TM 5-822-5	Blow Count	Symbol	Soil Description	Grain Size %Gravel	Grain Size %Sand	Grain Size %Fines	Max Size (in)	PID (ppm)	% Water	Sample Data
		1-8			20 20 31	ML	SILT. Dark gray, some subrounded gravel, little sand, moist, fragments of charcoal (?) throughout.	10	10	80		0.3		Sample time 1650. PetroFlag: 39 mg/kg.
42														
44														
46														
48														
50														
52														
54														
56														
58														

Project: SS83 Landfill, Elmendorf AFB, Alaska

Boring Number: LNDWL01

ELMENDORF ELMSS83.GPJ ELMDORF.GDT 10/14/03

JE JACOBS EXPLORATION LOG

Project:	SS83 Landfill, Elmendorf AFB, Alaska
Site:	
Hole Number:	LNDWL02
Drilling Agency:	☐ Alaska District ☒ Other Ambler Exploration
Elevation Datum:	☒ MSL ☐ other
Location:	Northing: 2,663,893.93 ft; Easting: 1,669,264.16 ft
Top of Hole Elevation:	49.31 ft
Date Boring Completed:	5 Sep 2002
Driller:	Tom Campbell
Inspector:	Jessica Randel/Chris Locke
Type of Hole:	☐ other ☐ Test Pit ☐ Auger Hole ☒ Monitoring Well ☐ Piezometer
Depth to Groundwater:	23.85 ft AD
Depth Drilled:	38.00 ft
Total Depth:	38.00 ft
Hammer Weight:	340 lbs
Split Spoon I.D:	2.5 in
Size and Type of Bit	4.25 in Carbide 6-Tooth Conical
Type of Equipment:	B61 HD Mobile Drill
Type of Samples:	Split Spoon

Depth (ft)	Lithology	Sample	Frozen ASTM D 4083	Frost Class. TM 5-822-5	Blow Count	Symbol	Soil Description	Grain Size %Gravel	%Sand	%Fines	Max Size (in)	PID (ppm)	% Water	Sample Data
					2	OH	SOIL. Top soil intermixed with decomposing wood.					0.0		Sample time 1320. Petroflag: 0 mg/kg.
		2-1			3	CH	CLAY. Dark brown clay with little coarse sand (rounded), moist, decomposed plant matter	0	10	90	0.25			
					3	CH	CLAY. Light gray fat clay, little plant matter.	0	0	100				
					5									
2														
4														
					7	SW	SAND. Fine to medium grained, rounded, dark brown, little rounded gravel, dry.	10	90	0		0.0		Sample time 1330. PetroFlag: 24 mg/kg. Analytical sample: LNDBH02SO5.0N1
6		2-2			10									
					12									
					20									
8														
10					19	GP	GRAVEL. Poorly graded, subrounded, moist.	100	0	0		0.0		Sample time 1344. PetroFlag: 14 mg/kg.
		2-3			21	SW	SAND. Fine to medium grained, rounded, light gray, moist, some rounded gravel.	20	80	0				
					19									
12					23									
14														
					4	SP	SAND. Poorly graded, subrounded, dark brown, little subrounded gravel. 15 - 16 feet sample wet, 16-17 feet sample moist.	10	90	0	0.5	0.0		Sample time 1352. PetroFlag: 0 mg/kg.
					7									
16		2-4			11									
					15									
					30	SP	SAND. Poorly graded, subrounded, dark brown, little subrounded gravel, moist. (Note: no sample 2-5 taken)	10	90	0	0.5	0.0		Sample time 1410. PetroFlag: 0 mg/kg.
					50	ML	SILT. Light gray, highly compacted,dry.	0	0	100				
18		2-6			39									
					50									

Project: SS83 Landfill, Elmendorf AFB, Alaska

Boring Number: LNDWL02

ELMENDORF ELMSS83.GPJ ELMDORF.GDT 10/14/03

JE JACOBS EXPLORATION LOG

Project:	SS83 Landfill, Elmendorf AFB, Alaska
Site:	
Hole Number:	LNDWL02
Drilling Agency:	☐ Alaska District ☒ Other Ambler Exploration
Elevation Datum:	☒ MSL ☐ other
Location:	Northing: 2,663,893.93 ft; Easting: 1,669,264.16 ft
Top of Hole Elevation:	49.31 ft
Date Boring Completed:	5 Sep 2002
Driller:	Tom Campbell
Inspector:	Jessica Randel/Chris Locke
Type of Hole:	☐ other ☐ Test Pit ☐ Auger Hole ☒ Monitoring Well ☐ Piezometer
Depth to Groundwater:	23.85 ft AD
Depth Drilled:	38.00 ft
Total Depth:	38.00 ft
Hammer Weight:	340 lbs
Split Spoon I.D:	2.5 in
Size and Type of Bit	4.25 in Carbide 6-Tooth Conical
Type of Equipment:	B61 HD Mobile Drill
Type of Samples:	Split Spoon

Depth (ft)	Lithology	Sample	Frozen ASTM D 4083	Frost Class. TM 5-822-5	Blow Count	Symbol	Soil Description	%Gravel	%Sand	%Fines	Max Size (in)	PID (ppm)	% Water	Sample Data
		2-7			30 33 33 19	ML	SILT. Light gray, highly compacted, little subrounded gravel, moist.	10	0	90	0.5	0.0		Sample time 1550. PetroFlag: 0 mg/kg.
22														
24		2-8			12 14 17 23	ML	SILT. Light gray, highly compacted, little subrounded gravel, moist.	10	0	90		0.0		Sample time 1605. PetroFlag: 0 mg/kg. Analytical sample: LNDBH02SO24.0N1
26														
28		2-9			18 20 20 22	ML	SILT. Light gray, highly compacted, little subrounded gravel, moist.	10	0	90		0.0		Sample time 1625. PetroFlag: 0 mg/kg.
30		2-10			16 36 39 32	ML	SILT. Light gray, highly compacted, little subrounded gravel, moist.	10	0	90		0.0		Sample time 1650. PetroFlag: 17 mg/kg.
32		2-11				ML	SILT. Light gray, highly compacted, little subrounded gravel, moist.	10	0	90				
34														
36		2-12			10 20 25 28	ML	SILT. Light gray, highly compacted, little subrounded gravel, moist.	10	0	90		0.0		Sample time 1804. PetroFlag: 21 mg/kg.
38														

Project: SS83 Landfill, Elmendorf AFB, Alaska

Boring Number: LNDWL02

ELMENDORF ELMSS83.GPJ ELMDORF.GDT 10/14/03

JACOBS

EXPLORATION LOG

Project:	SS83 Landfill, Elmendorf AFB, Alaska
Site:	
Hole Number:	LNDWL03
Drilling Agency:	☐ Alaska District ☒ Other Ambler Exploration
Elevation Datum:	☒ MSL ☐ other
Location:	Northing: 2,663,754.34 ft; Easting: 1,669,209.79 ft
Top of Hole Elevation:	47.15 ft
Date Boring Completed:	9 Sep 2002
Driller:	Tom Campbell
Inspector:	Jessica Randel/Chris Locke
Type of Hole:	☐ other ☐ Test Pit ☐ Auger Hole ☒ Monitoring Well ☐ Piezometer
Depth to Groundwater:	11.42 ft WD
Depth Drilled:	17.00 ft
Total Depth:	17.00 ft
Hammer Weight:	340 lbs
Split Spoon I.D:	2.5 in
Size and Type of Bit	4.25 in Carbide 6-Tooth Conical
Type of Equipment:	B61 HD Mobile Drill
Type of Samples:	Split Spoon

Depth (ft)	Lithology	Sample	Frozen ASTM D 4083	Frost Class. TM 5-822-5	Blow Count	Symbol	Soil Description	Grain Size %Gravel	%Sand	%Fines	Max Size (in)	PID (ppm)	% Water	Sample Data
		3-1			5	CH	CLAY. Fat clay, dark brown, moist, decaying organics (wood, etc.)	0	0	100		0.9		Sample time 1000. PetroFlag: 17 mg/kg.
					25	SW	SAND. Medium to coarse grained, subangular, brown/red, some subrounded gravel, trace fines, moist.	25	70	5				
					31									
					37									
2														
4														
		3-2			14	CH	CLAY. Fat clay, dark brown, with subangular fine to coarse sand and subrounded gravel, moist.	20	30	50	1.0	1.0		Sample time 1015. PetroFlag: 11 mg/kg. Analytical sample: LNDBH03SO5-7N1
					32	SW	SAND. Fine to coarse sand, subangular, brown/gray, some subangular gravel, little fines, dry.	20	70	10	1.0			
6					40									
					40									
8														
10					11	GW	GRAVEL. Subangular, brown, some fine to coarse subangular sand, little clay, wet.	50	40	10	1.5	0.8		Sample time 1032. PetroFlag: 21 mg/kg.
		3-3			14									
					13	SP	SAND. Medium grained, subangular, brown, lower 2 inches stained red, moist.	10	90	0	0.5			
					32	GW	GRAVEL. Subangular, brown, some fine to coarse subangular sand, little clay, moist.	50	40	10	1.5			
12														
14														
		3-4			7	SP	SAND. Medium to coarse grained, subangular, brown, some subangular gravel, trace fines, wet.	25	70	5	0.5	0.6		Sample time 1050. Duplicate sample taken. PetroFlag: 23 mg/kg. Analytical samples: LNDBH03SO15-17N1 LNDBH03SO15-17N2
					7	CH	CLAY. Fat clay, very compacted, light brown, little subangular sand and gravel, moist.	10	10	80	0.5			
16					45	MH	SILT. Gray, highly compacted, little subangular gravel, moist.	10	0	90	0.5			
					50									
18														

Project:	SS83 Landfill, Elmendorf AFB, Alaska
Boring Number:	LNDWL03

ELMENDORF ELMSS83.GPJ ELMDORF.GDT 10/14/03

JACOBS

EXPLORATION LOG

Project:	SS83 Landfill, Elmendorf AFB, Alaska
Site:	
Hole Number:	LNDWL04
Drilling Agency:	☐ Alaska District ☒ Other Ambler Exploration
Elevation Datum:	☒ MSL ☐ other
Location:	Northing: 2,663,849.13 ft; Easting: 1,669,450.27 ft
Top of Hole Elevation:	53.87 ft
Date Boring Completed:	9 Sep 2002
Driller:	Tom Campbell
Inspector:	Jessica Randel/Chris Locke
Type of Hole:	☐ other ☐ Test Pit ☐ Auger Hole ☒ Monitoring Well ☐ Piezometer
Depth to Groundwater:	13.50 ft WD
Depth Drilled:	22.00 ft
Total Depth:	22.00 ft
Hammer Weight:	340 lbs
Split Spoon I.D:	2.5 in
Size and Type of Bit	4.25 in Carbide 6-Tooth Conical
Type of Equipment:	B61 HD Mobile Drill
Type of Samples:	Split Spoon

Depth (ft)	Lithology	Sample	Frozen ASTM D 4083	Frost Class. TM 5-822-5	Blow Count	Symbol	Soil Description	%Gravel	%Sand	%Fines	Max Size (in)	PID (ppm)	% Water	Sample Data
		4-1			9, 7, 5, 3	SW	SAND. Well graded, fine to medium grained, brown, moist, with subrounded gravel.					0.2		Sample time 1325. PetroFlag: 72 mg/kg.
2						CH	CLAY. Fat clay, brown with subrounded gravel, moist.							
4														
6		4-2			7, 5, 4, 6	CH	CLAY. Fat clay, brown with subrounded gravel, moist.					0.5		Sample time 1340. PetroFlag: 33 mg/kg. Analytical sample: LNDBH04SO5-7N1
8														
10		4-3			10, 14, 17, 18	SW	SAND. Fine to medium grained, subrounded, brown/black, moist.	0	100	0		0.2		Sample time 1352. PetroFlag: 24 mg/kg. Analytical sample: LNDBH04SO10-12N1
12														
14														
16		4-4			15, 29, 23, 38	SW	SAND. Fine to medium grained, subrounded, brown/black, moist.	0	100	0		0.4		Sample time 1400. PetroFlag: 16 mg/kg.
						GW	GRAVEL. Brown, wet.							
18		4-5			14, 27, 30, 15	GW	GRAVEL. Brown, wet.					0.7		Sample time 1425. PetroFlag: 20 mg/kg.
						CH	CLAY. Fat gray clay with little gravel.	10	0	90				

Project: SS83 Landfill, Elmendorf AFB, Alaska

Boring Number: LNDWL04

ELMENDORF ELMSS83.GPJ ELMDORF.GDT 10/14/03

EXPLORATION LOG

JACOBS

Project:	SS83 Landfill, Elmendorf AFB, Alaska
Site:	
Hole Number:	LNDWL04
Drilling Agency:	☐ Alaska District ☒ Other Ambler Exploration
Elevation Datum:	☒ MSL ☐ other
Location:	Northing: 2,663,849.13 ft; Easting: 1,669,450.27 ft
Top of Hole Elevation:	53.87 ft
Date Boring Completed:	9 Sep 2002
Driller:	Tom Campbell
Inspector:	Jessica Randel/Chris Locke
Type of Hole:	☐ other ☐ Test Pit ☐ Auger Hole ☒ Monitoring Well ☐ Piezometer
Depth to Groundwater:	13.50 ft WD
Depth Drilled:	22.00 ft
Total Depth:	22.00 ft
Hammer Weight:	340 lbs
Split Spoon I.D:	2.5 in
Size and Type of Bit	4.25 in Carbide 6-Tooth Conical
Type of Equipment:	B61 HD Mobile Drill
Type of Samples:	Split Spoon

Depth (ft)	Lithology	Sample	Frozen ASTM D 4083	Frost Class. TM 5-822-5	Blow Count	Symbol	Soil Description	Grain Size %Gravel	Grain Size %Sand	Grain Size %Fines	Max Size (in)	PID (ppm)	% Water	Sample Data
		4-6			31 56 50	SW ML	SAND. Fine to coarse subrounded sand, dark gray/brown, wet. SILT. Dark gray, some subrounded gravel, wet.	0 15	100 0	0 85		0.5		Sample time 1445. PetroFlag: 17 mg/kg.
22														
24														
26														
28														
30														
32														
34														
36														
38														

Project: SS83 Landfill, Elmendorf AFB, Alaska

Boring Number: LNDWL04

ELMENDORF ELMSS83.GPJ ELMDORF.GDT 10/14/03

Attachment A-5

Monitoring Well Construction Logs

MONITORING WELL LOG

JE JACOBS	Project: ***SS83 Landfill*** ***Elmendorf AFB, Alaska***	Hole Number: ***LNDWL01***
	Drilling Agency: ☐ Alaska District ☒ Other ***Ambler Exploration***	Elevation Datum: ☒ MSL ☐ other
	Location: Northing: Easting:	Top of Hole Elevation:
Date Boring Completed: ***4 Sep 2002***	Driller: ***Tom Campbell***	Inspector: ***Jessica Randel/Chris Locke***

Type of Hole:	Depth to Groundwater:	Depth Drilled:	Total Depth:
☐ other _____ ☐ Test Pit ☐ Auger Hole ☒ Monitoring Well ☐ Piezometer	***AD***	***42.00 ft***	***42.00 ft***

Hammer Weight:	Split Spoon I.D:	Size and Type of Bit:	Type of Equipment:	Type of Samples:
340 lbs	***2.5 in***	***4.25 in Carbide 6-Tooth Conical***	***B61 HD Mobile Drill***	***Split Spoon***

NOTE:

10 Gallons of Water Added For Hydration

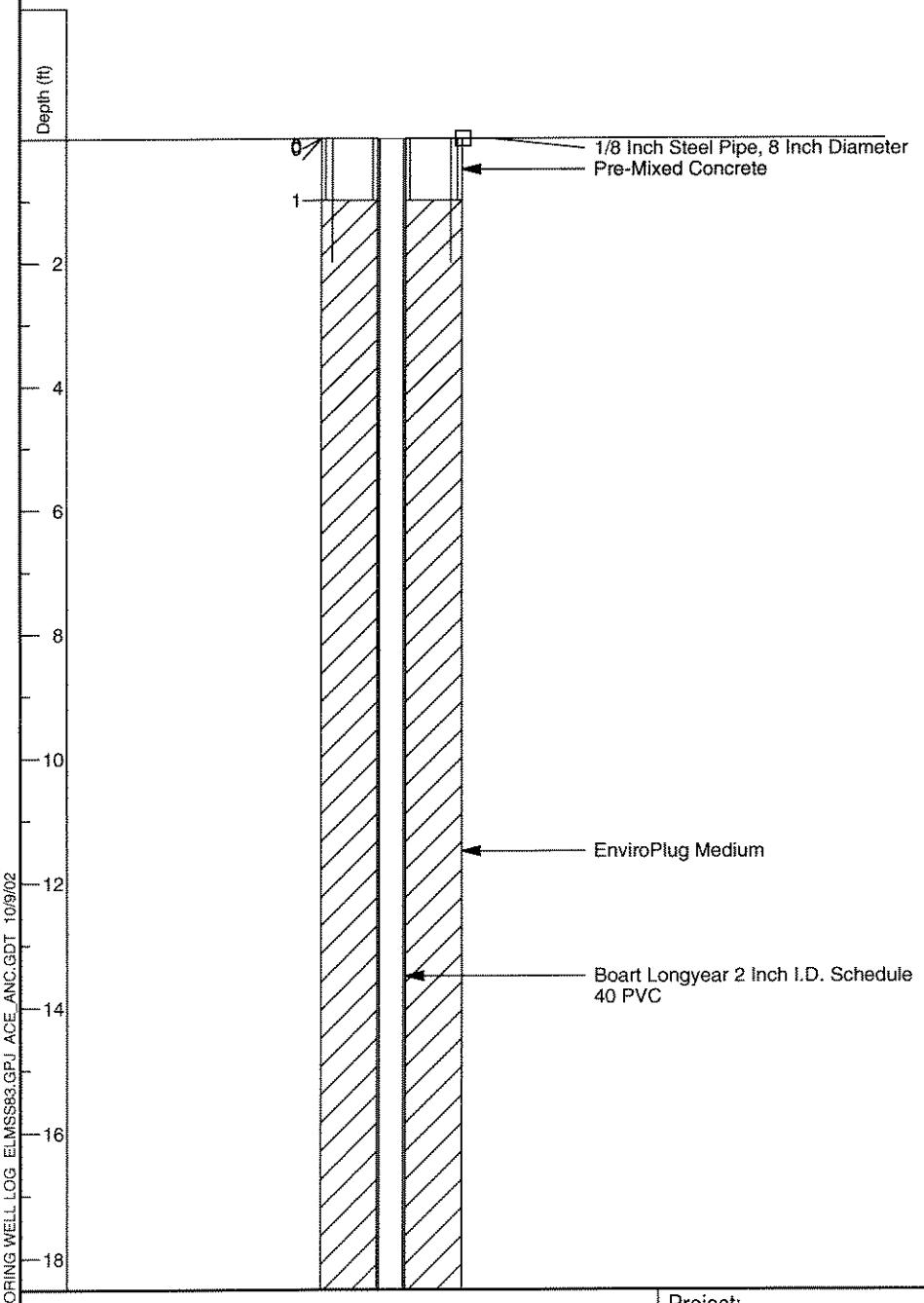

SUMMARY OF MATERIALS USED

Riser: Boart Longyear, 2 Inch I.D. PVC Schedule 40
Grout: 8 Bags EnviroPlug Medium (50 pound bags)
Screen: Boart Longyear, 2 Inch I.D., 0.01 PVC, Schedule 40
Sand: 8 Bags OgleBay Norton Industrial 20/40 Sand (50 pound bags)
Bentonite: 1 Bucket Cetco 3/8 Inch Bentonite Tablets (50 pound bucket)

MONITORING WELL LOG

JE JACOBS	Project: ***SS83 Landfill*** ***Elmendorf AFB, Alaska***	Hole Number: ***LNDWL01***
	Drilling Agency: ☐ Alaska District ☒ Other ***Ambler Exploration***	Elevation Datum: ☒ MSL ☐ other
	Location: Northing: Easting:	Top of Hole Elevation:
Date Boring Completed: ***4 Sep 2002***	Driller: ***Tom Campbell***	Inspector: ***Jessica Randel/Chris Locke***

Type of Hole	Depth to Groundwater:	Depth Drilled:	Total Depth:
☐ other _____ ☐ Test Pit ☐ Auger Hole ☒ Monitoring Well ☐ Piezometer	***AD***	***42.00 ft***	***42.00 ft***

Hammer Weight:	Split Spoon I.D:	Size and Type of Bit:	Type of Equipment:	Type of Samples:
340 lbs	***2.5 in***	***4.25 in Carbide 6-Tooth Conical***	***B61 HD Mobile Drill***	***Split Spoon***

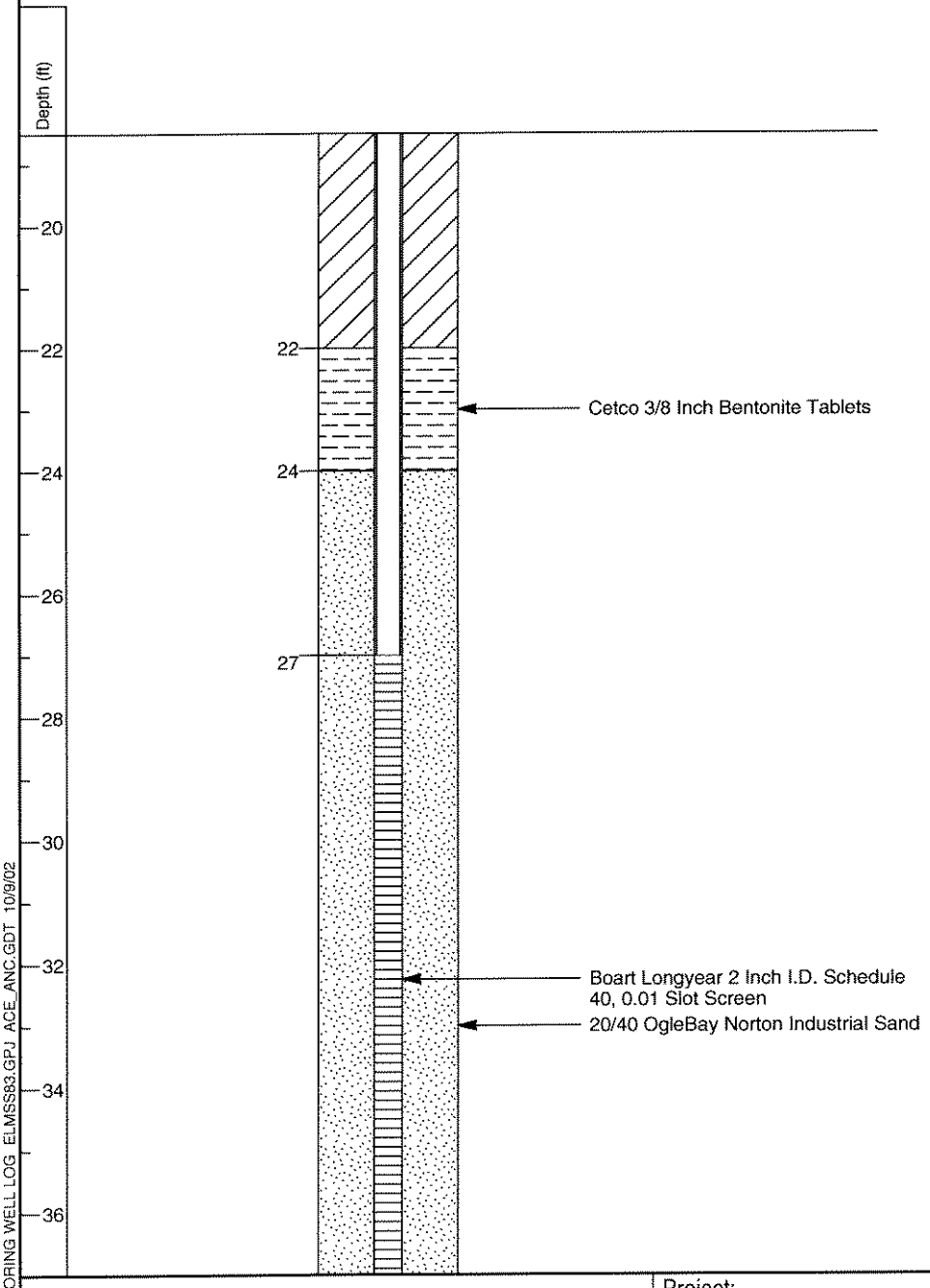

MONITORING WELL LOG ELMSS83.GPJ ACE_ANC.GDT 10/9/02

MONITORING WELL LOG

JE JACOBS

Project: *SS83 Landfill* *Elmendorf AFB, Alaska*		Hole Number: *LNDWL01*
Drilling Agency: ☐ Alaska District ☒ Other *Ambler Exploration*		Elevation Datum: ☒ MSL ☐ other
Location: Northing: Easting:		Top of Hole Elevation:
Date Boring Completed: *4 Sep 2002*	Driller: *Tom Campbell*	Inspector: *Jessica Randel/Chris Locke*
Type of Hole: ☐ other ☐ Test Pit ☐ Auger Hole ☒ Monitoring Well ☐ Piezometer	Depth to Groundwater: *AD*	Depth Drilled: *42.00 ft* / Total Depth: *42.00 ft*

Hammer Weight:	Split Spoon I.D:	Size and Type of Bit:	Type of Equipment:	Type of Samples:
340 lbs	*2.5 in*	*4.25 in Carbide 6-Tooth Conical*	*B61 HD Mobile Drill*	*Split Spoon*

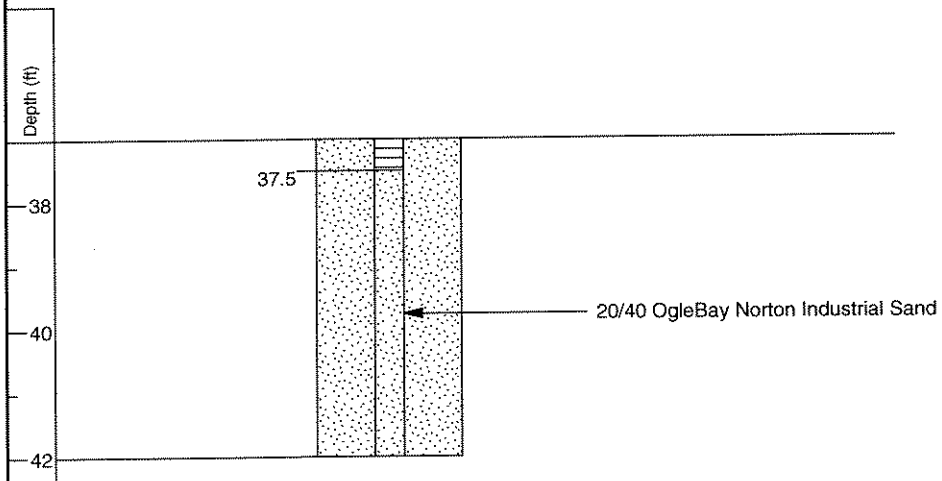

Bottom of Hole 42.00 ft
Groundwater Encountered After Drilling

MONITORING WELL LOG

JE JACOBS	Project: ***SS83 Landfill*** ***Elmendorf AFB, Alaska***	Hole Number: ***LNDWL02***
	Drilling Agency: ☐ Alaska District ☒ Other ***Ambler Exploration***	Elevation Datum: ☒ MSL ☐ other
	Location: Northing: Easting:	Top of Hole Elevation:
Date Boring Completed: ***5 Sep 2002***	Driller: ***Tom Campbell***	Inspector: ***Jessica Randel/Chris Locke***

Type of Hole	Depth to Groundwater:	Depth Drilled:	Total Depth:
☐ other _____ ☐ Test Pit ☐ Auger Hole ☒ Monitoring Well ☐ Piezometer	***AD***	***38.00 ft***	***38.00 ft***

Hammer Weight:	Split Spoon I.D:	Size and Type of Bit:	Type of Equipment:	Type of Samples:
340 lbs	***2.5 in***	***4.25 in Carbide 6-Tooth Conical***	***B61 HD Mobile Drill***	***Split Spoon***

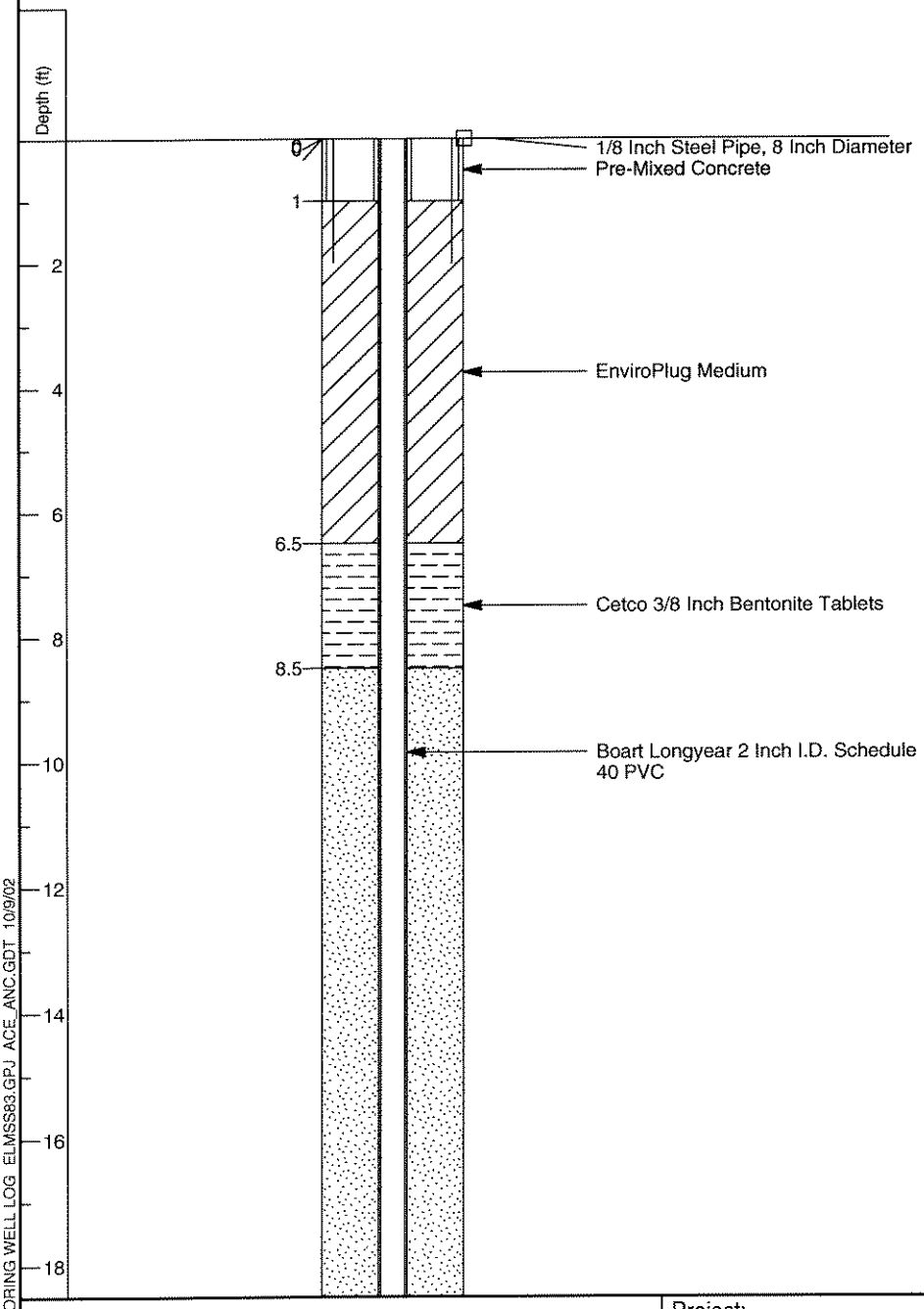

NOTE:

Bridging of sand occurred during well completion - therefore 5 bags of sand added before redrilling, 14 bags after redrilling.

SUMMARY OF MATERIALS USED

Riser: Boart Longyear, 2 Inch I.D. PVC Schedule 40
Grout: 5 Bags EnviroPlug Medium (50 pound bags)
Screen: Boart Longyear, 2 Inch I.D., 0.01 PVC, Schedule 40
Sand: 19 Bags OgleBay Norton Industrial 20/40 Sand (50 pound bags)
Bentonite: 1 Bucket Cetco 3/8 Inch Bentonite Tablets (50 pound bucket)

MONITORING WELL LOG ELMSS83.GPJ ACE_ANC.GDT 10/9/02

MONITORING WELL LOG

JE JACOBS

Project: *SS83 Landfill* *Elmendorf AFB, Alaska*		Hole Number: *LNDWL02*
Drilling Agency: ☐ Alaska District ☒ Other *Ambler Exploration*		Elevation Datum: ☒ MSL ☐ other
Location: Northing: Easting:		Top of Hole Elevation:
Date Boring Completed: *5 Sep 2002*	Driller: *Tom Campbell*	Inspector: *Jessica Randel/Chris Locke*
Type of Hole: ☐ other _____ ☐ Test Pit ☐ Auger Hole ☒ Monitoring Well ☐ Piezometer	Depth to Groundwater: *AD*	Depth Drilled: *38.00 ft* / Total Depth: *38.00 ft*

Hammer Weight:	Split Spoon I.D:	Size and Type of Bit:	Type of Equipment:	Type of Samples:
340 lbs	*2.5 in*	*4.25 in Carbide 6-Tooth Conical*	*B61 HD Mobile Drill*	*Split Spoon*

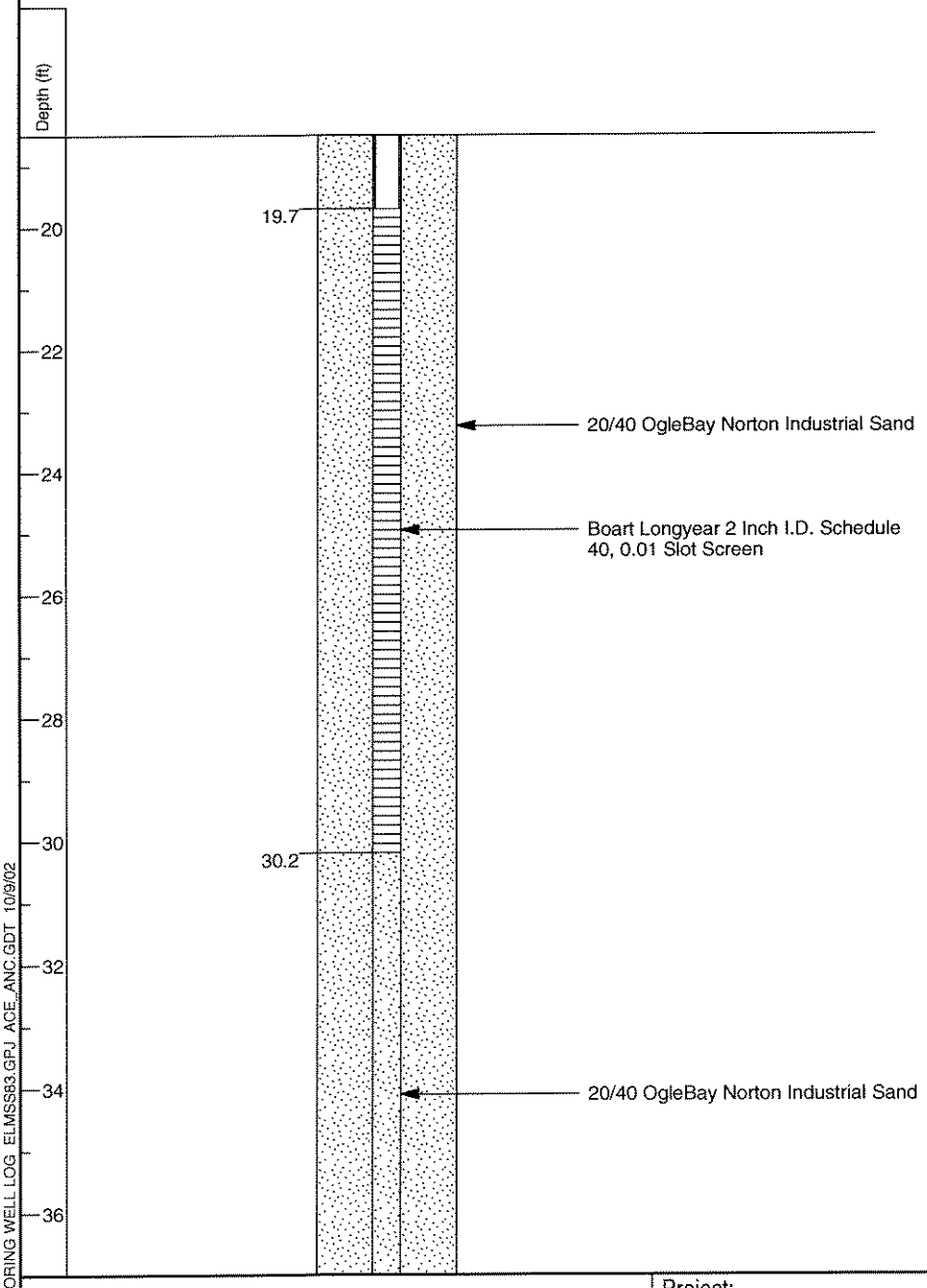

MONITORING WELL LOG

JE JACOBS	Project: ***SS83 Landfill*** ***Elmendorf AFB, Alaska***	Hole Number: ***LNDWL02***
	Drilling Agency: ☐ Alaska District ☒ Other ***Ambler Exploration***	Elevation Datum: ☒ MSL ☐ other
	Location: Northing: Easting:	Top of Hole Elevation:
Date Boring Completed: ***5 Sep 2002***	Driller: ***Tom Campbell***	Inspector: ***Jessica Randel/Chris Locke***

Type of Hole	Depth to Groundwater:	Depth Drilled:	Total Depth:
☐ other _____ ☐ Test Pit ☐ Auger Hole ☒ Monitoring Well ☐ Piezometer	***AD***	***38.00 ft***	***38.00 ft***

Hammer Weight:	Split Spoon I.D:	Size and Type of Bit:	Type of Equipment:	Type of Samples:
340 lbs	***2.5 in***	***4.25 in Carbide 6-Tooth Conical***	***B61 HD Mobile Drill***	***Split Spoon***

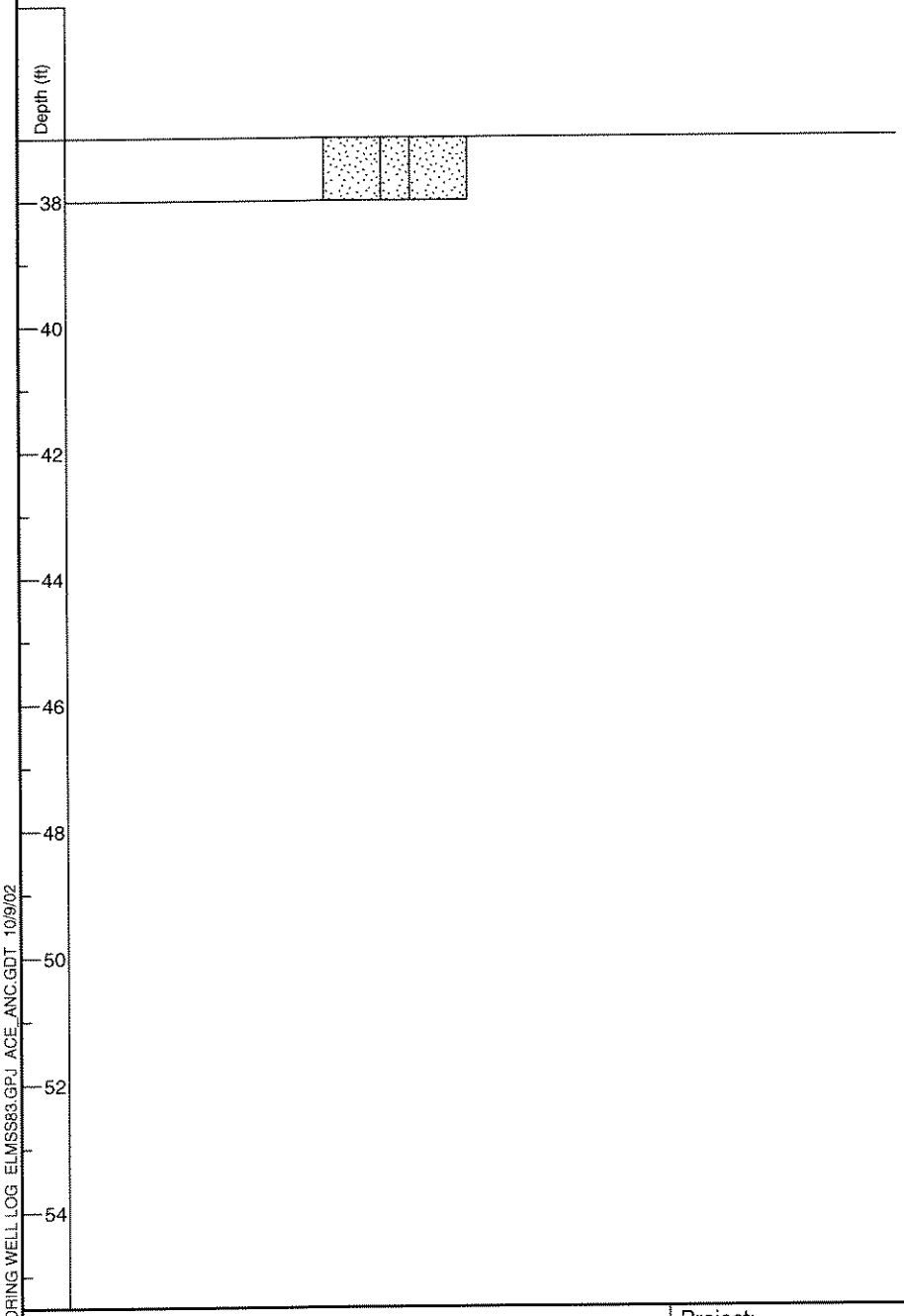

Bottom of Hole 38.00 ft
Groundwater Encountered After Drilling

MONITORING WELL LOG

JE JACOBS

Project: ***SS83 Landfill*** ***Elmendorf AFB, Alaska***		Hole Number: ***LNDWL03***
Drilling Agency: ☐ Alaska District ☒ Other ***Ambler Exploration***		Elevation Datum: ☒ MSL ☐ other
Location: Northing: Easting:		Top of Hole Elevation:
Date Boring Completed: ***9 Sep 2002***	Driller: ***Tom Campbell***	Inspector: ***Jessica Randel/Chris Locke***

Type of Hole: ☐ other ☐ Test Pit ☐ Auger Hole ☒ Monitoring Well ☐ Piezometer	Depth to Groundwater: ***11.42 ft WD***	Depth Drilled: ***17.00 ft***	Total Depth: ***17.00 ft***

Hammer Weight:	Split Spoon I.D:	Size and Type of Bit:	Type of Equipment:	Type of Samples:
340 lbs	***2.5 in***	***4.25 in Carbide 6-Tooth Conical***	***B61 HD Mobile Drill***	***Split Spoon***

NOTE:

5 Gallons of water added during drilling.

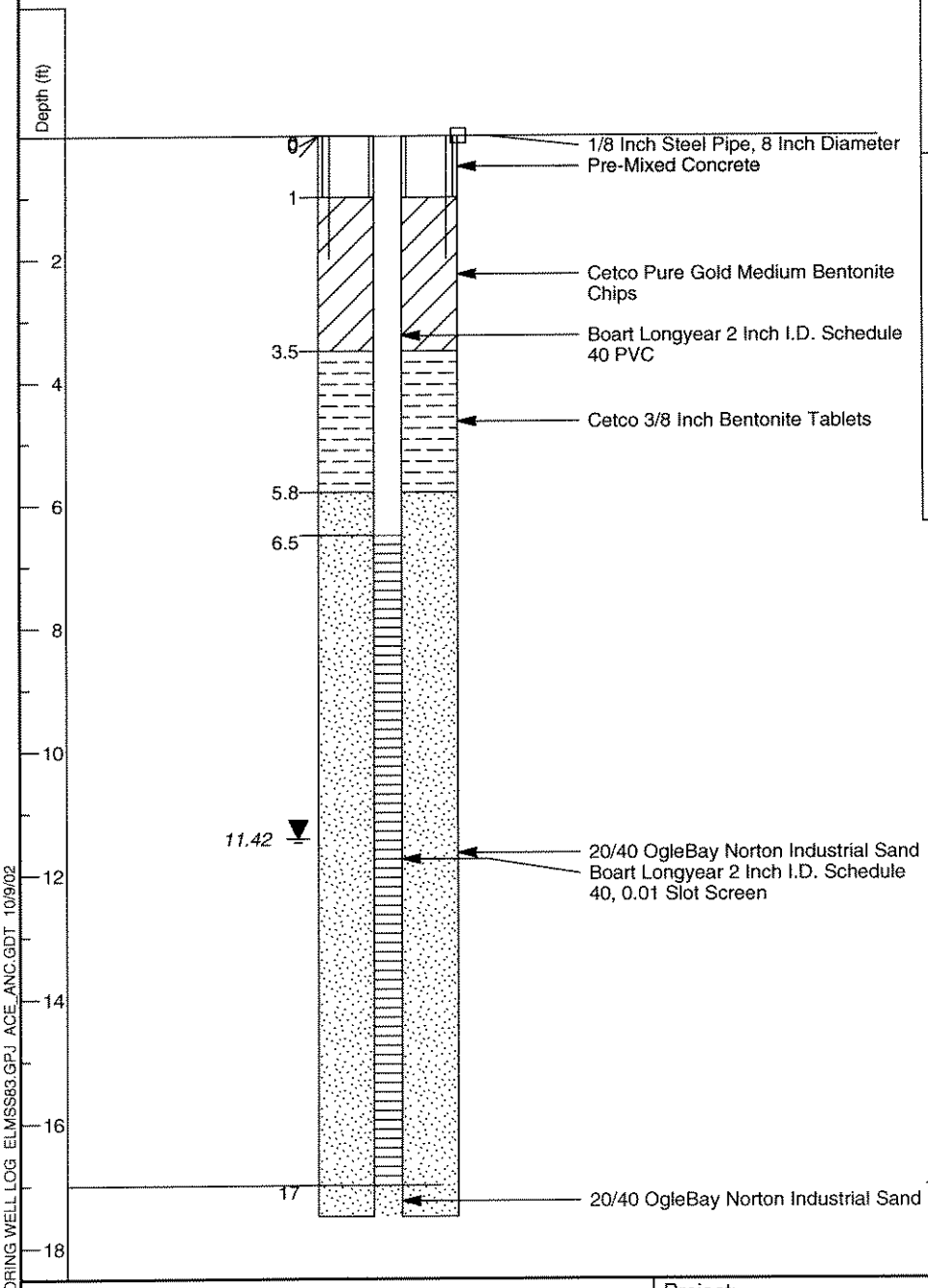

SUMMARY OF MATERIALS USED

Riser: Boart Longyear, 2 Inch I.D. PVC Schedule 40
Grout: 2 Bags Cetco Pure Gold Medium Chips (50 pound bags)
Screen: Boart Longyear, 2 Inch I.D., 0.01 PVC, Schedule 40
Sand: 5 Bags OgleBay Norton Industrial 20/40 Sand (50 pound bags)
Bentonite: 1 Bucket Cetco 3/8 Inch Bentonite Tablets (50 pound bucket)

Bottom of Hole 17.00 ft
Groundwater Encountered While DrillingGroundwater Stabilized: at depth 11.42 ft

MONITORING WELL LOG

JE JACOBS

Project: *SS83 Landfill* *Elmendorf AFB, Alaska*		Hole Number: *LNDWL04*
Drilling Agency: ☐ Alaska District ☒ Other *Ambler Exploration*		Elevation Datum: ☒ MSL ☐ other
Location: Northing: Easting:		Top of Hole Elevation:
Date Boring Completed: *9 Sep 2002*	Driller: *Tom Campbell*	Inspector: *Jessica Randel/Chris Locke*

Type of Hole: ☐ other _____ ☐ Test Pit ☐ Auger Hole ☒ Monitoring Well ☐ Piezometer	Depth to Groundwater: *13.50 ft WD*	Depth Drilled: *22.00 ft*	Total Depth: *22.00 ft*

Hammer Weight: *340 lbs*	Split Spoon I.D: *2.5 in*	Size and Type of Bit: *4.25 in Carbide 6-Tooth Conical*	Type of Equipment: *B61 HD Mobile Drill*	Type of Samples: *Split Spoon*

NOTE:

None.

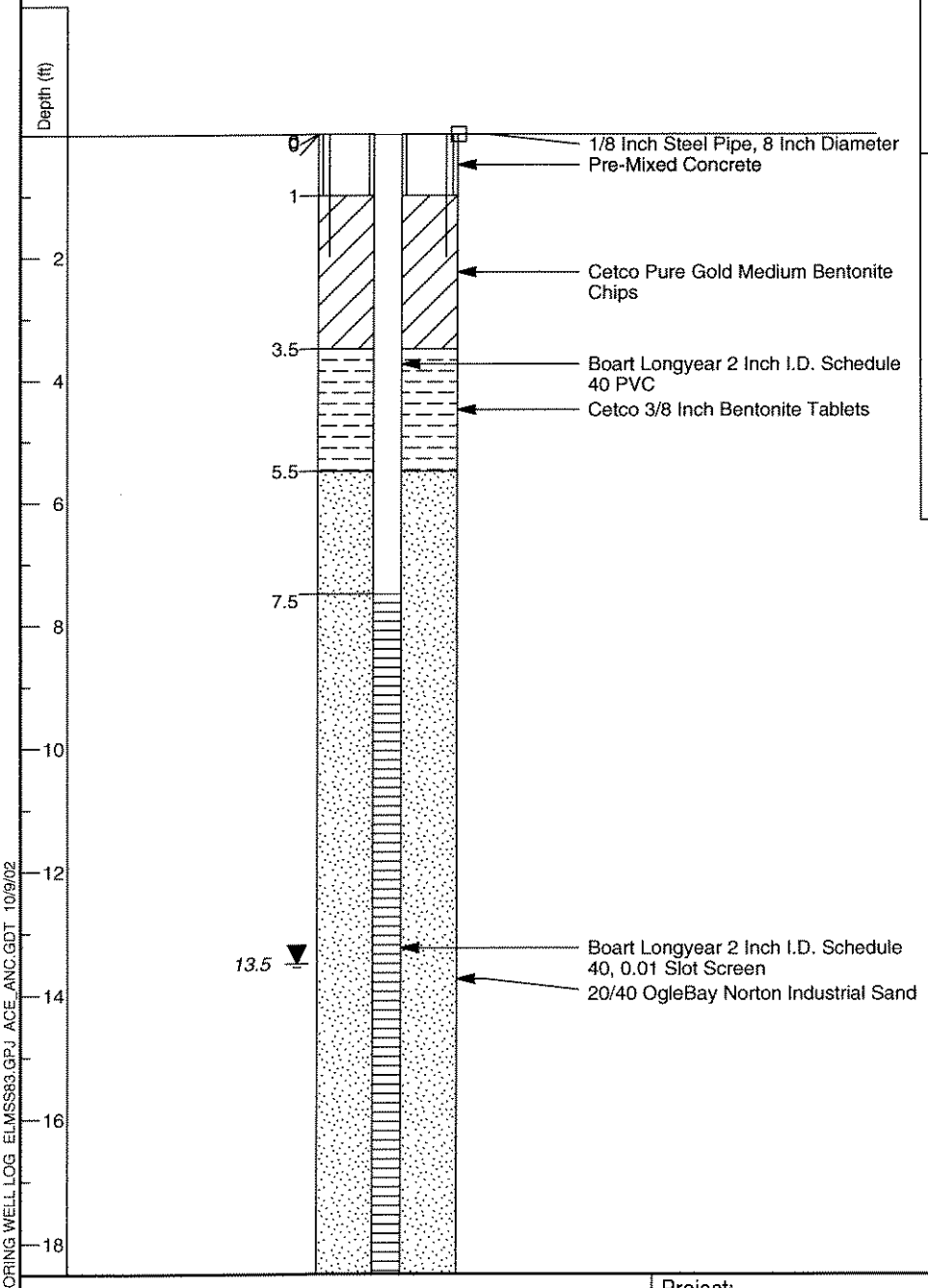

SUMMARY OF MATERIALS USED

Riser: Boart Longyear, 2 Inch I.D. PVC Schedule 40
Grout: 2 Bags Cetco Pure Gold Medium Chips (50 pound bags)
Screen: Boart Longyear, 2 Inch I.D., 0.01 PVC, Schedule 40
Sand: 8 Bags OgleBay Norton Industrial 20/40 Sand (50 pound bags)
Bentonite: 1 Bucket Cetco 3/8 Inch Bentonite Tablets (50 pound bucket)

MONITORING WELL LOG ELMSS83.GPJ ACE_ANC.GDT 10/9/02

MONITORING WELL LOG

JE JACOBS	Project: *SS83 Landfill* *Elmendorf AFB, Alaska*	Hole Number: *LNDWL04*
	Drilling Agency: ☐ Alaska District ☒ Other *Ambler Exploration*	Elevation Datum: ☒ MSL ☐ other
	Location: Northing: Easting:	Top of Hole Elevation:
Date Boring Completed: *9 Sep 2002*	Driller: *Tom Campbell*	Inspector: *Jessica Randel/Chris Locke*
Type of Hole: ☐ other ☐ Test Pit ☐ Auger Hole ☒ Monitoring Well ☐ Piezometer	Depth to Groundwater: *13.50 ft WD*	Depth Drilled: *22.00 ft* / Total Depth: *22.00 ft*

Hammer Weight:	Split Spoon I.D:	Size and Type of Bit:	Type of Equipment:	Type of Samples:
340 lbs	*2.5 in*	*4.25 in Carbide 6-Tooth Conical*	*B61 HD Mobile Drill*	*Split Spoon*

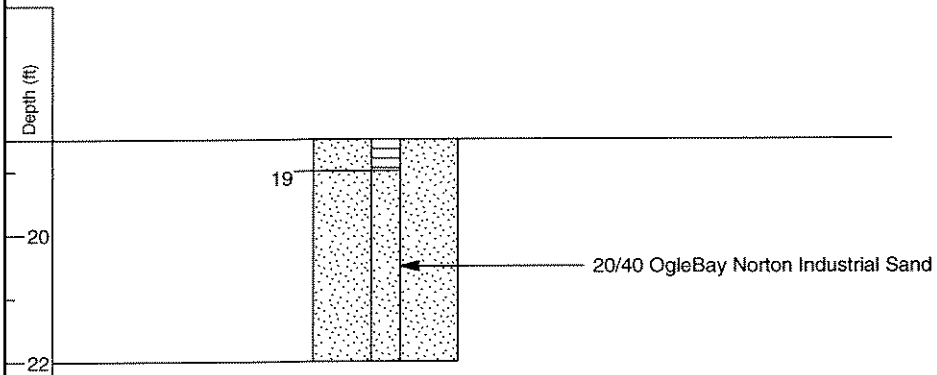

Bottom of Hole 22.00 ft
Groundwater Encountered While DrillingGroundwater Stabilized: at depth 13.50 ft

Attachment A-6

Monitoring Well Development Logs

DEVELOPMENT SHEET

JACOBS
Groundwater Sampling Data Sheet

Site Name: Clemendale	Well ID: MW-1	**Acceptable Range for Field Parameters**
Site ID: SS83	Well Type: (Monitor) Extraction	pH ± 0.1
Project #:	Well Material: PVC, Stainless Steel	Conductivity ± 5%
Date: 9/12/2002	Well Integrity: (Excellent) Good, Fair, Poor	Temperature ± 1.0 °C
Start Time:		
Finish Time:		
Sampled By: JR		
PID Reading:		
Weather Conditions: Sunny		

Probe Type:	Casing Diameter (in)	Gallons/Linear Foot	Casing Radius^2 (ft)
(Oil/Water Interface)	2	0.17	0.0069
Electronic Water Indicator	4	0.66	0.028
Other_____			

Purging Information

Start Time: 1410	Depth to GW: 32.57 - ?	**Purging Equipment**
Finish Time: 1545	Total Depth of Casing:	Bailer
	Product Level: N/A	Submersible Pump
	Amount of Product: NA	Peristaltic Pump

Casing Volume (Gallons) = 3.14 x (_____)^2 x (_____ - _____) x 7.48 x 3 = _____ Gallons
Casing Radius (ft) — T.D. of Casing (ft) — Depth to GW (ft)

Actual Volume Purged_____ Gallons

Time Elapsed (Minutes)	Volume (Gallons)	pH (Standard Units)	Conductivity (µmhos/cm) (µS/cm) mS/cm	Temperature (°F) (°C)	Turbidity (NTU)	Dissolved Oxygen (mg/L)	Salinity (ppm) %	~~Other~~
1415	1.0	7.60	0.433	8.2	710	17.42	0.01	
1419	2.0	7.97	0.369	6.9	478	17.58	0.01	
1424	3.0	8.11	0.372	7.0	50	17.09	0.01	
1508	4.0	8.26	0.389	8.7	43	19.99	0.01	
1545	5.0	8.37	0.374	8.2	86	17.46	0.01 ← purged dry	
			See Below					
1500								

Color	Odor	Purged Dry?	Meters Used	Discharge Water
Clear	None	Yes (No)	Horiba U-10	Treated
(Cloudy) gray	Faint	Sheen?	Horiba U-22	Discharged
Yellow	Moderate	Yes (No)	Multimeter	
Brown	Strong		Hach	

Sampling Information

Date:	**Sampling Equipment**
Start Time:	Bailer
Finish Time:	Submersible Pump
	Peristaltic Pump

N/A

Sample ID #	Volume/Container	Analysis Requested	Preservative	Comments

Other Sample Types

QC Duplicate Sample #	QA Triplicate Sample #	Trip Blank Sample #

$\pi \left[\frac{2/12}{2}\right]^2 \cdot (88.1 - 31.7) \cdot 7.48 \cdot 3 =$ 5.18 gallons to purge

WL @ 1415 on 9/11/2002 = 31.28 (TOC)

Surged before purging on 9/11/02.

9/11 time	volume	pH	cond	Temp.	Turb.	D.O.	Sal.
1500	6.0	8.31	0.378	5.8	411	14.01	0.01
1505	7.0	8.30	0.383	5.6	411	14.12	0.01
1509	8.0	8.30	0.390	5.9	82	13.84	0.01
1515	9.0	8.37	0.398	5.7	999	14.10	0.01

purged dry

WL @ 1450 on 9/12/02 = 31.3 ft (TOC) / TD = 37.45 ft.

no surging done

time	volume	pH	Cond.	Temp.	Turb.	D.O.	Sal.
1458	1 gal	7.92	0.391	6.2	999	15.79	0.01
1500	12	8.28	0.391	5.7	112	16.04	0.01
1508	12	8.25	0.391	5.7	999	16.13	0.01
1512	13	8.26	0.393	5.8	999	16.02	0.01
1515	14	8.25	0.392	6.3	414	15.72	0.01

Water started off fairly clear, but was stirred up by bailing.
Water again cleared up right before well went dry.

Development sheet

JACOBS
Groundwater Sampling Data Sheet

Site Name: Elmendorf Site ID: SS83 Project #: Date: 9/10/2002 Start Time: Finish Time: Sampled By: JR PID Reading: Weather Conditions: Sunny	Well ID: MW-2 Well Type: (Monitor) Extraction Well Material: PVC Stainless Steel Well Integrity: (Excellent) Good Fair Poor	**Acceptable Range for Field Parameters** pH ± 0.1 Conductivity ± 5% Temperature ± 1.0 °C	
Probe Type: (Oil/Water Interface) Electronic Water Indicator Other_____	Casing Diameter (in): (2) 4	Gallons/Linear Foot: 0.17 0.66	Casing Radius² (ft): 0.0069 0.028

Purging Information

Start Time: 1435 Finish Time:	Depth to GW: 23.85-9 Total Depth of Casing: Product Level: Amount of Product:	**Purging Equipment** (Bailer) Submersible Pump Peristaltic Pump

Casing Volume (Gallons) = 3.14 x (_____)² x (_____ - _____) x 7.48 x 3 = _____ Gallons
Casing Radius (ft) — T.D. of Casing (ft) — Depth to GW (ft)

Actual Volume Purged_____ Gallons

Time Elapsed (Minutes)	Volume (Gallons)	pH (Standard Units)	Conductivity (µmhos/cm) (µS/cm)	Temperature (°F) (°C)	Turbidity (NTU)	Dissolved Oxygen (mg/L)	Salinity ~~(ppm)~~ %	Other
1600	1.0	8.13	0.297	7.5	52	18.50	0.01	Purged dry
1445	2.0	7.97	0.335	5.7	87	14.47	0.00	
	~~2.0~~							
1543	~~4.0~~ 3.0	8.22	0.358	7.3	999	14.07	0.01	
	~~5.0~~							
	Waited 1½-hrs to recharge - only ~ 1¼ bailer collected - 9/10							
			See Perrine					

Purged dry @ ~0.5 gal 9/10/02
9/11/02
9/12/02
WL = 26.25
TD = 29.75

Color	Odor	Purged Dry?	Meters Used	Discharge Water
Clear (Cloudy) gray Yellow Brown	None Faint Moderate Strong	(Yes) No **Sheen?** Yes No	Horiba U-10 Horiba U-22 Multimeter Hach	Treated Discharged

Sampling Information

Date: Start Time: Finish Time:	**Sampling Equipment** Bailer Submersible Pump Peristaltic Pump

Sample ID #	Volume/Container	Analysis Requested	Preservative	Comments

Other Sample Types

QC Duplicate Sample #	QA Triplicate Sample #	Trip Blank Sample #

$\pi \cdot \left[\frac{2}{12}\right]^2 \cdot (30.2 - 23.8) \cdot 7.48 \cdot 3 = 5.18$

$(20 \text{ gal/hr} \cdot 3) + 5.18 = \boxed{65.18}$ Total Gallons to Develop

WL @ 1410 on 9/11/2002 = 25.25 (TOC)

DEVELOPMENT SHEET

JACOBS
Groundwater Sampling Data Sheet

Site Name: Amendola Site ID: SS83 Project #: Date: 7/11/2002 Start Time: Finish Time: Sampled By: JR PID Reading: Weather Conditions: Cloudy	Well ID: MW-3 Well Type: Monitor / Extraction Well Material: PVC / Stainless Steel Well Integrity: Excellent / Good / Fair / Poor	**Acceptable Range for Field Parameters** pH ± 0.1 Conductivity ± 5% Temperature ± 1.0 °C

Probe Type:	Casing Diameter (in)	Gallons/Linear Foot	Casing Radius² (ft)
Oil/Water Interface	2	0.17	0.0069
Electronic Water Indicator	4	0.66	0.028
Other_____			

Purging Information

Start Time: 1120 Finish Time:	Depth to GW: 10.72 Total Depth of Casing: 17.5 Product Level: N/A Amount of Product: N/A	**Purging Equipment** Bailer Submersible Pump Peristaltic Pump

Casing Volume (Gallons) = 3.14 x (_____)² x (_____ - _____) x 7.48 x 3 = _____ Gallons
Casing Radius (ft) — T.D. of Casing (ft) — Depth to GW (ft)

Actual Volume Purged_____ Gallons

Time Elapsed (Minutes)	Volume (Gallons)	pH (Standard Units)	Conductivity ~~(µmhos/cm)~~ (µS/cm) mS/cm	Temperature ~~(°F)~~ (°C)	Turbidity (NTU)	Dissolved Oxygen (mg/L)	Salinity ~~(ppm)~~ %	Other
1125	1.0	7.14	0.261	8.1	710	13.72	0.01%	
1130	2.0	7.10	0.243	7.4	999	14.02	0.00	
1133	3.0	6.9	0.232	7.2	692	14.02	0.00	
	4.0							
1135	5.0	7.22	0.231	7.2	46	13.76	0.00	
1140	6.0	7.23	0.214	7.0	999	13.73	0.00	
		See Previous						

Color	Odor	Purged Dry?	Meters Used	Discharge Water
Clear	None	Yes No	Horiba U-10	Treated
Cloudy	Faint		Horiba U-22	Discharged
Yellow brown	Moderate	Sheen?	Multimeter	
Brown	Strong	Yes No	Hach	

Sampling Information

Date: Start Time: Finish Time:	**Sampling Equipment** Bailer Submersible Pump Peristaltic Pump

Sample ID #	Volume/Container	Analysis Requested	Preservative	Comments

Other Sample Types

QC Duplicate Sample #	QA Triplicate Sample #	Trip Blank Sample #

Borehole:

3.14 x (0.111) x (20ft - 10.75ft) x 7.48 x 3 = 72.4 gallons
(0.25)

Well

3.14 x 0.0069 x (17.5 ft - 10.75 ft) x 7.48 x 5 = 5.47 gallons
(6.75)

time	volume	pH	Cond.	Temp.	Turb.	D.O.	Sal.
1350	11.0	7.76	0.302	7.4	411	13.44	0.01
1359	16.0	7.40	0.230	7.0	609	13.11	0.00
1406	21.0	7.23	0.230	7.0	999	13.41	0.00
1415	26.0	7.19	0.230	7.1	999	13.23	0.00
1424	31.0	7.16	0.226	7.0	999	13.22	0.00
1434	36.0	7.15	0.228	7.2	999	13.26	0.00

TOTAL GALLONS PURGED = 36 gallons

Water column in well = ~7 ft x 1 x 5 = 35 gall. total to purge

Surged after purging:

- 11 gallons
- 16 gallons
- 21 gal
- 31 gal

DEVELOPMENT SHEET

JACOBS
Groundwater Sampling Data Sheet

Site Name: Commodore	Well ID: MW-4	**Acceptable Range for Field Parameters**
Site ID: SS83	Well Type: Monitor / Extraction	pH ± 0.1
Project #:	Well Material: PVC / Stainless Steel	Conductivity ± 5%
Date: 9/11/02	Well Integrity: Excellent / Good / Fair / Poor	Temperature ± 1.0 °C
Start Time:		
Finish Time:		
Sampled By: JR		
PID Reading:		
Weather Conditions: Cloudy		

Probe Type:	Casing Diameter (in)	Gallons/Linear Foot	Casing Radius² (ft)
Oil/Water Interface	2	0.17	0.0069
Electronic Water Indicator	4	0.66	0.028
Other_____			

Purging Information

Start Time: 1150	Depth to GW: 14.42	**Purging Equipment**
Finish Time:	Total Depth of Casing:	Bailer
	Product Level:	Submersible Pump
	Amount of Product:	Peristaltic Pump

Casing Volume (Gallons) = 3.14 x (_____)² x (_____ - _____) x 7.48 x 3 = _____ Gallons
Casing Radius (ft) — T.D. of Casing (ft) — Depth to GW (ft)

Actual Volume Purged_____ Gallons

Time Elapsed (Minutes)	Volume (Gallons)	pH (Standard Units)	Conductivity ~~(µmhos/cm)~~ ~~(µS/cm)~~ mS/cm	Temperature ~~(°F)~~ (°C)	Turbidity (NTU)	Dissolved Oxygen (mg/L)	Salinity ~~(ppm)~~ %	Other
1155	1.0	6.93	0.398	5.7	658	14.78	0.01	
1158	2.0	7.11	0.353	5.4	999	14.89	0.01	
1200	3.0	7.08	0.329	5.6	999	14.75	0.01	
1205	4.0	7.07	0.317	5.4	999	14.78	0.01	

See Reverse

Color	Odor	Purged Dry?	Meters Used	Discharge Water
Clear	None	Yes No	Horiba U-10	Treated
Cloudy	Faint		Horiba U-22	Discharged
Yellow	Moderate	Sheen?	Multimeter	
Brown	Strong	Yes No	Hach	

Sampling Information

Date:	**Sampling Equipment**
Start Time:	Bailer
Finish Time:	Submersible Pump
	Peristaltic Pump

Sample ID #	Volume/Container	Analysis Requested	Preservative	Comments

Other Sample Types

QC Duplicate Sample #	QA Triplicate Sample #	Trip Blank Sample #

Borehole:

3.14 x (0.111) x (22 ft x 14.27 ft) x 7.48 x 3 = 60.5 gallons

Well

3.14 x (0.0069) x (19 ft x 14.27 ft) x 7.48 x 5 = 3.83 gallons

Continued on 9/11/2002...

time	volume	pH	Cond.	Temp.	Turb.	D.O.	Sal.
1541	6.0	7.09	0.323	5.9	92	14.35	0.01
1550	8.0	7.06	0.298	5.8	999	14.21	0.01
1600	10.0	7.15	0.305	5.7	411	14.27	0.01
1611	14.0	6.94	0.276	5.9	66	14.07	0.01
1625	16.0	6.96	0.290	5.5	999	14.00	0.01
1635	18.0	6.96	0.289	5.6	999	14.03	0.01
1647	20.0	6.92	0.288	5.7	819	14.20	0.01

Surged after purging:

- 4 gallons
- 8 gal.
- 10 gal.
- 14 gal.
- 16 gallons
- 18 gallons
- 20 gallons

Water column in well = ~5 ft. x 1 x 5 = 25 gallons total to purge

Attachment A-7

Monitoring Well Sampling Logs

Figure 4-4

SAMPLE TIME: 1330

WELL WATER SAMPLING LOG

Project: Elmendorf SS83

PID: 0.3 ppm

Well ID LNDWL01
Date 17 Sept. 2001
Weather mostly cloudy
Start Time 1330
Finish Time 1530
Recorded by J. Randel

Field Measurements:
Well Depth below TOC 37.79 ft
Depth to H_2O below TOC 31.82 ft
Water Column Height (b_{sat}) ____ ft
Casing Diameter (d_w) 2 in

Immiscible Phase Data:
✓None __LNAPL __DNAPL
Depth to bottom below TOC N/A ft
Depth to Top Below TOC N/A ft
NAPL Thickness N/A ft

PURGE METHOD:
Purge Method bailing
Purge Equipment teflon bailer

Conversions/Constants:
For 2" wells 1 vol.(gallons)= b_{sat}*0.163
For 4" wells 1 vol.(gallons)= b_{sat}*0.653
1 gal=3.785 Liters, 4"=0.333'

PURGE VOLUME:
d_w (inches)____/12 in/ft=____ft (2"=0.167')
1 Well Volume= $[\pi(0.5d_w)^2 b_{sat}]$ 7.48 g/ft^3
= $[\pi(0.5__)^2 ___]$ 7.48 g/ft^3
= _____gallons
Purge Volume= ____Volumes=____gal

Time	Cumulative Purge Volume (gallons or liters)	pH	Conductivity (mS/cm)	T (°C)	Turbidity (NTU)	Redox (mV)	DO (mg/L)	Comments (clarity, odor, sheen, flowrate, etc.)
Sal 0.0 1050	–	6.85	0.372	7.75	3	-93	9.29	clear, no odor
Well is slow recharging - did not purge.								no sheen
								Clear at first,
								gradually turned
								cloudy + gray.

Average Purge Rate — Total Volume Purged — Recovery Rate —
Purge Water Disposition decon. yard
PURGED DRY WHILE TAKING SAMPLES.

Sampling Details:
Field Sample ID_____
CoC Sample ID_____
Associated Samples: __duplicate __triplicate __MS/MSD __ambient blank ← none.
Analytical Methods_____
Sampling Depth Below TOC_____ft

Page 1 of ____

Figure 4-4

SAMPLE TIME: 0835

WELL WATER SAMPLING LOG

Project: Elmendorf SS83

PID: 0.0 ppm

Well ID LNDWL02
Date 18 Sept. 2002
Weather cloudy/rain
Start Time 0835
Finish Time
Recorded by J. Randel

Field Measurements:
Well Depth below TOC 29.82 ft
Depth to H_2O below TOC 24.35 ft
Water Column Height (b_{sat}) ~~24.82~~ ft 5.47
Casing Diameter (d_w) 2 in

Immiscible Phase Data:
✓None __LNAPL __DNAPL
Depth to bottom below TOC N/A ft
Depth to Top Below TOC N/A ft
NAPL Thickness N/A ft

PURGE METHOD:
Purge Method bailing
Purge Equipment teflon bailer

Conversions/Constants:
For 2" wells 1 vol.(gallons)= b_{sat}*0.163
For 4" wells 1 vol.(gallons)= b_{sat}*0.653
1 gal=3.785 Liters, 4"=0.333'

PURGE VOLUME:
d_w (inches)____/12 in/ft=_____ft (2"=0.167')
1 Well Volume= $[\pi(0.5d_w)^2 b_{sat}]$ 7.48 g/ft^3
= $[\pi(0.5___)^2____]$ 7.48 g/ft^3
= _____gallons
Purge Volume= ____Volumes=_____gal

Time	Cumulative Purge Volume (gallons or liters)	pH	Conductivity (mS/cm)	T (°C)	Turbidity (NTU)	Redox (mV)	DO (mg/L)	Comments (clarity, odor, sheen, flowrate, etc.)
0900	N/A	6.41	0.345	5.96	22.1	~~13.98~~ -214	15.98	clear, no odor or sheen
Well is slow recharging - not purging.								

Average Purge Rate _____ Total Volume Purged_____ Recovery Rate _____
Purge Water Disposition_____

Sampling Details:
Field Sample ID_____
CoC Sample ID_____
Associated Samples: ___duplicate ___triplicate ___MS/MSD ___ambient blank
Analytical Methods_____
Sampling Depth Below TOC_____ft

Page 1 of ____

Figure 4-4

SAMPLE TIME: 1540

WELL WATER SAMPLING LOG

Project: Elmendorf SS83

PID = 0.0 PPm

Well ID LNDWL03
Date 17 Sept. 2002
Weather cloudy
Start Time 1540
Finish Time 1715
Recorded by J. Randel

Field Measurements:
Well Depth below TOC 17.0 ft
Depth to H_2O below TOC 10.70 ft
Water Column Height (b_{sat}) 6.3 ft
Casing Diameter (d_w) 2 in

Immiscible Phase Data:
✓None __LNAPL __DNAPL
Depth to bottom below TOC N/A ft
Depth to Top Below TOC N/A ft
NAPL Thickness N/A ft

PURGE METHOD:
Purge Method bailing
Purge Equipment teflon bailer

Conversions/Constants:
For 2" wells 1 vol.(gallons)= b_{sat}*0.163
For 4" wells 1 vol.(gallons)= b_{sat}*0.653
1 gal=3.785 Liters, 4"=0.333'

PURGE VOLUME:
d_w (inches) 2 /12 in/ft= 0.167 ft (2"=0.167')
1 Well Volume= $[\pi(0.5d_w)^2 b_{sat}]$ 7.48 g/ft^3
= $[\pi(0.5_{0.167})^2\ 6.3]$ 7.48 g/ft^3
= 1.0 gallons
Purge Volume= 3 Volumes= 3.0 gal

SAL	Time	Cumulative Purge Volume (gallons or liters)	pH	Conductivity (mS/cm)	T (°C)	Turbidity (NTU)	Redox (mV)	DO (mg/L)	Comments (clarity, odor, sheen, flowrate, etc.)
0.0	1605	0.0	5.50	0.366	10.04	999	271	11.52	cloudy, brown, no odor or sheen
0.0	1609	1.0	6.10	0.186	7.20	999	263	12.18	
0.0	1612	2.0	6.24	0.178	6.89	999	261	12.25	
0.0	1614	3.0	6.33	0.175	6.62	999	266	13.22	
0.0	1616	4.0	6.42	0.172	6.61	999	265	13.38	

Average Purge Rate _____ Total Volume Purged 4.0 Recovery Rate _____
Purge Water Disposition decon. yard

Sampling Details:
Field Sample ID _____
CoC Sample ID _____
Associated Samples: ✓duplicate ___triplicate ✓MS/MSD ___ambient blank
Analytical Methods _____
Sampling Depth Below TOC _____ ft

Figure 4-4

SAMPLE TIME: 1730

WELL WATER SAMPLING LOG

Project: Elmendorf SS83

Well ID LNDWL04
Date 17 Sept 2002
Weather cloudy
Start Time 1730
Finish Time 1810
Recorded by J. Randel

Field Measurements:
Well Depth below TOC 18.87 ft
Depth to H_2O below TOC 14.83 ft
Water Column Height (b_{sat}) ~~[illegible]~~ ft 4.04
Casing Diameter (d_w) 2 in

Immiscible Phase Data:
✓ None __ LNAPL __ DNAPL
Depth to bottom below TOC N/A ft
Depth to Top Below TOC N/A ft
NAPL Thickness N/A ft

PURGE METHOD:
Purge Method bailing
Purge Equipment teflon bailer

Conversions/Constants:
For 2" wells 1 vol.(gallons)= b_{sat}*0.163
For 4" wells 1 vol.(gallons)= b_{sat}*0.653
1 gal=3.785 Liters, 4"=0.333'

PURGE VOLUME:
d_w (inches) 2 /12 in/ft= 0.167 ft (2"=0.167')
1 Well Volume= $[\pi(0.5d_w)^2 b_{sat}]$ 7.48 g/ft^3
= $[\pi(0.5\ 0.167)^2\ 4.04]$ 7.48 g/ft^3
= 0.66 gallons
Purge Volume= 3 Volumes= 2.0 gal

Sal	Time	Cumulative Purge Volume (gallons or liters)	pH	Conductivity (mS/cm)	T (°C)	Turbidity (NTU)	Redox (mV)	DO (mg/L)	Comments (clarity, odor, sheen, flowrate, etc.)
0.0	1740	0.5	6.12	0.186	7.45	25.6	348	14.49	clear, then becoming
0.0	1744	1.0	6.13	0.195	6.05	999	323	12.01	cloudy. No sheen
	1746	1.5	6.14	0.192	5.23	830.0	302	13.85	no odor.
0.0	1748	2.0	6.17	0.196	5.31	999	277	12.35	↓

Average Purge Rate _____ Total Volume Purged _____ Recovery Rate _____
Purge Water Disposition _____

Sampling Details:
Field Sample ID _____
CoC Sample ID _____
Associated Samples: ___ ~~duplicate~~ ___ ~~triplicate~~ ___ MS/MSD ___ ambient blank ~~o~~ none
Analytical Methods _____
Sampling Depth Below TOC _____ ft

Attachment A-8

2002 Survey Data

ARCTIC GEOSCIENCE, INC.
COORDINATE LIST FOR LANDFILL SITE SS83
ELMENDORF AIR FORCE BASE, ALASKA

STATION	Alaska State Plane, NAD 1927, Zone 4, US Feet		Latitude Longitude NAD 83 DDD MM SS.SSS		Alaska State Plane, NAD 83, Zone 4, Meters		Elevation Meters	Elevation Feet
	Northing	Easting	Lat	Lng	Northing	Easting		
"DIANE"	2659357.79	529919.77	61 16 41.23371	149 49 55.78123	810499.383	509000.905	39.018	128.01
"ERIC"	2660443.10	531170.64	61 16 51.88964	149 49 30.12984	810830.193	509382.144	42.946	140.90
"RUTH"	2661235.23	531559.01	61 16 59.68024	149 49 22.13987	811071.638	509500.504	45.092	147.94
Monitoring Wells								
LNDWL 1	2664195.37	529293.41	61 17 28.889	149 50 08.351	811973.874	508809.941	16.180	53.08
LNDWL 2	2664132.98	529233.52	61 17 28.276	149 50 09.580	811954.844	508791.700	15.030	49.31
LNDWL 3	2663993.32	529179.15	61 17 26.902	149 50 10.700	811912.297	508775.128	14.370	47.15
LNDWL 4	2664088.15	529419.68	61 17 27.830	149 50 05.772	811941.189	508848.425	16.420	53.87
Soil Sample Locations								
Soil Sample South	2663895.24	529060.81	61 17 25.939	149 50 13.127	811882.388	508739.060	11	36
Soil Sample Middle	2664032.59	529129.46	61 17 27.290	149 50 11.715	811924.245	508759.973	11	35
Soil Sample North	2664262.29	529251.91	61 17 29.549	149 50 09.197	811994.278	508797.297	11	36
Geo Grid Corners								
N 5000, E 1000	2664027.19	529366.48	61 17 27.231	149 50 06.864	811922.606	508832.214	16	53
N 5150, E 1000	2664109.23	529241.30	61 17 28.042	149 50 09.422	811947.603	508794.059	15	49
N 5000, E 1150	2664152.70	529448.59	61 17 28.465	149 50 05.177	811960.859	508857.235	17	55
N 5150, E 1150	2664234.95	529323.31	61 17 29.278	149 50 07.737	811985.919	508819.056	17	55
N 5000, E 860	2663909.92	529290.80	61 17 26.078	149 50 08.419	811886.861	508809.148	16	52
N 5180, E 860	2664007.95	529140.81	61 17 27.047	149 50 11.484	811916.746	508763.435	14	47

All coordinate conversions were done using Blue Marble Geographic Calculator, Version 4.2. All coordinate transformaions were done using U. S. Geodetic Survey NADCON, version 2.11.

Coordinates and elevations for stations "DIANE", "ERIC" and "RUTH" were provided by the U.S. Air Force GIS Department located on Elmendorf Air Force Base, Alaska through Jacobs Engineering Group Inc.. They are displayed in the shaded areas.

Coordinates and elevations for the locations of monitoring wells, soil samples and geophysical grid reference points were established by conventional survey methods. Precision of closed traverse was 1:112,000.

Attachment A-9

Test Pit Logs

JACOBS ENGINEERING GROUP INC.

TEST PIT LOG Test Pit 1

DATE START	7/14/03	SURFACE ELEV	47 feet msl	PROJECT NO	05Z02101
DATE FINISHED	7/14/03			PROJECT NAME	SS83 Landfill
DATUM	N/A			EQUIPMENT	Zaxis 160
EXCAVATING CONTRACTOR	B.C. Excavating			COORDINATES	See Attach. A-8
OVERSIGHT	Kelly McGovern				
WIDTH OF TEST PIT	8 feet			LENGTH OF TEST PIT	30 feet
COMPLETION DEPTH	12 feet			DEPTH TO FIRST WATER	N/A
				DEPTH TO STATIC WATER	N/A

DEPTH, FT.	SAMPLE INTERVAL	SAMPLE NO.	LITHOLOGIC DESCRIPTION	USCS	OVA/HEADSPACE READING (PPM)	STRENGTH PARAMETER (psf)	REMARKS
			Red / brown organic soil, crushed drum at 2'	Pt			
2							
4			Sand, uniform particle size (well sorted), with intermittent layers of finer gray material drum at 4'6", six drums total	SW			
6		1-1	Note: a large volume of well-sorted material was removed from the excavation – possibly non-native fill (mortar sand)				Sample Time 1717 TP1SL01-01SO (North end)
8		1-2, 1-3					Sample Time 1724 TP1SL02-01SO (North end) Sample Time 1728 TP1SL03-01SO (North end)
10							
12		1-4, 1-5	Poorly sorted gravel	GM			Sample Time 1737 TP1SL04-01SO (North end) Sample Time 1710 TP1SL05-01SO (South end)

JACOBS ENGINEERING GROUP INC.

TEST PIT LOG Test Pit 2

DATE START	7/14/03	SURFACE ELEV	48 feet msl	PROJECT NO	05Z02101
DATE FINISHED	7/15/03			PROJECT NAME	SS83 Landfill
DATUM	N/A			EQUIPMENT	Zaxis 160
EXCAVATING CONTRACTOR	B.C. Excavating			COORDINATES	See Attach. A-8
OVERSIGHT	Kelly McGovern				
WIDTH OF TEST PIT	5 feet			LENGTH OF TEST PIT	43 feet
COMPLETION DEPTH	12 feet			DEPTH TO FIRST WATER	12 feet bgs
				DEPTH TO STATIC WATER	12 feet bgs

DEPTH, FT.	SAMPLE INTERVAL	SAMPLE NO.	LITHOLOGIC DESCRIPTION	USCS	OVA/HEADSPACE READING (PPM)	STRENGTH PARAMETER (psf)	REMARKS
			Organic top soil	Pt			
2			Silt – clay layer Crushed drums	ML			
4			Sand, uniform particle size Additional crushed drums	SW			
6		2-1					Sample Time 1524 TP2SL01-01SO (South end)
8		2-2	Gravel, uniform particle size	GW			Sample Time 1528 TP2SL02-01SO (South end)
10			Gravel, poorly sorted, iron stained	GP			
12		2-3, 2-4					Sample Time 1540 TP2SL03-01SO (South end) Sample Time 1549 TP2SL04-01SO (North end)
			*** The north end of the test pit appears to be outside of the landfill and contained (native) layers of hard clay				

JACOBS ENGINEERING GROUP INC.

TEST PIT LOG Test Pit 3

DATE START	7/15/03	SURFACE ELEV	48 feet msl	PROJECT NO	05Z02101
DATE FINISHED	7/15/03			PROJECT NAME	SS83 Landfill
DATUM	N/A			EQUIPMENT	Zaxis 160
EXCAVATING CONTRACTOR	B.C. Excavating			COORDINATES	See Attach. A-8
OVERSIGHT	Kelly McGovern				
WIDTH OF TEST PIT	5 feet			LENGTH OF TEST PIT	30 feet
COMPLETION DEPTH	12 feet			DEPTH TO FIRST WATER	N/A
				DEPTH TO STATIC WATER	N/A

DEPTH, FT.	SAMPLE INTERVAL	SAMPLE NO.	LITHOLOGIC DESCRIPTION	USCS	OVA/HEAD SPACE READING (PPM)	STRENGTH PARAMETER (psf)	REMARKS
			Red soil, with organic matter	SM			
		3-1	Red / brown sand (iron stained)	SW			Sample Time 1137 TP3L01-01SO
2							
4		3-2					Sample Time 1143 TP3SL02-01SO
6			Well graded sand	SW			
8			Poorly graded (4" and less) gravel	GP			
10							
12							

JACOBS ENGINEERING GROUP INC.

TEST PIT LOG Test Pit 4

DATE START	7/15/03	SURFACE ELEV	46 feet msl	PROJECT NO	05Z02101
DATE FINISHED	7/15/03			PROJECT NAME	SS83 Landfill
DATUM	N/A			EQUIPMENT	Zaxis 160
EXCAVATING CONTRACTOR	B.C. Excavating			COORDINATES	See Attach. A-8
OVERSIGHT	Kelly McGovern				
WIDTH OF TEST PIT	8 feet			LENGTH OF TEST PIT	25 feet
COMPLETION DEPTH	12 feet			DEPTH TO FIRST WATER	N/A
				DEPTH TO STATIC WATER	N/A

DEPTH, FT.	SAMPLE INTERVAL	SAMPLE NO.	LITHOLOGIC DESCRIPTION	USCS	OVA/HEAD SPACE READING (PPM)	STRENGTH PARAMETER (psf)	REMARKS
		4-1	Organic red/brown sand, trash White, chalk-like powder at 1.5' bgs Crushed drums surface to 1.5-bgs	SM			Sample Time 1355 TP4L01-01SO (white powder)
2			Reddish-brown sand with some gravel and fines Drums present	SM			
4		4-3, 4-4					Sample Time 1442 TP4L03-01SO Sample Time 1446 TP4L04-01SO
6			Brown sandy gravel, poorly graded	GP			
8		4-5					Sample Time 1452 TP4L05-01SO
10		4-2					Sample Time 1431 TP4L02-01SO
12			*** Note sample TP4SL06-01SO was collected at 1530 from one of the drums removed from the north end of the excavation.				

Attachment A-10

2003 Survey Data

SS83 Landfill 2003 Survey Data

Name	Sample Depth	Survey Point Name	Northing [feet]	Easting [feet]	Elevation [feet msl]	Error North [feet]	Error East [feet]	Error Elevation [feet]	Date/Time
South End Test Pit 1		exc1-1	2663851	1669366	47.4729	0.0609	0.0321	0.1367	8/6/03 12:28
Sample Location E		exc1-2	2663863	1669370	47.0143	0.0308	0.0239	0.0667	8/6/03 12:31
Sample Location A, B/C, D	5,8,12	exc1-3	2663876	1669373	46.9115	0.0389	0.0301	0.0841	8/6/03 12:31
North End Test Pit 1		exc1-4	2663880	1669374	46.7707	0.0443	0.0342	0.0958	8/6/03 12:31
South End Test Pit 2		exc2-1	2663900	1669396	47.144	0.0724	0.0554	0.1644	8/6/03 12:32
Sample Location A,B,C	5,8,12	exc2-2	2663904	1669399	47.3422	0.0712	0.0543	0.1613	8/6/03 12:32
Sample location D		exc2-4	2663920	1669414	48.402	0.0556	0.0322	0.0859	8/6/03 12:36
Sample location D		exc2-5	2663920	1669414	48.4451	0.0511	0.0295	0.0788	8/6/03 12:36
North End Test Pit 2		exc2-6	2663932	1669424	50.0062	0.0577	0.0399	0.1157	8/6/03 12:36
South End Test Pit 3		exc3-1	2663759	1669266	49.2673	1.3475	0.7688	3.1126	8/6/03 12:19
Sample location	1.5 and 5	exc3-2	2663768	1669288	49.6812	1.6287	0.9204	3.5622	8/6/03 12:21
North End Test Pit 3		exc3-3	2663770	1669295	45.806	1.1961	0.6713	2.688	8/6/03 12:22
White Powder sample location A	1.5	exc4-1	2663911	1669287	45.8159	0.0512	0.0276	0.1188	8/6/03 12:26
Sample location B	10	exc4-2	2663914	1669293	45.7103	0.0312	0.0168	0.0725	8/6/03 12:26
Sample Location C and D	5 and 8	exc4-3	2663916	1669300	45.5188	0.0637	0.035	0.095	8/6/03 12:26
Drum Contents E		exc4-4	2663920	1669310	45.7415	0.0529	0.0291	0.0792	8/6/03 12:26
North End Test Pit 2		excc-1	2663932	1669424	50.0569	0.0505	0.0305	0.0811	8/6/03 12:37
Sample location D		excc-2	2663920	1669413	48.4882	0.0445	0.0269	0.0714	8/6/03 12:37
Drum near surface		excc-3	2663909	1669403	47.4598	0.0368	0.0282	0.0503	8/6/03 12:37
Site Access Road		road01	2663676	1669293	48.4511	0.0609	0.0258	0.1376	8/6/03 11:55
Site Access Road		road02	2663682	1669298	48.3643	0.0315	0.0133	0.0711	8/6/03 11:55
Site Access Road		road03	2663694	1669306	48.3506	0.0434	0.0182	0.0981	8/6/03 11:55
Site Access Road		road04	2663706	1669315	48.7986	0.046	0.0192	0.104	8/6/03 11:55
Site Access Road		road05	2663722	1669328	49.0283	1.1242	0.8671	2.3009	8/6/03 11:57
Site Access Road		road06	2663734	1669339	50.5253	1.1405	0.8749	2.3387	8/6/03 11:57
Site Access Road		road07	2663750	1669351	49.0072	0.8149	0.6196	1.6842	8/6/03 11:58
Site Access Road		road08	2663765	1669363	51.0366	0.9093	0.6927	1.8694	8/6/03 11:58
Site Access Road		road09	2663784	1669378	51.7525	1.1572	0.8632	2.4363	8/6/03 11:59
Site Access Road		road10	2663807	1669396	51.7635	1.1864	0.8815	2.4113	8/6/03 11:59
Site Access Road		road11	2663832	1669418	54.9609	1.2973	0.9186	2.6654	8/6/03 11:59
Site Access Road		road12	2663853	1669442	50.5654	0.0198	0.0133	0.0435	8/6/03 12:00
Site Access Road		road13	2663853	1669442	50.537	0.0276	0.0185	0.0609	8/6/03 12:00
Site Access Road		road14	2663866	1669451	51.2487	0.2109	0.1275	0.1302	8/6/03 12:00
Site Access Road		road15	2663883	1669459	51.3083	0.1981	0.1198	0.1238	8/6/03 12:01

SS83 Landfill 2003 Survey Data

Name	Sample Depth	Survey Point Name	Northing [feet]	Easting [feet]	Elevation [feet msl]	Error North [feet]	Error East [feet]	Error Elevation [feet]	Date/Time
Site Access Road		road16	2663907	1669466	51.6823	0.2224	0.1307	0.1566	8/6/03 12:01
Site Access Road		road17	2663934	1669481	51.5771	0.2102	0.1234	0.1503	8/6/03 12:01
Site Access Road		road18	2663957	1669495	51.7914	0.2934	0.1721	0.2128	8/6/03 12:01
Site Access Road		road19	2663980	1669509	52.3369	0.2269	0.133	0.1673	8/6/03 12:02
Site Access Road		road20	2663980	1669517	52.2778	0.1912	0.112	0.1432	8/6/03 12:02
Site Access Road		road21	2663961	1669506	52.1127	0.1907	0.1115	0.1454	8/6/03 12:02
Site Access Road		road22	2663935	1669492	51.6034	0.1836	0.1072	0.144	8/6/03 12:03
Site Access Road		road23	2663912	1669480	53.5912	1.775	1.0752	3.4485	8/6/03 12:03
Site Access Road		road24	2663892	1669471	59.0251	1.2075	0.7882	2.6012	8/6/03 12:04
Site Access Road		road25	2663862	1669462	52.4699	2.1008	1.3548	3.0033	8/6/03 12:05
Site Access Road		road26	2663838	1669447	47.2889	1.5139	0.9757	3.3529	8/6/03 12:06
Site Access Road		road27	2663821	1669429	48.2075	1.5567	0.9999	3.5093	8/6/03 12:06
Site Access Road		road28	2663795	1669408	45.9961	1.1704	0.7512	2.651	8/6/03 12:07
Site Access Road		road29	2663772	1669385	49.554	1.1182	0.7092	2.5327	8/6/03 12:08
Site Access Road		road30	2663751	1669365	51.8557	1.2308	0.7737	2.6981	8/6/03 12:09
Site Access Road		road31	2663732	1669350	48.7096	0.0428	0.0267	0.0938	8/6/03 12:10
Site Access Road		road32	2663722	1669342	48.8059	0.0346	0.0216	0.0759	8/6/03 12:10
Site Access Road		road33	2663703	1669327	48.6573	0.0256	0.016	0.0571	8/6/03 12:10
Site Access Road		road34	2663687	1669314	48.6623	0.041	0.0255	0.0899	8/6/03 12:10
Site Access Road		road35	2663670	1669301	48.4223	0.1046	0.0179	0.2478	8/6/03 12:10
Site Access Road		road36	2663644	1669283	51.7018	1.5237	0.7576	3.6061	8/6/03 12:11
Monitoring Well 1		well1	2663949	1669323	49.8247	0.0367	0.0196	0.0825	8/6/03 12:27
Monitoring Well 2		well2	2663886	1669263	46.006	0.0225	0.0122	0.0523	8/6/03 12:25
Monitoring Well 3		well3	2663747	1669209	43.8943	0.0387	0.0234	0.0888	8/6/03 12:14
Monitoring Well 4		well4	2663841	1669449	50.5066	0.0614	0.0332	0.1184	8/6/03 12:48

Attachment A-11

Field Notes and Utility Locate Form

"Rite in the Rain"®
ALL-WEATHER WRITING PAPER

FIELD

All-Weather Maxi-Spiral
No. 353-MX

Elmendorf SS-83
Drilling / monitoring well install
Sept 2002
Chris Locke / Jessica Randel

1601733
$ 12.20

4 Sept 2002

Weather: Partly cloudy (morning) clear (afternoon) temp ≈ 60°F 0-5 mph wind.

Personnel: Chris Locke (JE), Jessica Randel (JE) Tom Campbell (Ambler Exploration - Driller) Pat Stidmen (Ambler Exploration - Driller Helper), Sam Cunard (JE - Site Manager - occassionally during the day), Mandy Pogany (JE - During site Recon only), Steve Witzman (JE - site Recon only).

Deviations to the work plan:
~~None~~ Sampling interval for soil changed to obtain more field data by P.M.

Borings completed: MW-1

Monitoring wells completed: NONE

Total footage drilled: 42 ft

Daily Summary: 1) Site orientation/safety meeting/admin
2) Drilling operations

Safety incidents NONE

0730 hrs Leave Jacobs office in Anchorage with Jessica Randal.

0730-0800 Travel to Elmendorf AFB. Get vehicle pass for rental truck.

0800-0830 Travel to Burger King (on Elmendorf) to meet Sam Cunard (JE), Tom Campbell and Pat Stidmen. Conducted site orientation/safety meeting.

0830-0840 Travel to SS-83 site. Stop off at JE on-Elmendorf trailer to drop off non-essential supplies.

0840-900 Arrive at SS-83. Meet Mandy Pogany, Steve Witzman, Tom Campbell and Pat Stidmen, and Sam Cunard. Recieved on-site specific briefing. Mandy Pogany located drill locations earlier on 9/4/02

0900-1000, Site Setup ON MW-1. Conducted vehicle Safety Inspection of Drill Rig. Conducted Daily tailgate Safety Meeting. Set up Sampling/Decon tables. During this time Mandy Pogany informs me Bentonite chips are to be placed in the annulus above the Bentonite seal.

1000-1205 Drilling operation (MW-1). Trained Jessica Randal as Rig Geologist. She informs me she has a medical appointment on 9/5/02 (morning) and will not be on site during this appointment.

1205-1310 Lunch

1310-1645 Drilling operations (MW #1). Note from 22ft to 35ft BGS no samples collected due to spoon refusal / poor recovery. Discovered problem with water level indicator (Sam tried to fix it. works sometimes.) Jessica Randal informs me that she has enough 4oz and 40 ml glass wear for 5 more split spoons. She also informs me to log.

1645-1720 Clean up Drill site. De-mob to Anchorage office. Jessica Randal rides back with me to office. She leave as soon as we get back to the Anchorage office.

1720-1740 I travel to Elmendorf AFB main gate to get petrofing. I didn't have a key to the JE office trailer. Return to JE Anchorage office.

1740-1800 De-brief Mandy Pogany on

i

Daily events. Discussed the following
1) Possible BAD water level INDICATOR
2) The fact NO GROUNDWATER was encountered in MW-1 (could be Due to lack of GW or BAD water level INDICATOR
3) Possible PLANS for 9/5/02.
4) SAM GENARD AND Mike Gilley will sample the seeps on 9/5/02.
5) Mike Gilley will give me petroflag training 9/5/02.

1900 END of DAY

Note: SECURED sensitive equipment / ~~[illegible]~~ SAMPLES PRIOR to leaving END of DAY.

5 Sept 2002

Weather: Partly cloudy, temp ~60°F, no wind (morning). Lt rain (off and on) afternoon.

Personnel: Chris Locke (JE - geologist), Jessica Randal (JE - Assistant geologist), Tom Campbell (Ambler - Driller), Pat Stidmen (Ambler Driller Helper), Sam Canard (JE) -- occissionally, Mike Utley (JE - chemist - afternoon only), Maud Pogang (JE, P.M. - afternoon only) ~1 hr only.

Deviations to the work plan: None

Borings completed: MW-2

Monitoring well completed: MW-1

Total footage drilled: 38.0 ft BGS

Daily Summary:

1) Took groundwater measurements
2) Conducted on-site safety meeting
3) Installed MW-1
4) Drilling operations at MW2. (see MW-2 boring log)

0600 hrs — Arrive at JE Anchorage office

0600-0645 — Pre-MOB Activities. Load sensitive equipment, etc.

0645-0715 — Travel to Elmendorf AFB. Sam Canard and Jessica Randal were waiting on site when I got to the site.

0715-0805 — Measure groundwater in MW-1. Completed "Rough" monitoring well construction log for MW-1. Set up Decon/Sampling station. Waiting for Drillers

0805 — Drillers Arrive.

0805-0815 — Conducted Daily Tailgate Safety Meeting.

0815 - 1100 hrs	Installed MW-1 (see Monitoring well construction log). I inform Mike Utley/Sam Cunard about the lack of glass ware. Jessica Randal leaves Drill site in 1005 hrs.
1100 -	Mike Utley (JE) Arrive
1100 - 1150	MOB to MW-2. ~~Dr.~~ Sam Cunard ask me to place used Drillers Augers on poly. I said I would get to it as soon as possible.
1150 - 1250	Lunch
1250 - 1300	Arrive Back at SS-83. Take groundwater levels at MW-1. Sam Cunard and Mandy Pogany (Arrived at SS-83 while I was at lunch) asked why the Dirty Augers were not on poly. I explained that no poly was on the Drill Rig and that I pickup some poly (Big trash Bags) at lunch and would apply it A.S.A.P. Also, completed MOB to MW-2 and Began Drilling operations. Informed Sam Cunard again about the glass ware problem.
1300 - 1430	Drilling operations (see MW-2 Boring logs)
1430 - 1520	Drilling operations stoped Due to lack of glassware. Sam Cunard travels to/from lab to get more glassware.
1520 - 1745	Drilling operation on MW-2 continues.
1705 - 1715	Drillers got stuck in Hole (Augers)
1745 - 1820	stoped Drilling Due to the fact

GROUNDWATER WAS ENCOUNTERED.
CLEAN UP DRILL SITE. DE MOB.
JESSICA RANDAL LEAVES IN HER
PUV. DE-MOB

1820 - 1900 ARRIVE AT JE ANCHORAGE OFFICE
SECURED SAMPLES IN FRIDGE,
SECURED SENSITIVE EQUIPMENT.
DEBRIEF BY MANDY POGANY.

1900 END OF DAY.

Note

- NO GROUNDWATER WAS MEASURED IN MW-1 DURING 9/4/02. ALLOWING GROUNDWATER TO RECHARGE DURING NIGHT HOURS ALLOWED FOR RECHARGE. A GROUNDWATER MEASUREMENT WAS TAKEN ON 9/5/02.

ITEMS DISCUSSED DURING MANDY POGANY DEBRIEFING
- LITHOLOGY OF SITE AND HOW IT IS AFFECTING GROUNDWATER. WE BOTH AGREEDED THE BEST THING PRIOR TO DRILLINGS OPERATIONS OF 9/6/02 WAS TO MEASURE G.W. LEVELS.

- TIME SHEETS / WBS CODES
- DAILY PROGRESS
- PROJECT PROGRESS
- DISCUSS WITH MIKE UTLEY / MANDY POGANY ABOUT PETROFLEX TRAINING. PLAN FOR 9/6/02 IS FOR ME TO CONDUCT ~~9~~ PETROFLEX WHILE JESSICA RUNS THE DRILL RIG

6 Sept 2002

WEATHER: RAIN (MORNING - OFF AND ON) NO WIND
PERSONNEL: Chris Locke, JESSICA RANDEL TOM CAMPBELL (AMBLER), PAT STROMEN (AMBLER), SAM CLINARD (JE, site MANAGER), Mike Cutley, MANDY POSPAY (JE - 1545 - 1700 hrs only)

DEVIATION to the work PLAN:
NONE

BORINGS completed: NONE
MONITORING well completed: NONE
TOTAL footage Drilled: NONE
DAILY SUMMARY: 1) TRIED to INSTALLED to INSTALL MW-2. 2) Petroflag training.

0600 ARRIVE at JE Anchorage office
0600-0700 Pre-MOB. LOAD sensitive samples to Rental truck
0700-0730 TRAVEL to ELMENDORF AFB
0730-0800 MEASURE groundwater levels in MW1 AND MW-2. Jessica ARRIVES at 0740 hrs.
0800 AMBLER Exploration
0800-0900 CONTINUED to INSTALL MW-2.
0900-1030 Chris Locke leaves Drill Rig to Meet Mike Cutley (JE-Chemist) at ELMENDORF AFB JE trailer for petro-flag training. JESSICA RANDEL (JE) will REMAIN AT the Drill Rig AS geologist. AGREED to meet Mike Cutley AT 1300 hrs to complete petroflag training.
1130-1120 Chris Locke ARRIVES BACK at the Drill Rig. TOM CAMPBELL (AMBLER - Driller) INFORMS Chris Locke THAT HEAVE is

occurring in MW-2 Drillers tried to ADD water to Reduce Heave (~~AD~~ D.DN't not effect heave) Tom Campbell will try to do Re-Drill Only the heav sector of MW-2. IN ORDER to DO this the PVC will be taken out of the Boring prior to Re-Drilling heave portion

Jessica Randal informs me that Mandy Pogany/Tom Tompkins Are "worried" that groundwater levels are not to 17 ft BGS in MW-1 AND MW-2 Groundwater was measured at ≈ 17.0 ft BGS in nearby MW by other consulting firms.

1120 - 1300 Realizing Monitoring well #2 will not be installed before ≈ 1300 hrs, Chris Locke travels BACK to JE trailer Elmendorf AFB, to Receive more petroflag training from Mike Gilley. Meet Tom Tompkins enroute to the JE TRAILER. we Discussed Drilling operations i.e. groundwater levels AND lithology.

1300 - 1330 Return to Drill Rig. TOM Campbell informs me the Drillers need to get more SAND from their off site shop. This will take Approximately 1 hr. ADDED SAND Required Due to Bridging problem in MW-2.

1330 - 1430 Lunch for Chris Locke, Jessica Randal,

AND Mike Utley.

~~1330 - 1430~~

1430 - 1500 Drillers try to unBridge SAND in MW-2 with Drill Rig Steel. ~~NOT~~ UNFAVORABLE Results.

1500 - 1530 Drillers inform me mechanical option for unBridging SAND isn't working AND they need to go to the JE trailer to get water. The PLAN is to ADD WATER to the Bridging SAND. Hopefully the weight of the WATER will un-Bridge the SAND.

SAM CUNARD tries to get A NEW WATER level INDICATOR from PSI. The old WATER level INDICATOR only works SOMETIMES AND is UNREAD-ABLE.

1530 - 1645 TOM Campbell takes the Drill Rig to get MORE WATER to help Bridging problems in MW-2.

(c.e)

~~1645 - 1700 1720~~

1545 - 1700 MANDY POGANY (JE - PJM) site visit. See Note A for MAJOR DISCUSSION POINTS.

1645 - 1720 TOM Campbell (Driller) Returns to Drill Rig site. He ADDES extra WATER to MW-2 to unBridge SAND. Chris Locke AND JESSICA RANDAL secure Drill Rig site. JESSICA RANDAL leaves in her PUV. Drillers leave site. Chris Locke leaves site.

1720 - 1800 Chris Locke travels to JE Anchorage

1800 office. DeBrief MANDy Pogany.
END of DAY.

Note
A- MAJOR points of DISCUSSION DURING MANDy Pogany site visit ARO
1) Lithology / GROUNDWATER levels in Relation to other consultants MONITORING wells that ARE NEARby
2) Bridgin SAND problem in MW-2.
options if Bridge is not fixed by WATER ADDED to top of MW.

7 Sept 2002

Day off

8 Sept 2002

Day off.

9 Sept 2002

Weather: Partly Cloudy, ~ 60 °F

Personnel: Chris Locke, (JE), Jessica Randel (JE), Tom Campbell (Ambler), Pat Saldmen (Ambler), Sam Cunard (JE) -- occasional, Mandy Pogang (JE), Tom Tompkins (JE).

Deviations to the work plan

1) Bridging sand pack prevent correct installation

Borings completed: MW-3, MW-4

Monitoring wells completed: MW-2, MW-3, MW-4

Total footage Drilled: 20.0 ft (MW-3) + 22.0 ft (MW-4) = 42.5 ft

Daily Summary

1) Take water levels at MW-1, MW-2,
2) Measure top of sand in MW-2.
3) Finish installing MW-2
4) MoB to MW-3
5) Drill operations at MW-3
6) MoB to MW-4
7) Purge MW-1.
8) Drill Rig operations at MW-4
9) Install MW-4 monitoring well
10) Install MW-3 monitoring well.

0600 hrs — Arrive at JE Anchorage office

0600-0645 — Pre-MoB Activities. Load sensitive equipment

0645-0700 — MoB to Elmendorf AFB SS-83 site

0700-0740 — Measure groundwater levels in MW-1 and MW-2. Measure top of filter pack sand layer in MW-2. Hoping the water added on top of the bridging sand on 9/6/02 would reduce the filter pack layer to the

correct Depth of 16.5 ft BGS.
The filter pack Droped ≈
1.5 ft over the weekend to
Approximately 8.0 ft BGS. I
Decided (with PM Approval on
9/6/02) to Install Bentonite
seal from 6.0 - 8.0 ft BGS.
(See ~~BO~~ Monitoring well construction
log for MW-2). Placement of
Bentonite here should not
effect the quality of groundwater
samples.

0740 - Jessica Randal Arrive in her
own POV.

0740 - 0820 wait for Drillers.

0820 - Call Ambler Exploration's
Anchorage office to find out
the location of Drill crew.

0 Ambler office informs me
they are inroute to SS-83.

0830 Drillers Arrive.

0830 - 0900 Drillers complete installation of
MW-2 by Adding Bentonite
seal and Bentonite Chips.
Chris Locke Informs Drill
crew of Daily Hallgate safety
meeting.

0900 - ~~0930~~ 0945 MOB to MW-3. Mandy Pogang
calls Jessica Randal to
Inform her that MW-3 will
T.D At the (ML) silt contact
or ≈ 17 - 19.0 ft BGS.

0945 - 1100 Drilling operations at MW-3.
(See MW-3 boring log)
≈ 1050 hrs Chris Locke calls
Mandy Pogang to Inform her
that we have come in
contact with the silt (ML)
layer. She Informs me to

sample the (ML) silt layer. She
Also informs me to Bail MW-1
soon. In order to do this
Jessica Randal would have to travel
to the JE on site trailer w/
25 minutes round trip time to get
Bailers. In order to get set up
to Bail MW it would take w/
20 minutes After she got Back.
(Total time to get Bailers and
get up to Bail w/ 45 minutes)
This value Does not Include Bailing
time of w/ 15-20 minutes. Estimated
time to Bail MW-1 w/ 1 hr.

I Made a Decision that the Best
use of my time before Lunch
would be to Drill MW-4 to
T.D. of 17-19 ft BGS. Then go to
Lunch ~~Any~~ And get the nessary
equipment on our way Back.
This method would eliminate one
travel time (Round-trip).

1100-1120 Mob to MW-4.
1120- Driller Hammer spoon As I
Requested. Mandy Pogang called
Jessica Randal to Ask If we
had Bailed MW-1. She Informs
me / Jessica Randal to Stop Drilling
MW-4 And proceed with Bailing
MW-1 Immediately.

1120- Chris Locke informs Drill crew to
Stop Drilling MW-4 And go to
Lunch.
1120- ~~1220~~ 1230 Lunch
~~1220~~ - 1230 - 1240 Go to JE Elmendorf trailer to get
Bailing Supplies.

1240 - 1250	TRAVel Back to SS-83.
1250- ~~135~~ 1345	Two operation are in Action 1) Drilling operations - Chris Lock Superviser / Logs Boring / Samples 2) Purging MW-1 - JOSSICA RANDAL.
1345	Jessica RANDAL completes Bailing MW-1.
1345- 1450	Continue to Drill MW-4. ≈ 1400 hrs MANDY POGANY ARRIVES on site to Discuss Drilling operations. See Note A. INFORMS Chris Lock / JOSSICA RANDAL that TOM TOMPKINS is enRoute to Discuss note A.
1450 -	Encounter ground water. I inform Driller to stop for ≈ 30 minutes to let GROUND WATER equalize.
1500	TOM TOMPKINS ARRIVES.
~~1500~~	
1530	After Discussion A with TOMPKINS / MANDY POGANY / JESSICA RANDAL, the Decession to sed screen in MW-4 AND MW-3 at Lower ML (Silt) contact is made. ≈ 15 -20 ft BGS.
1530 - 1645	Install MW-2.
1645 - 1650	MOB to MW-3.
1650 - 1800	Install MW-3.
1800-	Jessica RANDAL leaves SS-83
1800- 1815	Drill crew ~~secures~~ secures Drill site.
1815-	Drill crew leaves SS-83.
1815- 1830	Chris Locke travels to SE Anchorage Office.
1830- 1900	DeBrief MANDY POGANY / SAM CUNARD ON :

1) Daily Drilling operations
2) Project Advancement
3) Plans for 9/1/02.

1900 End of Day

Note A - ~~Da~~ Discussed the following topics with Mandy Pogany / Tom Tompkins
1) The possibilities of single or Multi-groundwaters at SS-83.
2) The Role of Lithology Relating to groundwater i.e. transmissivity.
3) Placement of screen interval in MW-3 and MW-4.

12 Sept 2002

Weather: Clear to partly cloudy. ≈ 60-70°F No wind.

Personnel: Chris Locke (JE), Jessica Randal (JE), Tom Campbell (Ambler) Tom Stidmen (Ambler), Sam Cunard (JE).

Deviations to the work plan:

Borings Completed: None
Monitoring wells completed: None
Total footage Drilled: N/A - Drilling stopped on 9/9/02.

Daily Summary

1) Take ground water measures on MW-1 ~~And MW-2~~ (ED), ~~MW-2~~ MW-3, MW-3.
2) Calculate "Develope" volumes for MW-1 And MW-2. See note A
3) Travel to get Horiba in order to Develope MW-1 And MW-2. (Jessica Randal only)
4) Pick up "Dirty" Augers from SS-83. Put them on Drillers trailer. Pickup All un-used Bentonite / sand Bags. Drillers took these Bags Back to Shop.
5) Petro-flag samples from MW-3 And MW-4. (Chris Locke only)
6) Develop MW-1 And MW-2 (Jessica Randal And Pat Stidmen).
7) Made All MW's into flush monts As Required by work

	plan. Concreted All Monitoring wells
	8) Began to De-con Augers At Elmendor JE trailer.
0630-	Arrived at JE Anchorage office
0630-0705	Mob sensitive equipment / 9-9-02 samples.
0705-0725	Travel to Elmendor / SS-83.
0725-0750	Measure Groundwater levels in MW-1 And MW-2. Those two wells Are planed to be Developed today.
~~0750~~	
0740	Jessica Randal Arrives
0750-0805	Calculate "Development gallons" for MW-1 And MW-2 See Note A. Called Tom Tompkins / Mandy in Reference to Note A. Tom Tompkins Indicates to take "casing" gallons As indicated in work plan. Chris Locke objects to this because it will Account for PVC not Borehole volumes.
0805-0835	Wait for Ambler Exploration
0835-	Ambler Exploration arrives
0835-0845	Chris Locke Briefs Drill crew of work for today
	1) Jessica Randal will go get the U-10 Horiba
	2) When Jessica Randal Returns we will "Develop" MW-1 And MW-2.
	3) Pick up "Dirty Augers And ~~Dev~~ Deliver them to the Decon yard for Deconning
	4) Make All Monitoring wells into flush Monts.
	5) Concrete All Monitoring ~~wells~~

0850-	Jessica Randal leaves SS-83 in her own POV to get U-10 at PSI (Anchorage)
0850-0915	Chris Locke measure ground water in MW-3 and MW-4
0915- 1000	
1000- 1100	Chris Locke realized Jessica Randal will be late getting back to drill site with the HARBIA. Drill crew starts to pickup "Dirty" augers and place them on the Drillers flat trailer.
1100 - 1110	Chris Locke and Drillers travel to JE site trailer to drop off "Dirty augers". Meet Jessica Randal on our way to JE trailer.
#	Drillers plan to un-hitch trailer and go back to SS-83 and pickup all Bentonite / sand not used in drilling operations. They will take these supplies back to their off-site shop. Return afterwards.
1110- 1130	Call Sam Cunard (JE) to open gate for Drillers can De-con augers.
1130	Drillers go back to SS-83 for Bentonite/ sand
1130- 1230	Lunch
1230- 1400	Chris Locke conducts petro-flag on MW-3 and MW-4 soil samples. (See MW-3 and MW-4 boring logs for results).

1400-	~~Jessie~~ Chris Locke Returns to SS-83. Finds Jessica Randal and Pat Studmen Developing MW-1 and MW-2. (See MW-1 and MW-2 Development logs.) Tom Campbell was preparing wells for concrete pads.
1400- 1500	As above people are working on projects Chris Locke GPS Monitoring wells and Road Intersections. Also starts mapping operations of SS-83 site
1500- 1800	Tom Campbell takes Drill Rig to JE trailer to clean "Dirty Augers." Chris Locke and Pat Studmen began to concrete pad Monitoring wells After Pat Studmen and Jessica Randal finish well Development of MW-1 and MW2 (~ 1600 hrs).
1720 -	Jessica Randal leaves SS-83 for today, in her own POV
1800- 1830	Chris Locke and Pat Studmen clean up SS-83 s.h.
1830	Leave SS-83.
1830- 1900	Chris Locke travels to JE Anchorage office
1900- 1930	Chris Locke secures "Sensitive equipment" and samples Debrief Mandy Pogary. Major Discussion points are 1) Petro-flag Results for MW-3 and MW-4. 2) Ground water measurements (Daily) 3) what soil samples to take to the lab 4) Plans for 9/11/02 A) one geologist will stay at

SS-83 to oversee Developement of MW-3 and MW-4. The other geologist will come to the JE Anchorage office to start labeling/ chain-of custody MW-3 and MW-4 soil samples

b) Have the geologist that stays at SS-83 map (GPS only) the seep samples. - Ask Sam Cunard for help. Stake locations

c) Getting Tom Tompkins to help I.D. MW-4 ~~ED~~ soil sample to the lab.

1930 End of Day

Note A

Refer to work plan. Development of Monitoring wells Refers to casing volumes. Development of Monitoring wells Always Refers to Bore hole volumes not "casing i.e. PVC volumes.

PVC or casing volumes are used to figure purge volumes.

In the end this point didn't matter because MW-1 and MW-2 were developed Dry x 5.0 gallons.

Note B:

Jessica Randal pick~~up~~ up U-10 Horiba from other consulting firm ≈ 1300hrs. It was Delivered to Elmer Dorf by others. Couldn't start Development until Horiba Arrived.

11 Sept 2002

Personnel: Chris Locke (JE) Jessica Randel (JE) Tom Campbell (AmBler) and Pat Stidmen (AmBler), Mike Utley (JE)

Weather: Clear, ≈ 60°F

Deviations to the work plan:
Development of 3 time the # of gallons added during development of MWS.

Borings completed: N/A

Monitoring wells completed: N/A

Total footage drilled: N/A

Daily summary:

1) Take groundwater levels at MW1, 2, 3, 4.
2) Development of monitoring wells MW-3, MW-4 (Jessica only)
3) Pick up 55 gallon drums (full) from SS-83 and transport them to Decon yard. (Jessica supervised)
4) Make chain of custodys and labels for MW-3 and MW-4 samples
5) Pack MW-3, MW-4 samples in coolers
6) Transport MW-3 and MW-4 samples to lab. (Mike Utley)

0630 - Arrive at JE Anchorage office
0630-0645 MOB
0645-0715 Travel to Elmendorf SS-83
0715-0920 Take groundwater levels at MW-1, MW-2, MW-3, MW-4. Figure number of gallons to develop MW3 and MW-4. Began development
0920 - Mandy Pogany calls to inform us to send Chris Locke back to JE Anchorage office. Chain would be assigned to make chang[illegible]

	Custodys and labels for MW-3 and MW-4 soil samples.
0820 - 0940	Chris Locke travels to JE Anchorage office
0920 - 1200	Jessica Randal supervises Drillers taking drums to Decon yard.
0940 - 1200	Chris Locke and Mary Brewer (JE chemist) try to make chain of custodies and labels. Mike Litley (JE - chemist) pre-loaded most of the info into ~~gr~~ EDMS.
1200 - 1300	Lunch
1300 - 1630	EDMS problems slow down label making process.
1630 - 1800	Chris Locke, Mike Litley, and Mandy Pogany label, package, MW-3 and MW-4 soil samples
1800 -	End of day for Chris Locke

Note - Last day drillers are on site. See monitoring well sampling forms for water parameters.

12 Sept 2002

PERSONNEL: Chris Locke, JESSICA RANDOL.
WEATHER: SUNNY
DEVIATIONS to the WORK PLAN:

BORINGS: N/A
MONITORING WELLS: N/A
FOOTAGE DRILLED: N/A
DAILY SUMMARY:

1) Re-Develop MW-1 AND MW-2 until developed Dry (See MW1 AND MW-2 SAMPLING form).
2) CONDUCT site walk of 55-83
3) LABEL 55 gallon DRUMS at DEPOT YARD.

Lessons Learned

1.) On 9/5/02 the Drill crew RAN out of 4oz AND 40mL glasswear. This was probably caused by two factors. First, A change in the sampling frequency (1 sample per 5 foot long spoon until 15 ft BGS, then 2 samples per 5 foot long interval) increase the amount of glasswear needed. The increase number of samples, requested by Jacobs PM, was not coordinated with the JE chemist because the change occurred 1 day prior to MOB to the site. Secondly, A better understanding of the work plan is needed. Example, the chemist probably thought the following when ordering glass wear: 4 borings to complete and two samples per boring = 8 methanol and No Bisulfate containers. In reality the majority of the samples collected in 4oz / 40mL jars would be thrown away because according to the work plan we are going to sample at intervals for 4oz/40mL not just the hottest and the smear zone.

Solution → have geologist and chemist talk about how the work should be done to obtain the end results.

2) Conduct A "Dry Rehearsal" of all parts of the operations prior to the project starting.

Solution - This act would reduce the amount of confusion between field people / office people

3) Equipment was "damage" or not right for the job. The water level only worked sometimes. The Horiba ordered was A U-22 (flow cell). U-22 ~~can be~~ was

Designed - for use with A pump. we planned to use Bailers to Develope/ purge.
Solution - Testing the equipment prior to use to ensure it works and is correct for the job. ~~an~~

4) 4) De Brief All JE personnel shortly After the project is completed.
Solution → Would ensure JE learn from our mistakes so we can Apply those lessons in the future.

5) If Any Project involves Drilling operations. Include A "geologist" in the Initial planning of the Drilling operation. This would Reduce the Amout of confusion of sampling Intervals/ capabilities of the Drill Rig etc.

6) Geologist, like chemist, (If Drilling is Required on A project should be Dedicated to the project. From planning operation (work plan writing) to Drilling to writing final Report. This would Reduce the Amount of confusion between who Wright the Report And the people who execute the work plans.

Deviations to the work Plan

Deviations	Reason
- Sampling Interval was changed from continuous to specific and finally to specific above 15ft and "continuous" to below 15ft BGS.	JE PJM need more soil samples to be collected below 15ft.
- Instead of grout mixture for the monitoring wells, bentonite chips were used to fill the annulus between the surface completion and Bentonite seal.	PJM decided (with AFCEE) approval to use Bentonite chip to reduce cost / Hassel.
- Bridging filter pack sand in MW-2 prevented the correct placement of filter pack in MW-2 Orginally the filter pack was to ~~b~~ finish at 16.5ft BGS. The Bridge caused the final sand layer to be 8.0ft BGS. However, the Bridge occurred above the Riser/Screen zone and should not effect the water quality of the well.	20/40 sand is to fine and does not "settle" through the ~~wat~~ ground water fast enough thus causing a Bridge to occur. This and the fact the sand may have been the cause of the problem.
- Work plan called for the following intervals to be sampled: The highest petroflag and the smear zone. On MW 3 and MW 4 the silt (ML) "to Bottom confining layer" was sampled instead of the smear zone.	The need for vertical delineation within the (ML) zone was required by JE PJM

- WORK PLAN CALLED for "5 CASING VOLUMES" to Develop wells.

- WORK PLAN CALLED to Develop 3 times Avg WATER AMOUNT ADDED DURING DEVELOPMENT

- Developing wells Require Borehole volume - PVC volume = Development GALLONS.

Daily Drilling footage.

Date	Boring Completed	Monitoring wells completed	Total Footage Drilled
9/4/02	MW-1	None	42 ft BGS
9/5/02	MW-2	MW-1	38 ft BGS
9/6/02	None	None	None
9/7/02 (Day 4)			
9/8/02 (Day 5)			
9/9/02	MW3, MW4	MW2, MW3, MW4.	42.0 ft
Totals			
6 Days (2 of which were Days 4 & 5)	4	4	122 ft BGS.

GPS COORDINATES

Point	Northing	Westing
MW 1	61 17 29.0"	149 50 08.3
MW 2	61 17 28.4"	149 50 09.4
MW 3	61 17 27.1"	149 50 10.5"
MW 4	61 17 27.7	149 50 06.0
ROAD Intersection A	61 17 35.2	149 49 58.7"
ROAD Intersection B	61 17 27.7	149 49 35.1
ROAD Intersection C	61 17 28.7	149 49 58.6"
ROAD Intersection D	61 17 22.0"	149 50 06.6"
ROAD Intersection E	61 16 42.7	149 49 50.5"
ROAD Intersection F	61 16 55.0	149 50 08.6
GATE	61 16 54.8	149 50 08.2
ROAD Intersection G	61 17 18.4	149 50 07.0

Note - See Attached MAP for NAME of INTERSECTIONS AND placement of gate.

North ~~SEP~~ Seep	61 17 29.5"	149 50 09.5
North ~~Seep~~ SEP	61 ~~3~~17 29.6"	149 50.09.7
South ~~Seep~~ SEP	61 17 27.5	149 50 12.4
South ~~SEP~~ Seep	61 17 27.2	149 50 12.8
MIDDLE Seep	61 17 29.0	149 50 10.4
MIDDLE SEP		

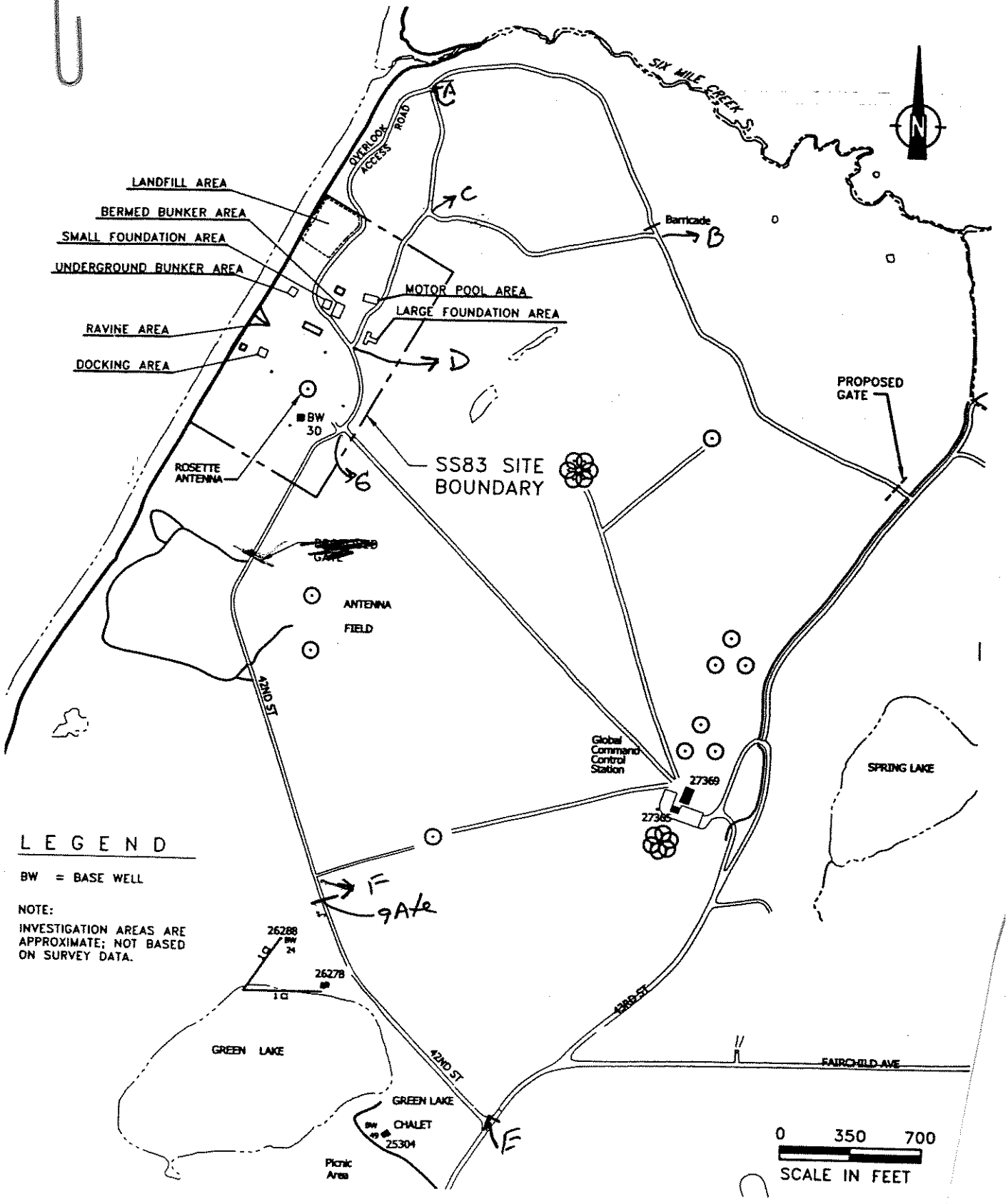

DRAWING: Elmendorf\05Z02100\SS83.dwg C/SC: 1:1PS DRAWN: SSR DATE: June 4, 02 ZIP: 40/00	FIGURE 1-3 SS83 SITE BOUNDARY	3 CES/CEVR SS83 LANDFILL EE/ ELMENDORF AFB, AL F41624-00-D-8031

Waste Inventory

Drum #	Contents	Remarks
1	MW-1, 0 to 25 ft	Drill cuttings
2	MW 1, 25 to 40 ft	Drill cuttings
3	SS-83 Decon H_2O	N/A
4	MW2 0-	Drill cuttings
5	MW 2 -	Drill cuttings
6	MW 3, 0-20 ft	Drill cuttings
7	MW 4, 0-22 ft	Drill cuttings
8	Development, water	For
9	Development, water	for

	Depth to Groundwater		
	Time / Date	Depth (BGS)	Reason
MW 1	0730 / 9-5-02	32.0 ft	prior to construction of MW1
	1320 / 9-5-02	31.2	During construction
	0720 / 9-6-02	33.5 - 0.9 = 32.6	prior to MW1 Develope
	0720 / 9-9-02	32.5 - 0.9 = 31.6	Prior to MW1 Development
	1300 / 9-9-02	32.6 - 0.9 = 31.7	prior to MW1 Development
	0730 / 9-10-02	32.6 - 0.9 = 31.7	prior to Development
	~~0730~~ / 1415 / 9-11-02	= 31.28 (TOC)	During Dev
	1450 / 9-12-02	= 31.3 (TOC)	During Development
MW-2	0756 / 9-6/02	24.7	prior to construction ~~First 16 water~~ MW2
	0725 / 9-9-02	28.3 - 4.8 = 23.5	During construction
	1300 / 9-9-02	28.35 - 4.8 = 23.55	During construction
	0740 / 9-10-02	23.8 - 0.0 = 23.8	prior to Develop MW1
	1410 / 9-11-2002	= 25.25 (TOC)	During Development
MW 3	0856 / 9-10-02	14.1 - 3.0 = 11.1	Prior to Development of MW 1
	0730 / 9-11-02	= 10.72 (TOC)	During Development

See MW 4 DATA later ~~two~~ three pages →

Monitoring Well Info (page 1 of)

~~MW #~~	Total Depth Drilled	Lenght of MW (BGS)	Lenght of Screen	Lenght of Riser
MW 1	42 ft	~~42 ft~~ ~~19.0~~ ft 37.0	10.0 ft	~~7.5 ft~~ ~~27.0 ft~~
MW 2	38 ft	30.2	10.0 ft	19.7
MW 3	20 ft	17.5 ft	10.0 ft	6.5
MW-4	22 ft	19.0 ft	10.0 ft	7.5

	Lenght of End Cap	Amount of Stickup prior to flush mounts
MW 1	0.5 ft	0.9 ft
MW 2	0.5 ft	~~4.8 ft~~ 0.0 (was flush with ground surface prior to flush mounts Installation
MW 3	0.5 ft	3.0 ft
MW 4	0.5 ft	

Monitoring well summary (2 of)

	Lenght of END CAP (ft)
MW-1	0.5ft
MW-2	0.5ft
MW-3	0.5ft
MW-4	0.5ft

Depth to Groundwater (cont)

MW 4	Time/Date	Depth (TOC)	Reason
	1150 / 9-11-02	14.42 ft (TOC)	During Development

Note -

A Depth followed by A - sign indicates A positive stickup distance above ground surface.
A Depth followed by A + sign indicates A negative stickup distance (flush mounts) below ground surface.

BASE CIVIL ENGINEER WORK CLEARANCE REQUEST

Permit Number: 00745

1. Clearance is requested to proceed with work at SS83 LANDFILL AREA on Work Order No. TO12 05M3201

Contract No. DACA85-95D0018 involving excavation or utility disturbance per attached sketch.

2. Description of Work *(Particularly describe in detail all ground penetrations)*: DRILLING MONITORING WELLS.

3. **INSTRUCTIONS:** This BCE work clearance request is required for any work that may disrupt aircraft or vehicular traffic flow, base utility services, fire protection, intrusion alarm systems, or routine activities of the installation. Work must be coordinated in order to minimize customer inconvenience and ensure the safety of contract workers and base personnel. This request must be processed prior to start of work. If work is not started within 30 days of the approval date or it is suspected that job site conditions have changed, this request must be reprocessed by all shops and revalidated by the approving officer. Further guidance concerning utilities can be found in WI 32-1007. BCE shops (Block 7) will be available to coordinate work requests from 0800-1130 and 1300-1600 Mon-Fri.

4. Requester's Name: SAM CUNARD

5. Phone Number: 907-563-3322 227 7833

6. Organization: JACOBS ENGINEERING

7. BASE CIVIL ENGINEERING

Organization Location/Phone Number	Utilities in Area? Yes	Utilities in Area? No	Locate Date	Printed Name and Signature	Remarks Use Block 18 for additional
A. Environmental Bldg 5312 552-7305				Valerie Payne	N/C
B. Steam Distribution (Pit Crew) Bldg 5327 552-3758		X		Johnny Perry	N/C
C. Water, Sewer, Gas Lines Bldg 5327 552-3024		X		David G Newman	N/C
D. Alarm Shop Bldg 5327 552-4168		X		Barbara Ferguson Barbara Perry	N/C
E. Facility Maintenance (Heating Lines) Bldg 5327 552- 3131/8943		X		Johnny Perry	N/C
F. POL Distribution (Pipeline) Bldg 8306 552-3334		X		Bradley Jackson Bradley Jackson	N/C
G. POL Distribution (Electrical) Bldg 8306 552-4630		X		Bradley O Jackson Bradley J Jackson	N/C
H. Drainage, Pavements, Grnds, RRs Bldg 9361 552-2994/2995		X		CBJn BADGER	N/C
I. Fire Department Station #2 Bldg 5126 552-[illegible]0/2801				Ford A Brooks	
J. Power Production Bldg 10306 552-2715		X		John T. Reed	
K. Electrical Distribution Bldg 5337 552-2175		X	N/A	TIM PAULOSKI	N/C
L. Maintenance Engineer (Cath Protect) Bldg 6326 552-4544		X	N/A	R Cunard	N/C
M. Drafting Bldg 6326 552-2765/4965		X	N/A	JEREHIAH PEREZ	N/C
N. Construction Management (Last Signature) Bldg 6326 552-4602/7444				Robert McElroy	N/C

	Organization Location/Phone Number	Utilities in Area? Yes	Utilities in Area? No	Locate Date	Printed Name and Signature	Remarks Use Block 18 for additional
8.	Security Forces Squadron - LED Room # 21 Bldg 8517 552-2132		X	1	Baldew, Michael	
9.	Base Communications Cable Maintenance Bldg 10488 552-8541/8544		X	N/A	BRIAN R. ALVARADO	#2416 CLEARED
10.	Base Operations Bldg 11369 552-3285			8Aug02	Matthew K. Stearns	
11.	Cable TV (GCI) Commercial Telephone (ATU) Commercial Gas - VH - NC ALASCOM Communications 278-3121		(4)	ONSTAR	8/6/02	Locate Number:
12.	Fort Richardson Communications 59 Signal BN Ft Rich 384-0000/0001		X	6.8.02		08-14
13.	V1105 Maintenance (Security Systems) Bldg 5385 552-4040		X		WILLIAM RAMOS	N/C
14.	Weapons Safety 552-6855 552-6856 Bldg 10427 3rd Floor 552-~~4684~~				CMSgt 3WG/SEW	NONE

18. Additional Remarks:

IF UXO Found call....

19. Request Clearance: ☒ Approved ☐ Disapproved

20. Work Must Start Prior To: 8 Sep 02

21. Signature of Approving Officer: *(Chief, Operations or Chief, Engineering)*

22. Approval Date: 8 Aug 02

Work clearance is not valid until a permit number has been assigned. Permit numbers will be assigned in the 3 CES/CEO office after the approving officer has signed. Approved work is limited to that described in Block 2 and on any attached drawings.

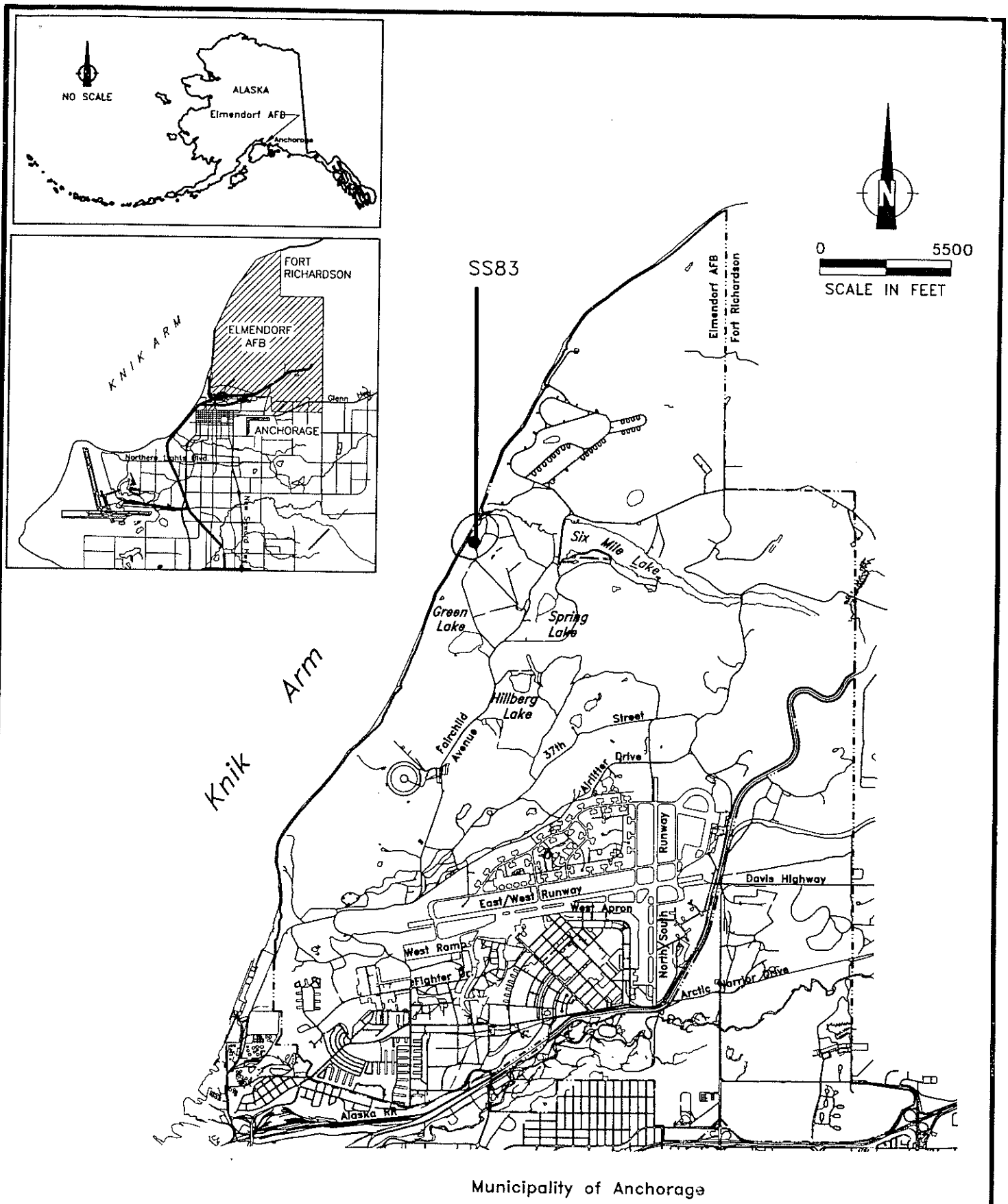

Municipality of Anchorage

DRAWING: Elmendorf\05Z02100\F360583.dwg C/SC: 1:1PS DRAWN: SSR DATE: June 7, 02 ZIP: 40/00	FIGURE 1-1 SS83 SITE LOCATION MAP	3 CES/CEVR SS83 LANDFILL EE/CA ELMENDORF AFB, ALASKA F41624-00-D-8031-0021

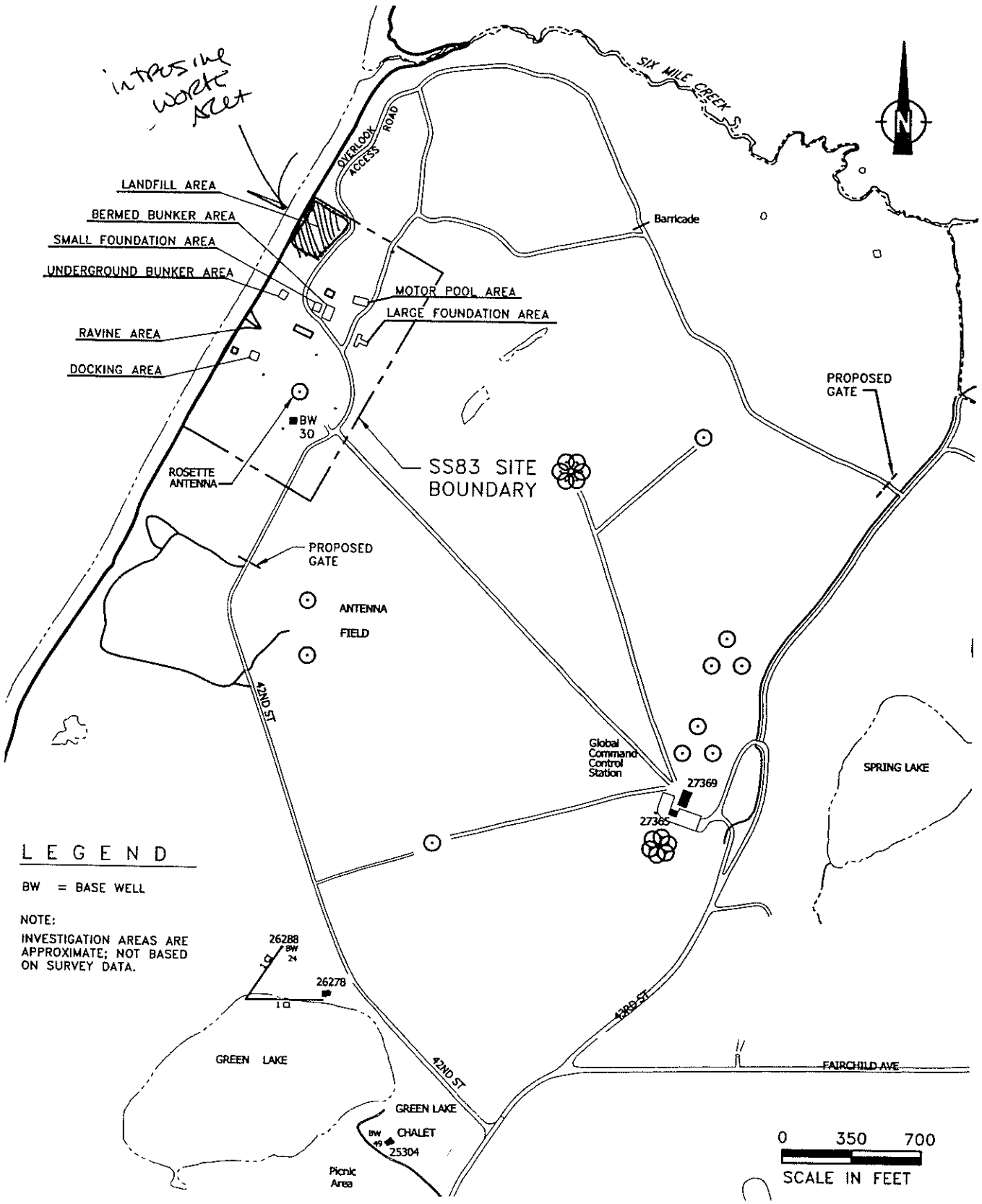

DRAWING: Elmendorf\05Z02100\SS83.dwg C/SC: 1:1PS DRAWN: SSR DATE: June 4, 02 ZIP: 40/00	FIGURE 1-3 SS83 SITE BOUNDARY	3 CES/CEVR SS83 LANDFILL EE/CA ELMENDORF AFB, ALASKA F41624-00-D-8031-0021

LOCATE FAX REQUEST - LOCATE CALL CENTER OF AK

FAX REQUEST TO: 1-907-278-0696 LOCATE PHONES: 278-3121 OR 1-800-478-3121

CONTRACTOR ID#_____ CONTRACTOR NAME JACOBS ENGINEERING
ADDRESS 4300 B ST. CITY ANCHORAGE ALASKA ZIP 99503
PHONE 907-563-3322 FAX 907-563-3320 CONTACT NAME SAM CUNARD
cell 907-227-7833

******DO NOT FAX AN EMERGENCY, PLEASE STOP NOW AND CALL IT IN******

WORK ORDER #_____ BILLING NAME/PHONE#_____

(USE FOR *SINGLE* ADDRESS, OR MULTIPLE ADDRESSES IN *SAME* SUBDIVISION)

LOCATE CITY Anchorage SUBDIVISION_____

STREET ADDRESS	LOT	BLK

STREET ADDRESS	LOT	BLK

CROSS STREETS (1) 4/2nd (2) Overlook Access Road

GRID PAGE _____ TWN _____ RNG _____ SEC _____ 1/4 SEC _____

TYPE OF WORK: Test Pits and Drilling wells
(FENCE, SEPTIC, U/G UTILITIES, NEW CONSTRUCTION, ETC.)

WILL YOU BE DIGGING:
ON/NEAR A ROAD RIGHT OF WAY (YES) (NO) DEEPER THAN 4 FEET (YES) (NO)
ON/NEAR RAILROAD R.O.W. (YES) (NO) DEEPER THAN 10 FEET (YES) (NO)

EXCAVATION AREA: (Complete for ALL Locates) SS 83 on Elm - Air Force Base - Old Landfill

METER NUMBER(S) _____

POLE NUMBER(S) _____

SITE MEET? (YES) (NO) CONTACT SAM CUNARD PH# 227-7833

( ) LOCATE IS A SHORT NOTICE (Requested before required 2 day notification)
Utilities will **TRY** to locate before required 2 business days, but this is **NOT GUARANTEED**

HAND DIG WITHIN 2FT OF EITHER SIDE OF THE BURIED UTILITY. IF DIGGING DEEPER THAN 10FT HAND DIG WITHIN 30 HORIZONTAL INCHES DEPTH OF LINES IS NOT GUARANTEED. PRIVATE LINES ARE NOT LOCATED, CALL FOR A NEW LOCATE IF THERE ARE CHANGES. FAXED LOCATES ARE PROCESSED THE SAME AS PHONED IN LOCATES. UTILITIES NOTIFIED ARE LISTED ON YOUR CONFIRMATION. PLEASE PROOF YOUR LOCATE(S) & CALL THE CENTER ASAP IF THERE ARE ANY ERRORS. FAXES PROCESSED 7:30 AM TO 4:30PM M-F.

LOCATE CALL CENTER OF ALASKA
Locate Request Confirmation

Ticket #:2002320238 Reason Code:STANDARD
Work to Begin Date: 08/07/2002 Time: 04:53:00 PM

CALLER INFORMATION

SAM CUNARD
JACOBS ENGINEERING GROUP

Excavator Type:CONTRACTOR
Tel.:(907)563-3322
Cell.:(907)227-7833

DIG LOCATION

SS 83

City:ANCHORAGE
Subdivision:
Address :
Street : 42ND STREET
Nearest Intersecting Street : OVERLOOK ACCESS ROAD
Second Intersecting Street :

Billing Info:
WO/JOB #:

Additional Dig Information:
DRILLING TEST PITS & MONITOR WELLS @ SS83
(OLD LANDFILL) // SEE ATTACHED AREA MAP

Remarks: AREA IS NORTH OF GREEN LAKE ALONG THE COAST
(OFF REGULAR GRID MAPS)

MAP PAGE: AN9999
Dig Deeper than 4 ft.: N 10 ft.: N
Road R/O/W: N Railroad R/O/W: N

The following utility owners have been notified of
your proposed excavation site:
ACS ENS A/E GLOBAL GCI A/E

PLEASE REMEMBER:

HAND DIG WITHIN 2' OF EITHER SIDE OF THE BURIED UTILITY. IF DIGGING DEEPER THAN 10' HAND DIG WITHIN 30". DEPTH OF LINES IS NOT GUARANTEED. PRIVATE LINES ARE NOT LOCATED. PLEASE PROOF READ YOU'RE YOUR CONFIRMATION. SUBMIT A NEW REQUEST IF CHANGES ARE REQUIRED. FAXES ARE PROCESSED IN THE ORDER RECEIVED, 7:30 AM TO 4:30 PM, MONDAY THRU FRIDAY. THANK YOU!

Date : 08/06/02 Time : 16:19

AT&T Alascom

Telecopier Cover Sheet

210 East Bluff Drive
Anchorage, Alaska 99501-1100

To: Sam Cunard

Jacobs Engineering Group

From: Fowler, Alan

Department : ANS-PACKET&OPTICAL NTRK S

TEL: +1 907 264 8439

Fax: +1 907 777 2508

NUMBER OF PAGES (including cover): 2

RE :

5583 7/14/03

0734 on Base
Stopped by Fire station #2
spoke w/ Sgt Stennes,
informed him of our location
and activities.

0845 - BC delivered Zavis 160
(Davis Rhodes) driver)
0810 Joe Patton - checking antennas
Joe is with comms 552-8541
0800 - marked first dig location,
Moving tail gate/ safety performed
By Brad.

Contractors on Site	Jacobs
Andy Leveraag	Kelly McGovern
Nate	Brad Burn
Charles	Mike Utley

Begin Excavation #1 1100hrs.

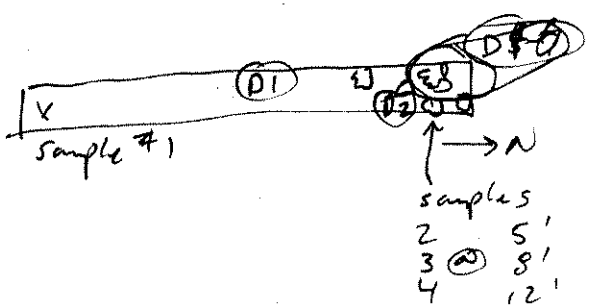

1st Crushed drum @ 2'.
Surface red/brown soil
Sand layer begin 4' uniform
particle size (well sorted)
Larger, poorly sorted gravel
layer begins at 11'
2nd crushed drum from
side wall of Excavation #1 stop.
Note - a large volume of well
sorted material (mortar sand)
was removed from excavation.
Possibly non-native fill 3rd
~~Begin~~ drum 4-6" exposed in hole
~~Excavation #2~~ 4th 5th and
6th drum excavated and exposed
as well. Stop at 1210 at north
end. 105 hrs move toward
Excavation #2.
1337 Crushed drum near surface
1415 3-4 drums by tree. Initial
end of excavation was hard clay.
difficult to dig. ~8 feet south,
bucket penetrated deeper.
Suspect we entered back fill
area?

One Drum had marking on end. Photo taken for later analysis. Sample collected from north end (outside landfill) and 3 samples at drums. ~~One s~~ First sample at drum depth ~5', second sample at 8', and third at 12'. Ground water at 12'.

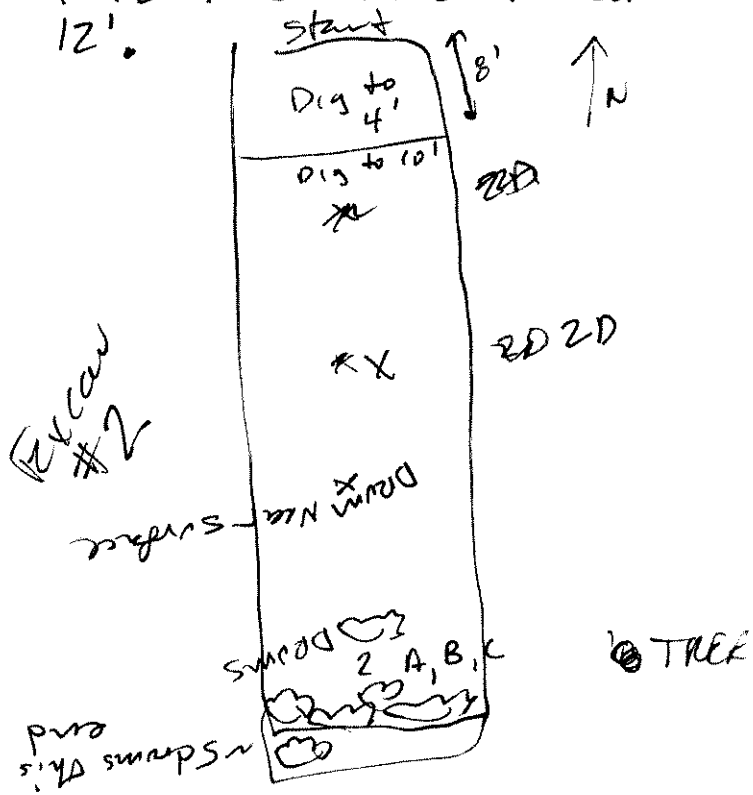

0-3' Organic on top, silt clay layer to 3' Uniform particle size to 10', gw @ 12' Material in drums, (as in last hole) appears identical to surrounding material

5' sample composed of poorly ~~graded~~ (poorly graded) (uniform particle size)

8' composed of gravel (uniform particle size)

12' sample poorly sorted, included reddish tint to gravel and rocks (iron ?)

11' sample, mid point of excavation, gravel & rock to 6"

Back fill and contour excavation #2. Sample times were:

2A 1524
2B 1528
2C 1540
2D 1549

Collect samples from Excavation #1.

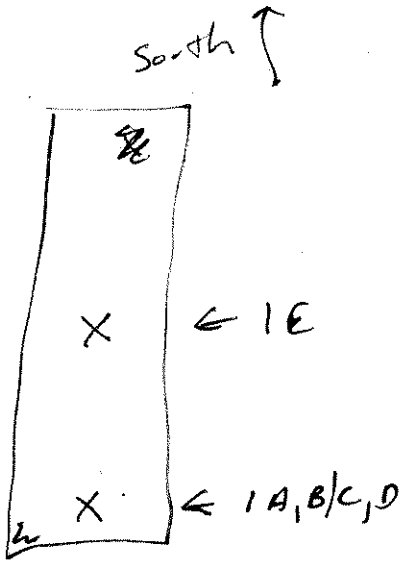

7/15/03

SS 83 on-site 0930
Backfill Excavation #2 (last 4')
Marked excavation #3. Chose location away from trees, but accross anomally.

Excavation #3

Red soil top
Red/brown soil 5'-6'
Well graded sand 6'-8'
Poorly graded 4" and less 9'-12'
excavation covered approximately 30' length of hole. High PID at location identified at depth of 1'. Samples to be collected at 1' and at 5' immediately beneath high PID in soil reading.



Ellen Godden, Mandy Pogany, and Cathrine Roso on-site. Roso performed geo tech analysis of dig #3. No debris found in excavation.
Went to base permit meeting, requested Comms to come back out to 5599 and remark. He said it will be done today.

Excavation #4
Started 1335 hrs.

Organic red/brown soil to 1.5'.
1. ~~Two~~ crushed drums surface ~1.5'.
2. white powdery chalk like material at locations identified

Collected one sample from excavation floor at southend of dig. Second sample collected of white material.

Leave site 3:00pm

CTE/SGS
200 W. Potter
Anch. AK 99518
562-2343 / 563-5301

CAS
1-800-695-7222 Ext. 7
360-577-7222
1317 S. 13th
Kelso, WA 98626

STL Seattle
R. Downie
278-5533

7/14 E/M 5583 ①

Sunny, 80F

0600- Office - load up supplies
0700- onsite, site prep w/ Kelly, Brad
0830- Excavator arrives,
~~0930~~ 1000 - BC crew arrives - Andy, Nate, Charles
~~0935~~ 1005 - Tailgate, covered all hazards; wildlife, hidden objects on ground unknown constituents.
→ Level C Req'd if sniffing dirt.
Andy - 242-2382 Shop - 344-4490
1015- Flag Road w/ Construction tape (per Kelly).
1115- Returned - they started digging (TP1) - See Kelly for location
~ 8' bgs; Found rusted barrel
Ⓐ 2' bgs; No Contents - Brad PID, Result LT 1.0
Ⓑ 12' → direction of excavation
2nd, 3rd barrels found ~4' bgs.
Brad PID - (LT1.0)
1140- Ⓐ - bottom of excavation; hit groundwater ~ 12' bgs.

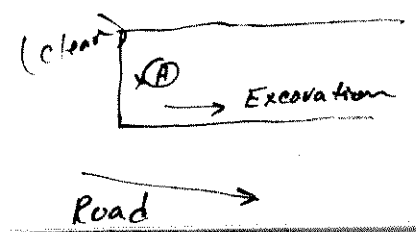

②

1200 Break for Lunch, Mandy onsite
1230 - Mike offsite for P.F + bottles
1500 - Back onsite, Kelly has map and notes, begin TP2. Mandy is off.
1520 - Take first sample - TP2 - A @ 5' bgs in contaminated side of excavation.
1528 - TP2 - B
1540 - TP2 - C
Notes - Samples A, B, C @ right side of exc. @ 5', 8', + 12' bgs. D taken @ Left side of exc. @ ~12' bgs.
D = clean.
1549 - TP2 - D (clean side)
1600 - Kelly → discard TP1 sample taken @ 1140. Sample TP1 as TP2.
1710 TP1 - E (12')
1717 TP1 - A (5')
1724 TP-1-B, C (1728) (dup) (~8')
1737 TP-1-D (12')
1740 - 1900 - COCs + labels
1930 - to lab w/ samples
2000 - Walmart for baggies, compass.

③

Field Screening.

		PID*	PF	dese.
TP1 - A	SL01		0	poorly grd sand
- B	SL02	3.1	25	poorly grd sand
- C	SL03	dup		
- D	SL04		3	well grd gravel
- E	SL05		0	well grd gravelly sand
TP2 - A	SL01		0	rel. ~~well~~ poorly graded sand
* - B	SL02		0	well graded brownish grl
- C	SL03		0	well graded wet, ~~rusty~~ grey
- D	SL04		0	wet, rusty ~~poorly~~ graded well gravel

BLK PF = 0
STD PF = 2540

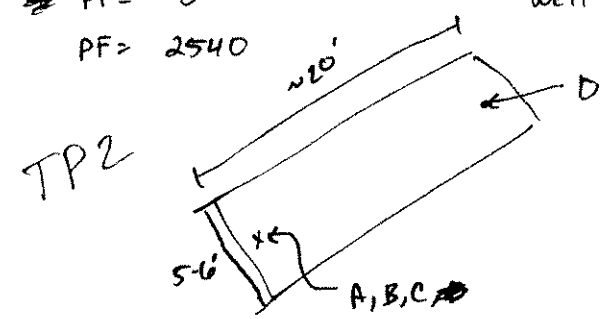

Road

* Saved sample for field screening, but bags respond on PID. Need Glad Freezer bags. Placed bags on ice.

Sunny Elm 5583 JE JE BC 7/15 BC

→ Brad, Kelly, Andy, Charles

0815 Tailgate - Keep away from excavation

Plan - finish TP2; Dig TP3; TP4 - outside scope - find "white powder".

0830 PF Samples from yesterday.

Scale wt = 200.0g, read 200.5g.

See pg 3 for results

0930 TP3 - lined out w/ Brad, Andy, Mike

0945 Kelly offsite; completed F.Scrn

Note: calibration set to Rc 4 - STD read 2540 (2500 True?)

0955 - Initiate TP3

A. - FS ~ 6' PID = 1.2

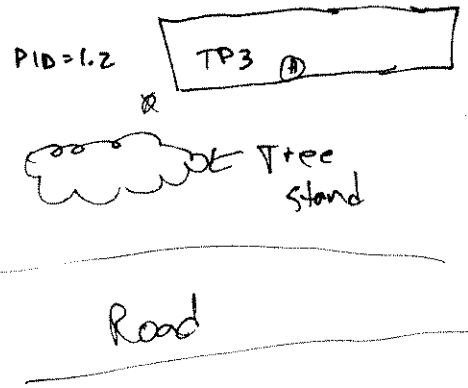

(6)

(7)

Excavator #3 Nature Not ~~Excav~~ Castle
9' Deep South end
0-2 Bottom red sand
2-3 Blue Gray Silty Clay. High Plas
mixed sur
Silty Red SAND fine - med gravel
5' bottom of Rust layer at
5-8 Gravel w Sand lt gray - red gray
moist

N.E.
0-2' Silty Sand Red Brown, dry
2-4.5' Clay Blue gray Dense
4.5'-12 Gravel with Sand OW
well Rounded Rusty interbeds
OW at 12' NO silt to trace

Silty Sand Brown
Clay Blue gr
gray

Clay Ch/mft Blue gray Native soil
Rich structure Blocky 1/2" square

Catherine Ross

PID @ X
= 1000;
organic
soil.

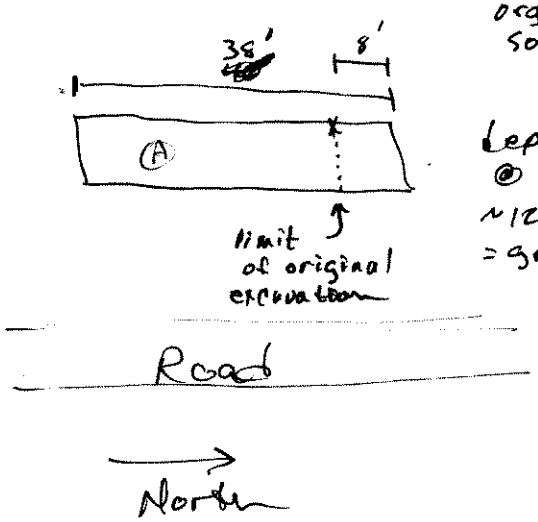

Depth
@ A
~12' bgs
= groundwater

Extended excavation to north
to ensure no anomalies present.
Soil removed to ~8' bgs @
north end.
Because of high PID,
sample taken in sand just
below peat layer ~1.5' bgs, and
one ~5' bgs.

1130 Ellen onsite, Mandy, Catherine
onsite @ 1000, 1030, 1100 respectively

1130 - Sample TP 3 @ surface w/
high PID ~~(later)~~ and @ 5' bgs.
1143 - TP3 @ 5' bgs. Sample

1140 Mandy, Catherine, Ellen offsite.

1145 - COCs + labels. + Field screening
PID has been goofy all day.
Calibration is questionable.
PID on 1137 - 243 PF=0
1143 - 409 PF=80
BLK Bag - 1.3
~~3rd filling~~ TP3

1300 - Initiate TP4 - White Powder
Search
Vicinity of well #1
(to south)
1310 - Lunch
~~1400~~
1350 - Into TP4 - found white
chalky substance @ 1' bgs
Kelly → drywall?

Elm 5583 7/15

1355 - Sampled full suite - A (SL01)
PID = 0 - Note - substance rxd w/ Na_2HSO_4 - no low level possible. (B) See "B" on Next pg

1442 - Sampled "C" - mid in SL03/4
PID=0 depth of debris, ~20' from stake on start of Excavation (south side) + dup

1452 - Sample "D" - below debris ~8' bgs. (SL05)

1505 - Drum ~ 35' from S. Stake only bent, not crushed - Sample inside?
More barrels - Mandy → barrells full of sand used for revetments. Corregated metal, wood debris, etc. is material uncovered on site.

1530 Sample "E": Excavator emptied a drum, we sampled contents. SL06

1535 Began backfill, place drums back where we found them, bury all debris.

1600 - COCs + labels.

1800 - off site to lab

1830 - off.

(B) - Sampled @ depth (~10' bgs) bottom of excavation, towards south end; slb clean.



Time = 1431

BASE CIVIL ENGINEER WORK CLEARANCE REQUEST

Permit Number: 00998

1. Clearance is requested to proceed with work at SS83 Camd Fill on Work Order No. T012 05M3120

Contract No. DACA85-95D0018, involving excavation or utility disturbance per attached sketch.

2. Description of Work *(Particularly describe in detail all ground penetrations)*: Trenching ~~and wells~~ to locate buried drums at ~~10~~ 20' ft or less 7/11/03 - mp confirmed w/ Chief Engineers Final Signature office, that 20' was OK

3. **INSTRUCTIONS:** This BCE work clearance request is required for any work that may disrupt aircraft or vehicular traffic flow, base utility services, fire protection, intrusion alarm systems, or routine activities of the installation. Work must be coordinated in order to minimize customer inconvenience and ensure the safety of contract workers and base personnel. This request must be processed prior to start of work. If work is not started within 30 days of the approval date or it is suspected that job site conditions have changed, this request must be reprocessed by all shops and revalidated by the approving officer. Further guidance concerning utilities can be found in WI 32-1007. BCE shops (Block 7) will be available to coordinate work requests from 0800-1130 and 1300-1600 Mon-Fri.

4. Requester's Name: Kelly McGovern

5. Phone Number: 907751-3350

6. Organization: Jacobs Engineering

7. BASE CIVIL ENGINEERING

Organization Location/Phone Number	Utilities in Area? Yes	Utilities in Area? No	Locate Date	Printed Name and Signature	Remarks Use Block 18 for additional
A. Environmental Bldg 5312 552-7305		X	NA	Valerie Payne	CONTACT ELLEN GODDEN 552-7111 PRIOR TO ANY EXCAVATION ✓
B. Steam Distribution (Pit Crew) Bldg 5327 552-3758		X		Thomas James	N/C
C. Water, Sewer, Gas Lines Bldg 5327 552-3024		X		Stephen Ellis	N/C
D. Alarm Shop Bldg 5327 552-4168		X		Jonathan Ortechowski	N/C ✓
E. Facility Maintenance (Heating Lines) Bldg 5327 552- 3131/8943		X		Thomas James	N/C
F. POL Distribution (Pipeline) Bldg 8306 552-3334		X	01 July 03	R. Gavrabrant	A/C
G. POL Distribution (Electrical) Bldg 8306 552-4630		X	01 July 03	R. Gavrabrant	A/C
H. Drainage, Pavements, Grnds, RRs Bldg 9361 552-2994/2995		X	7-1-03	C. Dobbinski	NC
I. Fire Department Station #2 Bldg 5126 552-2620/2801		X	7-1-03	D. Vanamrice	N/C
~~J. Power Production~~ Bldg 10306 552-2715		X	N/A	P. Eyring Paul W Eyring	N/A
K. Electrical Distribution Bldg 5337 552-2175		X		Jonathan Ortechowski	N/C ✓
L. Maintenance Engineer (Cath Protect) Bldg 6326 552-4544		X	01 July 03	R. Gavrabrant	A/C
M. Drafting Bldg 6326 552-2765/4965		X	N/C	Lyons	N/C
N. Construction Management (Last Signature) Bldg 6326 552-4602/7444		X	11 July 03	CURTIS PALLER	N/C

	Organization Location/Phone Number	Utilities in Area? Yes	Utilities in Area? No	Locate Date	Printed Name and Signature	Remarks Use Block 18 for additional
8.	Security Forces Squadron - LED Room # 21 Bldg 8517 552-2132		X			
9.	Base Communications Cable Maintenance Bldg 10488 552-8541/8544		X	N/A	NIC KAHLER	2416
10.	Base Operations Bldg 11369 552-3285		X		Tanneka N Chew	
11.	Cable TV (GCI) Commercial Telephone (ATU) Commercial Gas ALASCOM Communications 278-3121					Locate Number: 20032801 15
12.	Fort Richardson Communications 59 Signal BN Ft Rich 384-0000/0001		X	N/A		7-7-03 07-021
13.	V1105 Maintenance (Security Systems) Bldg 5385 552-4040		X			N/C
14.	Weapons Safety / Ground SAFETY Bldg 10427 3rd Floor 552-4681				306 SEG 306 SEG 7 Jul 03	

18. Additional Remarks:

19. Request Clearance: [X] Approved [ ] Disapproved

20. Work Must Start Prior To: 11 Aug 03

21. Signature of Approving Officer: *(Chief, Operations or Chief, Engineering)*

22. Approval Date: 11 Jul 03

Work clearance is not valid until a permit number has been assigned. Permit numbers will be assigned in the 3 CES/CEO office after the approving officer has signed. Approved work is limited to that described in Block 2 and on any attached drawings.

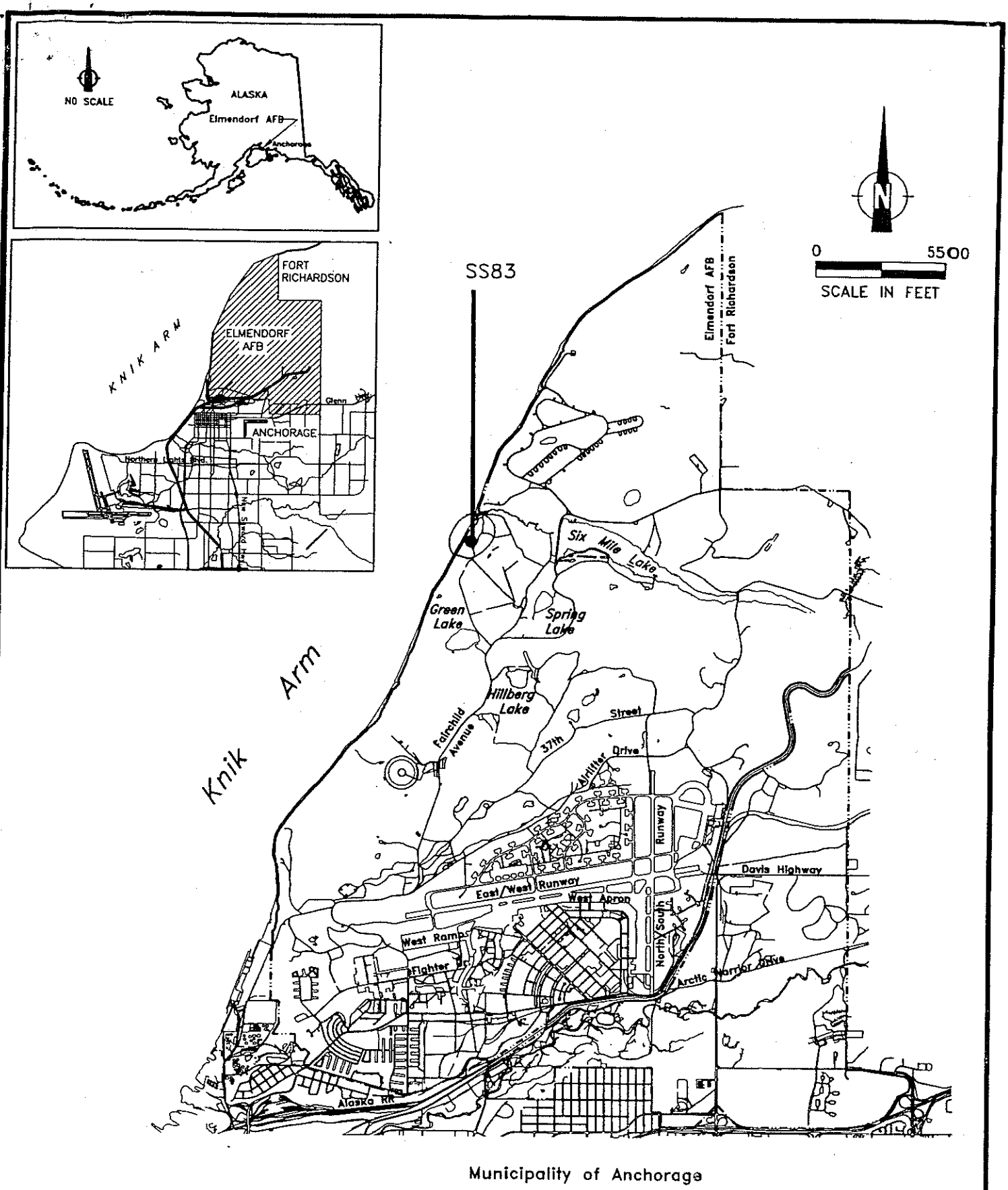

Municipality of Anchorage

DRAWING: Elmendorf\05Z02100\F360583.dwg C/SC: 1:1PS DRAWN: SSR DATE: June 7, 02 ZIP: 40/00	FIGURE 1-1 SS83 SITE LOCATION MAP	3 CES/CEVR SS83 LANDFILL EE/CA ELMENDORF AFB, ALASKA F41624-00-D-8031-0021

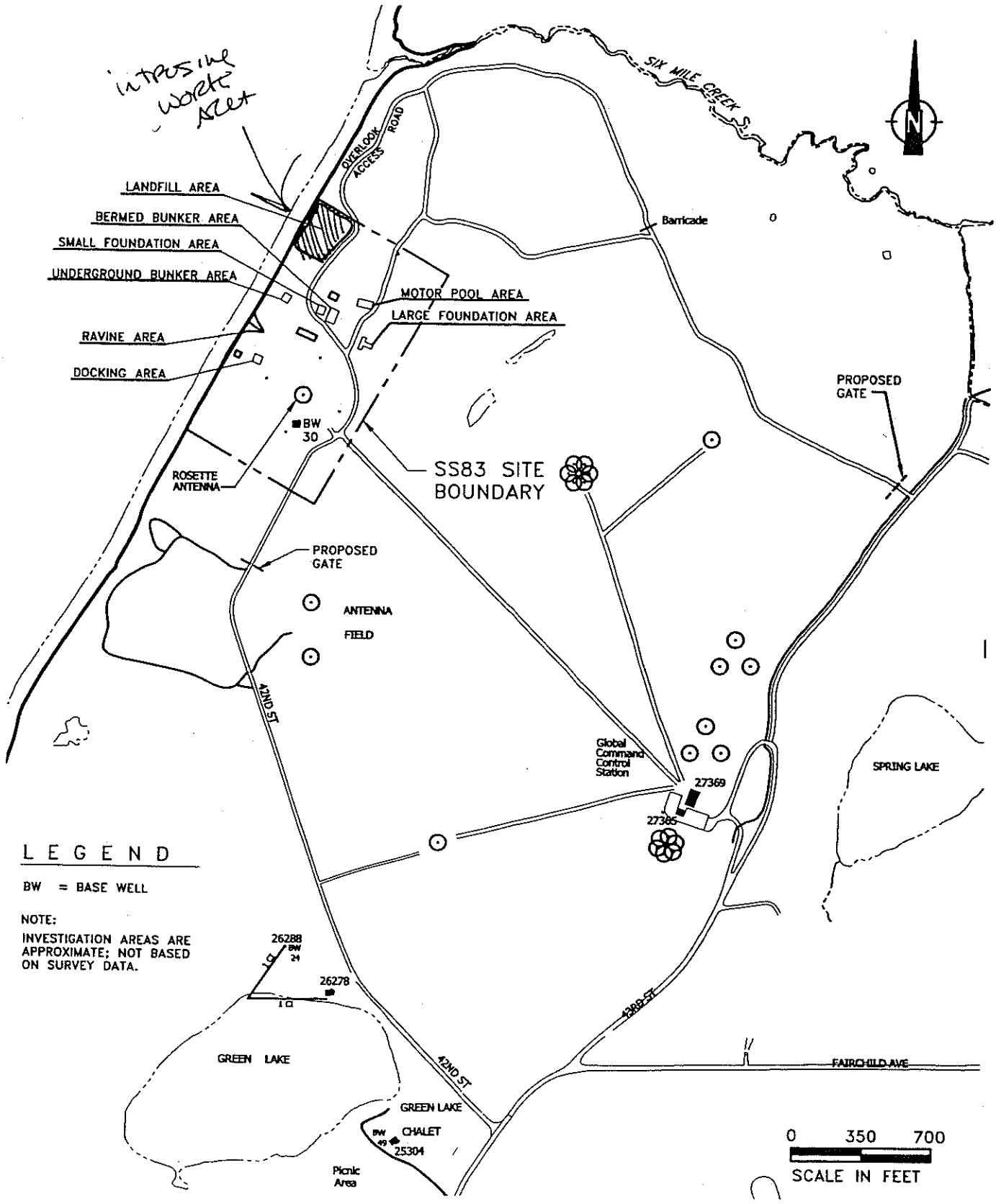

DRAWING: Elmendorf\05Z02100\SS83.dwg C/SC: 1:1PS DRAWN: SSR DATE: June 4, 02 ZIP: 40/00	FIGURE 1-3 SS83 SITE BOUNDARY	3 CES/CEVR SS83 LANDFILL EE/CA ELMENDORF AFB, ALASKA F41624-00-D-8031-0021

LOCATE CALL CENTER OF ALASKA
Locate Request Confirmation

Ticket #:2002320238 Reason Code:STANDARD
Work to Begin Date: 08/07/2002 Time: 04:53:00 PM

LAST YEARS

CALLER INFORMATION

SAM CUNARD
JACOBS ENGINEERING GROUP

Excavator Type:CONTRACTOR
Tel.:(907)563-3322
Cell.:(907)227-~~7833~~

SS 83

DIG LOCATION

City:ANCHORAGE
Subdivision:
Address :
Street : 42ND STREET
Nearest Intersecting Street : OVERLOOK ACCESS ROAD
Second Intersecting Street :

Billing Info:
WO/JOB #:

Additional Dig Information:
DRILLING TEST PITS & MONITOR WELLS @ SS83
(OLD LANDFILL) // SEE ATTACHED AREA MAP

Remarks: AREA IS NORTH OF GREEN LAKE ALONG THE COAST
(OFF REGULAR GRID MAPS)

MAP PAGE: AN9999
Dig Deeper than 4 ft.: N 10 ft.: N
Road R/O/W: N Railroad R/O/W: N

The following utility owners have been notified of
your proposed excavation site:
ACS ENS A/E GLOBAL GCI A/E

PLEASE REMEMBER:

HAND DIG WITHIN 2' OF EITHER SIDE OF THE BURIED UTILITY. IF DIGGING DEEPER THAN 10' HAND DIG WITHIN 30". DEPTH OF LINES IS NOT GUARANTEED. PRIVATE LINES ARE NOT LOCATED. PLEASE PROOF READ YOU'RE YOUR CONFIRMATION. SUBMIT A NEW REQUEST IF CHANGES ARE REQUIRED. FAXES ARE PROCESSED IN THE ORDER RECEIVED, 7:30 AM TO 4:30 PM, MONDAY THRU FRIDAY. THANK YOU!

Date : 08/06/02 Time : 16:19

AT&T Alascom

Telecopier Cover Sheet

210 East Bluff Drive
Anchorage, Alaska 99501-1100

To: Sam Cunard

Jacobs Engineering Group

From: Fowler, Alan

Department : ANS-PACKET&OPTICAL NTRK S

TEL: +1 907 264 8439

Fax: +1 907 777 2508

NUMBER OF PAGES (including cover): 2

RE :

Confirm # 280115

LOCATE FAX REQUEST - LOCATE CALL CENTER OF AK STACY

FAX REQUEST TO: 1-907-278-0696 LOCATE PHONES: 278-3121 OR 1-800-478-3121

CONTRACTOR ID#_____ CONTRACTOR NAME Jacobs Engineering
ADDRESS 4300 B St CITY Anchorage, AK ZIP 99503
PHONE 751-3350 FAX 751-3234 CONTACT NAME Kelly McGovern

******DO NOT FAX AN EMERGENCY, PLEASE STOP NOW AND CALL IT IN******

WORK ORDER #_____ BILLING NAME/PHONE#_____

(USE FOR *SINGLE* ADDRESS, OR MULTIPLE ADDRESSES IN *SAME* SUBDIVISION)

LOCATE CITY Anchorage SUBDIVISION Elmendorf AFB

STREET ADDRESS	LOT	BLK

STREET ADDRESS	LOT	BLK

CROSS STREETS (1) 42nd (2) Overlook Access Road

GRID PAGE _____ TWN _____ RNG _____ SEC _____ 1/4 SEC _____

TYPE OF WORK: Trenching
(FENCE, SEPTIC, U/G UTILITIES, NEW CONSTRUCTION, ETC.)

WILL YOU BE DIGGING:
ON/NEAR A ROAD RIGHT OF WAY (YES) (NO) DEEPER THAN 4 FEET (YES) (NO)
ON/NEAR RAILROAD R.O.W. (YES) (NO) DEEPER THAN 10 FEET (YES) (NO)

EXCAVATION AREA: (Complete for ALL Locates) Excavation of old landfill on Elmendorf AFB

METER NUMBER(S) _____

POLE NUMBER(S) _____

SITE MEET? (YES) (NO) CONTACT Kelly McGovern PH# 751-3350

( ) LOCATE IS A SHORT NOTICE (Requested before required 2 day notification)
Utilities will **TRY** to locate before required 2 business days, but this is **NOT GUARANTEED**

HAND DIG WITHIN 2FT OF EITHER SIDE OF THE BURIED UTILITY, IF DIGGING DEEPER THAN 10FT HAND DIG WITHIN 30 HORIZONTAL INCHES DEPTH OF LINES IS NOT GUARANTEED. PRIVATE LINES ARE NOT LOCATED, CALL FOR A NEW LOCATE IF THERE ARE CHANGES. FAXED LOCATES ARE PROCESSED THE SAME AS PHONED IN LOCATES. UTILITIES NOTIFIED ARE LISTED ON YOUR CONFIRMATION. PLEASE PROOF YOUR LOCATE(S) & CALL THE CENTER ASAP IF THERE ARE ANY ERRORS. FAXES PROCESSED 7:30 AM TO 4:30PM M-F.

ALASKA DIGLINE INC.
Locate Request Confirmation

Ticket #:2003280115 Reason Code:STANDARD
Work to Begin Date: 07/09/2003 Time: 10:30:00 AM

CALLER INFORMATION

KELLY MCGOVERN
JACOBS ENGINEERING

Excavator Type:CONTRACTOR
Tel.:(907)563-3322
Cell.:

DIG LOCATION

City:ELMENDORF AFB
Subdivision:
Address :
Street : 42ND ST
Nearest Intersecting Street : OVERLOOK ACCESS RD
Second Intersecting Street :

Billing Info:
WO/JOB #:

Type of Work: TRENCHING
Additional Dig Information:
EXCAVATING OF OLD LANDFILL ON ELMENDORF AFB//
DD- AREA IS NORTH OF GREEN LAKE ALONG THE COAST
(OFF REGULAR GRID MAPS) // SEE FAXED MAPS TO
FOLLOW// IF ACCESS PROBLEMS CALL KELLY @ 751-3350/

Remarks: NOTE CALLER STATES WAS LOCATED IN 2002, TICKET #
2002-32-0238

Dig Deeper than 4 ft.: Y 10 ft.: Y
Road R/O/W: N Railroad R/O/W: N

The following utility owners have been notified of
your proposed excavation site:
ACS ANC
ENSTAR ANC/ER
GCI ANC/ER
LOCATING INC. ANC
GLOBAL/ACS-CEA

PLEASE REMEMBER:

HAND DIG WITHIN 2 FT OF EITHER SIDE OF THE BURIED UTILITY, IF DIGGING DEEPER THAN 10 FT HAND DIG 30". DEPTH OF LINES IS NOT GUARANTEED, PRIVATE LINES ARE NOT LOCATED, CALL FOR A NEW LOCATE IF THERE ARE CHANGES. FAXED LOCATES PROCESSED SAME AS PHONED IN LOCATES. UTILITIES NOTIFIED ARE LISTED ON YOUR CONFIRMATION. PLEASE PROOF YOUR LOCATE(S) & CALL THE CENTER ASAP IF THERE ARE ANY ERRORS. FAXES PROCESSED APPROXIMATELY 7 AM TO 4:30 PM MONDAY THRU FRIDAY

APPENDIX B

2002 and 2003 Analytical Data

Elmendorf SS83
2002/2003 Sampling Event

COC_ID	FIELD_ID	METHOD	DATE_COLL	TIME_COLL	QC	DEPTH	MATRIX	LAB	TAT	COOLER_ID	SHIPPED	NOTES	SAMPLER
LNDBH01SO0.0N1	BH01 INTERVAL 1	AK101	04-Sep-02	1106			SO	CTE	30DAYS	HC4	06-Sep-02		MUTLEY
LNDBH01SO0.0N1	BH01 INTERVAL 1	SUITEA	04-Sep-02	1106			SO	CTE	30DAYS	HC4	06-Sep-02	SUITEA = AK102/103, SW8270C, SW8270CSIM, RCRA METALS (SW6020/SW7471A), SW8081A, SW8082, SW9060); IF DILUTION FOR SW8260B-LL IS REQUIRED, USE 4 OZ CONTAINER W/METHANOL.	MUTLEY
LNDBH01SO0.0N1	BH01 INTERVAL 1	SW8260B-LL	04-Sep-02	1106			SO	CTE	30DAYS	HC4	06-Sep-02		MUTLEY
LNDBH01SO0.0N1	BH01 INTERVAL 1	SW8151A	04-Sep-02	1106			SO	LKS	30DAYS	MIMI	13-Sep-02		MUTLEY
LNDBH01SO35.0N1	BH01 INTERVAL 6 SMR ZN	AK101	04-Sep-02	1530			SO	CTE	30DAYS	HC4	06-Sep-02		MUTLEY
LNDBH01SO35.0N1	BH01 INTERVAL 6 SMR ZN	SUITEA	04-Sep-02	1530			SO	CTE	30DAYS	HC4	06-Sep-02	SUITEA = AK102/103, SW8270C, SW8270CSIM, RCRA METALS (SW6020/SW7471A), SW8081A, SW8082, SW9060); IF DILUTION FOR SW8260B-LL IS REQUIRED, USE 4 OZ CONTAINER W/METHANOL.	MUTLEY
LNDBH01SO35.0N1	BH01 INTERVAL 6 SMR ZN	SW8260B-LL	04-Sep-02	1530			SO	CTE	30DAYS	HC4	06-Sep-02		MUTLEY
LNDBH01SO35.0N1	BH01 INTERVAL 6 SMR ZN	SW8151A	04-Sep-02	1530			SO	LKS	30DAYS	MIMI	13-Sep-02		MUTLEY
LNDBH02SO24.0N1	BH02 INTERVAL 8 SMR ZN	AK101	05-Sep-02	1605			SO	CTE	30DAYS	HC4	06-Sep-02		MUTLEY
LNDBH02SO24.0N1	BH02 INTERVAL 8 SMR ZN	SUITEA	05-Sep-02	1605			SO	CTE	30DAYS	HC4	06-Sep-02	SUITEA = AK102/103, SW8270C, SW8270CSIM, RCRA METALS (SW6020/SW7471A), SW8081A, SW8082, SW9060); IF DILUTION FOR SW8260B-LL IS REQUIRED, USE 4 OZ CONTAINER W/METHANOL.	MUTLEY
LNDBH02SO24.0N1	BH02 INTERVAL 8 SMR ZN	SW8260B-LL	05-Sep-02	1605			SO	CTE	30DAYS	HC4	06-Sep-02		MUTLEY
LNDBH02SO24.0N1	BH02 INTERVAL 8 SMR ZN	SW8151A	05-Sep-02	1605			SO	LKS	30DAYS	MIMI	13-Sep-02		MUTLEY
LNDBH02SO5.0N1	BH02 INTERVAL 2	AK101	05-Sep-02	1330			SO	CTE	30DAYS	HC4	06-Sep-02		MUTLEY
LNDBH02SO5.0N1	BH02 INTERVAL 2	SUITEA	05-Sep-02	1330			SO	CTE	30DAYS	HC4	06-Sep-02	SUITEA = AK102/103, SW8270C, SW8270CSIM, RCRA METALS (SW6020/SW7471A), SW8081A, SW8082, SW9060); IF DILUTION FOR SW8260B-LL IS REQUIRED, USE 4 OZ CONTAINER W/METHANOL.	MUTLEY
LNDBH02SO5.0N1	BH02 INTERVAL 2	SW8260B-LL	05-Sep-02	1330			SO	CTE	30DAYS	HC4	06-Sep-02		MUTLEY
LNDBH02SO5.0N1	BH02 INTERVAL 2	SW8151A	05-Sep-02	1330			SO	LKS	30DAYS	MIMI	13-Sep-02		MUTLEY
LNDBH03SO15-17N1	BH03 INTERVAL	AK101	09-Sep-02	1050		15-17	SO	CTE	30DAYS	HC5	11-Sep-02		CLOCKE
LNDBH03SO15-17N1	BH03 INTERVAL	SUITEA TOC	09-Sep-02	1050		15-17	SO	CTE	30DAYS	HC5	11-Sep-02	SUITEA=AK102/103, SW8270C, SW8270CSIM, RCRA METALS (SW6020/SW7471A), SW8081A, SW8082, SW9060. IF DILUTION FOR SW8260B-LL IS REQUIRED, USE 4 OZ CONTAINER W/ METHANOL.	CLOCKE
LNDBH03SO15-17N1	BH03 INTERVAL	SW8260B-LL	09-Sep-02	1050		15-17	SO	CTE	30DAYS	HC5	11-Sep-02		CLOCKE
LNDBH03SO15-17N1	BH03 INTERVAL	SW8151A	09-Sep-02	1050		15-17	SO	LKS	30DAYS	MIMI	13-Sep-02		CLOCKE
LNDBH03SO15-17N2	BH03 INTERVAL	AK101	09-Sep-02	1100		15-17	SO	CTE	30DAYS	HC5	11-Sep-02		CLOCKE

Elmendorf SS83
2002/2003 Sampling Event

COC_ID	FIELD_ID	METHOD	DATE_COLL	TIME_COLL	QC	DEPTH	MATRIX	LAB	TAT	COOLER_ID	SHIPPED	NOTES	SAMPLER
LNDBH03SO15-17N2	BH03 INTERVAL	SUITEA	09-Sep-02	1100		15-17	SO	CTE	30DAYS	HC5	11-Sep-02	SUITEA=AK102/103, SW8270C, SW8270CSIM, RCRA METALS (SW6020/SW7471A), SW8081A, SW8082. IF DILUTION FOR SW8260B-LL IS REQUIRED, USE 4 OZ	CLOCKE
LNDBH03SO15-17N2	BH03 INTERVAL	SW8260B-LL	09-Sep-02	1100		15-17	SO	CTE	30DAYS	HC5	11-Sep-02		CLOCKE
LNDBH03SO15-17N2	BH03 INTERVAL	SW8151A	09-Sep-02	1100		15-17	SO	LKS	30DAYS	MIMI	13-Sep-02		CLOCKE
LNDBH03SO5-7N1	BH03 INTERVAL	AK101	09-Sep-02	1015	MS/D	5-7	SO	CTE	30DAYS	HC5	11-Sep-02		CLOCKE
LNDBH03SO5-7N1	BH03 INTERVAL	SUITEA	09-Sep-02	1015	MS/D	5-7	SO	CTE	30DAYS	HC5	11-Sep-02	SUITEA=AK102/103, SW8270C, SW8270CSIM, RCRA METALS (SW6020/SW7471A), SW8081A, SW8082. IF DILUTION FOR SW8260B-LL IS REQUIRED, USE 4 OZ	CLOCKE
LNDBH03SO5-7N1	BH03 INTERVAL	SW8260B-LL	09-Sep-02	1015	MS/D	5-7	SO	CTE	30DAYS	HC5	11-Sep-02		CLOCKE
LNDBH03SO5-7N1	BH03 INTERVAL	SW8151A	09-Sep-02	1015	MS/D	5-7	SO	LKS	30DAYS	MIMI	13-Sep-02		CLOCKE
LNDBH03SOTB	TRIP BLANK AK101	AK101	09-Sep-02	1000			SO	CTE	30DAYS	HC5	11-Sep-02		CLOCKE
LNDBH03SOTB	TRIP BLANK AK101	SW8260B-LL	09-Sep-02	1000			SO	CTE	30DAYS	HC5	11-Sep-02		CLOCKE
LNDBH03SOTB	TRIP BLANK AK101	SW8260B=LL	09-Sep-02	1000			SO	CTE	30DAYS	HC5	11-Sep-02		CLOCKE
LNDBH04SO10-12N1	BH04 INTERVAL	AK101	09-Sep-02	1352		10-12	SO	CTE	30DAYS	HC5	11-Sep-02		CLOCKE
LNDBH04SO10-12N1	BH04 INTERVAL	SUITEA TOC	09-Sep-02	1352		10-12	SO	CTE	30DAYS	HC5	11-Sep-02	SUITEA=AK102/103, SW8270C, SW8270CSIM, RCRA METALS (SW6020/SW7471A), SW8081A, SW8082, SW9060. IF DILUTION FOR SW8260B-LL IS REQUIRED, USE 4 OZ CONTAINER W/ METHANOL.	CLOCKE
LNDBH04SO10-12N1	BH04 INTERVAL	SW8260B-LL	09-Sep-02	1352		10-12	SO	CTE	30DAYS	HC5	11-Sep-02		CLOCKE
LNDBH04SO10-12N1	BH04 INTERVAL	SW8151A	09-Sep-02	1352		10-12	SO	LKS	30DAYS	MIMI	13-Sep-02		CLOCKE
LNDBH04SO5-7N1	BH04 INTERVAL	AK101	09-Sep-02	1340		5-7	SO	CTE	30DAYS	HC5	11-Sep-02		CLOCKE
LNDBH04SO5-7N1	BH04 INTERVAL	SUITEA	09-Sep-02	1340		5-7	SO	CTE	30DAYS	HC5	11-Sep-02	SUITEA=AK102/103, SW8270C, SW8270CSIM, RCRA METALS (SW6020/SW7471A), SW8081A, SW8082. IF DILUTION FOR SW8260B-LL IS REQUIRED, USE 4 OZ	CLOCKE
LNDBH04SO5-7N1	BH04 INTERVAL	SW8260B-LL	09-Sep-02	1340		5-7	SO	CTE	30DAYS	HC5	11-Sep-02		CLOCKE
LNDBH04SO5-7N1	BH04 INTERVAL	SW8151A	09-Sep-02	1340		5-7	SO	LKS	30DAYS	MIMI	13-Sep-02		CLOCKE
JE03ELMTP1SL01-01SO	TP1, SAMPLE 1	AK102/103, SW8081A, SW8270CSIM, SW8082, SW6020/7471A, AK101	14-Jul-03	1717		5	SO	CTE	30DAYS	ANDY	14-Jul-03		MU/KM
JE03ELMTP1SL02-01SO	TP1, SAMPLE 2	SW8151A	14-Jul-03	1724		8	SO	CAS	30DAYS	JACOBS UMIAT	16-Jul-03		MU/KM
JE03ELMTP1SL02-01SO	TP1, SAMPLE 2	AK102/103, SW8081A, SW8270CSIM, SW8082, SW6020/7471A, AK101, SW8270C, SW8260B	14-Jul-03	1724		8	SO	CTE	30DAYS	ANDY	14-Jul-03		MU/KM
JE03ELMTP1SL03-01SO	TP1, SL02 DUPLICATE	SW8151A	14-Jul-03	1728		8	SO	CAS	30DAYS	JACOBS UMIAT	16-Jul-03		MU/KM
JE03ELMTP1SL03-01SO	TP1, SL02 DUPLICATE	AK102/103, SW8081A, SW8270CSIM, SW8082, SW6020/7471A, AK101, SW8270C, SW8260B	14-Jul-03	1728		8	SO	CTE	30DAYS	ANDY	14-Jul-03		MU/KM
JE03ELMTP1SL04-01SO	TP1, SAMPLE 4	AK102/103, SW8081A, SW8270CSIM, SW8082, SW6020/7471A, AK101	14-Jul-03	1737		12	SO	CTE	30DAYS	ANDY	14-Jul-03		MU/KM
JE03ELMTP1SL05-01SO	TP1, SAMPLE 5	AK102/103, SW8081A, SW8270CSIM, SW8082, SW6020/7471A, AK101	14-Jul-03	1710		12	SO	CTE	30DAYS	ANDY	14-Jul-03		MU/KM

Elmendorf SS83
2002/2003 Sampling Event

COC_ID	FIELD_ID	METHOD	DATE_COLL	TIME_COLL	QC	DEPTH	MATRIX	LAB	TAT	COOLER_ID	SHIPPED	NOTES	SAMPLER
JE03ELMTP1SL06-	TRIP BLANK	SW8260B	14-Jul-03	1500			SO	CTE	30DAYS	ANDY	14-Jul-03		MU/KM
JE03ELMTP1SL06-	TRIP BLANK	AK101	14-Jul-03	1505			SO	CTE	30DAYS	ANDY	14-Jul-03		MU/KM
JE03ELMTP2SL01-01SO	TP2, SAMPLE 1	AK102/103, SW8081A, SW8270CSIM, SW8082, SW6020/7471A, AK101	14-Jul-03	1524		5	SO	CTE	30DAYS	ANDY	14-Jul-03		MU/KM
JE03ELMTP2SL02-01SO	TP2, SAMPLE 2	SW8151A	14-Jul-03	1528		8	SO	CAS	30DAYS	JACOBS UMIAT	16-Jul-03		MU/KM
JE03ELMTP2SL02-01SO	TP2, SAMPLE 2	AK102/103, SW8081A, SW8270CSIM, SW8082, SW6020/7471A, AK101, SW8270C, SW8260B	14-Jul-03	1528		8	SO	CTE	30DAYS	ANDY	14-Jul-03		MU/KM
JE03ELMTP2SL03-01SO	TP2, SAMPLE 3	AK102/103, SW8081A, SW8270CSIM, SW8082, SW6020/7471A, AK101	14-Jul-03	1540		12	SO	CTE	30DAYS	ANDY	14-Jul-03		MU/KM
JE03ELMTP2SL04-01SO	TP2, SAMPLE 4	AK102/103, SW8081A, SW8270CSIM, SW8082, SW6020/7471A, AK101	14-Jul-03	1549		12	SO	CTE	30DAYS	ANDY	14-Jul-03		MU/KM
JE03ELMTP3SL01-01SO	TP3, SAMPLE 1	AK102/103, SW8081A, SW8270CSIM, SW8082, SW6020/7471A, AK101	15-Jul-03	1137		1.5	SO	CTE	30DAYS	SGS	15-Jul-03		MU/KM
JE03ELMTP3SL02-01SO	TP3, SAMPLE 2	AK102/103, SW8081A, SW8270CSIM, SW8082, SW6020/7471A, AK101	15-Jul-03	1143		5	SO	CTE	30DAYS	SGS	15-Jul-03		MU/KM
JE03ELMTP4SL01-01SO	TP4, SAMPLE 1 white powder sample	AK102/103, SW8081A, SW8270CSIM, SW8082, SW6020/7471A, AK101, SW8270C, SW8260B	15-Jul-03	1355		1.5	SO	CTE	30DAYS	SGS	15-Jul-03	8260 - sample fizzed during addition of sodium bisulfate; 8260 will be done on MeOH sample	MU/KM
JE03ELMTP4SL01-01SO	TP4, SAMPLE 1 white powder sample	SW8151A	15-Jul-03	1355		1.5	SO	CAS	30DAYS	JACOBS UMIAT			MU/KM
JE03ELMTP4SL02-01SO	TP4, SAMPLE 2 SOUTH END, ~12'BGS	AK102/103, SW8081A, SW8270CSIM, SW8082, SW6020/7471A, AK101	15-Jul-03	1431		10-12'	SO	CTE	30DAYS	SGS	15-Jul-03		MU/KM
JE03ELMTP4SL03-01SO	TP4 SAMPLE 3 5' BGS, NORTH END	AK102/103, SW8081A, SW8270CSIM, SW8082, SW6020/7471A, AK101	15-Jul-03	1442		5	SO	CTE	30DAYS	SGS	15-Jul-03		MU/KM
JE03ELMTP4SL04-01SO	SL03 DUPLICATE	AK102/103, SW8081A, SW8270CSIM, SW8082, SW6020/7471A, AK101	15-Jul-03	1446		5	SO	CTE	30DAYS	SGS	15-Jul-03		MU/KM
JE03ELMTP4SL05-01SO	TP4, SAMPLE 5 8' BGS, NORTH END	AK102/103, SW8081A, SW8270CSIM, SW8082, SW6020/7471A, AK101	15-Jul-03	1452		8	SO	CTE	30DAYS	SGS	15-Jul-03		MU/KM
JE03ELMTP4SL06-01SO	TP4, DRUM CONTENTS	AK102/103, SW8081A, SW8270CSIM, SW8082, SW6020/7471A, AK101, SW8270C, SW8260B	15-Jul-03	1530		DRUM	SO	CTE	30DAYS	SGS	15-Jul-03		MU/KM
JE03ELMTP4SL06-01SO	TP4, DRUM CONTENTS	SW8151A	15-Jul-03	1530		DRUM	SO	CAS	30DAYS	JACOBS UMIAT			MU/KM
JE03ELMTP4SL10-	TRIP BLANK	AK101	15-Jul-03	1200			SO	CTE	30DAYS	SGS	15-Jul-03		MU/KM
JE03ELMTP4SL10-	TRIP BLANK	SW8260B	15-Jul-03	1200			SO	CTE	30DAYS	SGS	15-Jul-03		MU/KM
LNDWL01WGN1	WELL 01	AK101	17-Sep-02	2359			WG	CTE	30DAYS	0917A	17-Sep-02		JR/JA
LNDWL01WGN1	WELL 01	AK102/103	17-Sep-02	2359			WG	CTE	30DAYS	0917A	17-Sep-02		JR/JA
LNDWL01WGN1	WELL 01	D1945	17-Sep-02	2359			WG	CTE	30DAYS	0917A	17-Sep-02		JR/JA
LNDWL01WGN1	WELL 01	RCRAMET	17-Sep-02	2359			WG	CTE	30DAYS	0917A	17-Sep-02		JR/JA
LNDWL01WGN1	WELL 01	SW8081A/SW8082	17-Sep-02	2359			WG	CTE	30DAYS	0917A	17-Sep-02		JR/JA
LNDWL01WGN1	WELL 01	SW8260B	17-Sep-02	2359			WG	CTE	30DAYS	0917A	17-Sep-02		JR/JA
LNDWL01WGN1	WELL 01	SW8270C	17-Sep-02	2359			WG	CTE	30DAYS	0917A	17-Sep-02		JR/JA

Elmendorf SS83
2002/2003 Sampling Event

COC_ID	FIELD_ID	METHOD	DATE_COLL	TIME_COLL	QC	DEPTH	MATRIX	LAB	TAT	COOLER_ID	SHIPPED	NOTES	SAMPLER
LNDWL01WGN1	WELL 01	SW8270CSIM E300-CL	17-Sep-02	2359			WG	CTE	30DAYS	0917A	17-Sep-02		JR/JA
LNDWL01WGN1	WELL 01	SW8151A	17-Sep-02	2359			WG	LKS	30DAYS	0917F	17-Sep-02		JR/JA
LNDWL02WGN1	WELL 02	AK101	17-Sep-02	2359			WG	CTE	30DAYS	0917A	17-Sep-02		JR/JA
LNDWL02WGN1	WELL 02	SW8260B	17-Sep-02	2359			WG	CTE	30DAYS	0917A	17-Sep-02		JR/JA
LNDWL02WGN1	WELL 02	AK102/103	17-Sep-02	2359			WG	CTE	30DAYS	0917B	17-Sep-02	DUE TO A SLOW RECHARGE, ONLY ONE BOTTLE WAS FILLED FOR SOME ANALYSES	JR/JA
LNDWL02WGN1	WELL 02	D1945	17-Sep-02	2359			WG	CTE	30DAYS	0917B	17-Sep-02	DUE TO A SLOW RECHARGE, ONLY ONE BOTTLE WAS FILLED FOR SOME ANALYSES	JR/JA
LNDWL02WGN1	WELL 02	RCRAMET	17-Sep-02	2359			WG	CTE	30DAYS	0917B	17-Sep-02		JR/JA
LNDWL02WGN1	WELL 02	SW8081A/SW8082	17-Sep-02	2359			WG	CTE	30DAYS	0917B	17-Sep-02	DUE TO A SLOW RECHARGE, ONLY ONE BOTTLE WAS FILLED FOR SOME ANALYSES	JR/JA
LNDWL02WGN1	WELL 02	SW8270C	17-Sep-02	2359			WG	CTE	30DAYS	0917B	17-Sep-02	DUE TO A SLOW RECHARGE, ONLY ONE BOTTLE WAS FILLED FOR SOME ANALYSES	JR/JA
LNDWL02WGN1	WELL 02	SW8270CSIM	17-Sep-02	2359			WG	CTE	30DAYS	0917B	17-Sep-02	DUE TO A SLOW RECHARGE, ONLY ONE BOTTLE WAS FILLED FOR SOME ANALYSES	JR/JA
LNDWL02WGN1	WELL 02	SW8151A	17-Sep-02	2359			WG	LKS	30DAYS	0917F	17-Sep-02		JR/JA
LNDWL03WGN1	WELL 03	AK101	17-Sep-02	2359			WG	CTE	30DAYS	0917A	17-Sep-02		JR/JA
LNDWL03WGN1	WELL 03	SW8260B	17-Sep-02	2359			WG	CTE	30DAYS	0917A	17-Sep-02		JR/JA
LNDWL03WGN1	WELL 03	AK102/103	17-Sep-02	2359			WG	CTE	30DAYS	0917C	17-Sep-02		JR/JA
LNDWL03WGN1	WELL 03	D1945	17-Sep-02	2359			WG	CTE	30DAYS	0917C	17-Sep-02		JR/JA
LNDWL03WGN1	WELL 03	RCRAMET	17-Sep-02	2359			WG	CTE	30DAYS	0917C	17-Sep-02		JR/JA
LNDWL03WGN1	WELL 03	SW8081A/SW8082	17-Sep-02	2359			WG	CTE	30DAYS	0917C	17-Sep-02		JR/JA
LNDWL03WGN1	WELL 03	SW8270C	17-Sep-02	2359			WG	CTE	30DAYS	0917C	17-Sep-02		JR/JA
LNDWL03WGN1	WELL 03	SW8270CSIM E300-CL	17-Sep-02	2359			WG	CTE	30DAYS	0917C	17-Sep-02		JR/JA
LNDWL03WGN1	WELL 03	SW8151A	17-Sep-02	2359			WG	LKS	30DAYS	0917F	17-Sep-02		JR/JA
LNDWL03WGN2	WELL 03 DUPLICATE	AK101	17-Sep-02	2359			WG	CTE	30DAYS	0917A	17-Sep-02		JR/JA
LNDWL03WGN2	WELL 03 DUPLICATE	SW8260B	17-Sep-02	2359			WG	CTE	30DAYS	0917A	17-Sep-02		JR/JA
LNDWL03WGN2	WELL 03 DUPLICATE	AK102/103	17-Sep-02	2359			WG	CTE	30DAYS	0917D	17-Sep-02		JR/JA
LNDWL03WGN2	WELL 03 DUPLICATE	D1945	17-Sep-02	2359			WG	CTE	30DAYS	0917D	17-Sep-02		JR/JA
LNDWL03WGN2	WELL 03 DUPLICATE	RCRAMET	17-Sep-02	2359			WG	CTE	30DAYS	0917D	17-Sep-02		JR/JA
LNDWL03WGN2	WELL 03 DUPLICATE	SW8081A/SW8082	17-Sep-02	2359			WG	CTE	30DAYS	0917D	17-Sep-02		JR/JA
LNDWL03WGN2	WELL 03 DUPLICATE	SW8270C	17-Sep-02	2359			WG	CTE	30DAYS	0917D	17-Sep-02		JR/JA
LNDWL03WGN2	WELL 03 DUPLICATE	SW8270CSIM E300-CL	17-Sep-02	2359			WG	CTE	30DAYS	0917D	17-Sep-02		JR/JA
LNDWL03WGN2	WELL 03 DUPLICATE	SW8151A	17-Sep-02	2359			WG	LKS	30DAYS	0917F	17-Sep-02		JR/JA
LNDWL04WGN2	WELL 04	AK101	17-Sep-02	2359			WG	CTE	30DAYS	0917A	17-Sep-02		JR/JA
LNDWL04WGN2	WELL 04	SW8260B	17-Sep-02	2359			WG	CTE	30DAYS	0917A	17-Sep-02		JR/JA
LNDWL04WGN2	WELL 04	AK102/103	17-Sep-02	2359			WG	CTE	30DAYS	0917E	17-Sep-02		JR/JA
LNDWL04WGN2	WELL 04	D1945	17-Sep-02	2359			WG	CTE	30DAYS	0917E	17-Sep-02		JR/JA
LNDWL04WGN2	WELL 04	RCRAMET	17-Sep-02	2359			WG	CTE	30DAYS	0917E	17-Sep-02		JR/JA
LNDWL04WGN2	WELL 04	SW8081A/SW8082	17-Sep-02	2359			WG	CTE	30DAYS	0917E	17-Sep-02		JR/JA
LNDWL04WGN2	WELL 04	SW8270C	17-Sep-02	2359			WG	CTE	30DAYS	0917E	17-Sep-02		JR/JA
LNDWL04WGN2	WELL 04	SW8270CSIM E300-CL	17-Sep-02	2359			WG	CTE	30DAYS	0917E	17-Sep-02		JR/JA
LNDWL04WGN2	WELL 04	SW8151A	17-Sep-02	2359			WG	LKS	30DAYS	0917F	17-Sep-02		JR/JA
LNDSSMIDDLEWGN1	MIDDLE SEEP	AK101	05-Sep-02	1530			WS	CTE	30DAYS	HC3	06-Sep-02		MUTLEY
LNDSSMIDDLEWGN1	MIDDLE SEEP	AK102/103	05-Sep-02	1530			WS	CTE	30DAYS	HC3	06-Sep-02		MUTLEY
LNDSSMIDDLEWGN1	MIDDLE SEEP	D1945	05-Sep-02	1530			WS	CTE	30DAYS	HC3	06-Sep-02		MUTLEY
LNDSSMIDDLEWGN1	MIDDLE SEEP	E300-CL	05-Sep-02	1530			WS	CTE	30DAYS	HC3	06-Sep-02		MUTLEY
LNDSSMIDDLEWGN1	MIDDLE SEEP	RCRAMET	05-Sep-02	1530			WS	CTE	30DAYS	HC3	06-Sep-02	RCRAMET = As, Ba, Cd, Cr, Pb, Se, Ag by SW6020 and Hg by SW7470A	MUTLEY
LNDSSMIDDLEWGN1	MIDDLE SEEP	SW8081A/SW8082	05-Sep-02	1530			WS	CTE	30DAYS	HC3	06-Sep-02		MUTLEY
LNDSSMIDDLEWGN1	MIDDLE SEEP	SW8260B|SW9060	05-Sep-02	1530			WS	CTE	30DAYS	HC3	06-Sep-02		MUTLEY

Elmendorf SS83
2002/2003 Sampling Event

COC_ID	FIELD_ID	METHOD	DATE_COLL	TIME_COLL	QC	DEPTH	MATRIX	LAB	TAT	COOLER_ID	SHIPPED	NOTES	SAMPLER
LNDSSMIDDLEWGN1	MIDDLE SEEP	SW8270C	05-Sep-02	1530			WS	CTE	30DAYS	HC3	06-Sep-02		MUTLEY
LNDSSMIDDLEWGN1	MIDDLE SEEP	SW8270CSIM	05-Sep-02	1530			WS	CTE	30DAYS	HC3	06-Sep-02		MUTLEY
LNDSSMIDDLEWGN2	MIDDLE SEEP	SW8151A	13-Sep-02	2359			WS	LKS	30DAYS	MIMI	13-Sep-02		MUTLEY
LNDSSNORTHWGN1	NORTH SEEP	AK102/103	05-Sep-02	1120			WS	CTE	30DAYS	HC1	06-Sep-02		MUTLEY
LNDSSNORTHWGN1	NORTH SEEP	D1945	05-Sep-02	1120			WS	CTE	30DAYS	HC1	06-Sep-02		MUTLEY
LNDSSNORTHWGN1	NORTH SEEP	E300-CL	05-Sep-02	1120			WS	CTE	30DAYS	HC1	06-Sep-02		MUTLEY
LNDSSNORTHWGN1	NORTH SEEP	RCRAMET	05-Sep-02	1120			WS	CTE	30DAYS	HC1	06-Sep-02	RCRAMET = As, Ba, Cd, Cr, Pb, Se, Ag by SW6020 and Hg by SW7470A	MUTLEY
LNDSSNORTHWGN1	NORTH SEEP	SW8081A/SW8082	05-Sep-02	1120			WS	CTE	30DAYS	HC1	06-Sep-02		MUTLEY
LNDSSNORTHWGN1	NORTH SEEP	SW8270C	05-Sep-02	1120			WS	CTE	30DAYS	HC1	06-Sep-02		MUTLEY
LNDSSNORTHWGN1	NORTH SEEP	SW8270CSIM	05-Sep-02	1120			WS	CTE	30DAYS	HC1	06-Sep-02		MUTLEY
LNDSSNORTHWGN1	NORTH SEEP	AK101	05-Sep-02	1120			WS	CTE	30DAYS	HC3	06-Sep-02		MUTLEY
LNDSSNORTHWGN1	NORTH SEEP	SW8260B|SW9060	05-Sep-02	1120			WS	CTE	30DAYS	HC3	06-Sep-02		MUTLEY
LNDSSNORTHWGN2	NORTH SEEP	SW8151A	13-Sep-02	2359			WS	LKS	30DAYS	MIMI	13-Sep-02		MUTLEY
LNDSSSOUTHWGN1	SOUTH SEEP	AK102/103	05-Sep-02	1230			WS	CTE	30DAYS	HC2	06-Sep-02		MUTLEY
LNDSSSOUTHWGN1	SOUTH SEEP	D1945	05-Sep-02	1230			WS	CTE	30DAYS	HC2	06-Sep-02		MUTLEY
LNDSSSOUTHWGN1	SOUTH SEEP	E300-CL	05-Sep-02	1230			WS	CTE	30DAYS	HC2	06-Sep-02		MUTLEY
LNDSSSOUTHWGN1	SOUTH SEEP	RCRAMET	05-Sep-02	1230			WS	CTE	30DAYS	HC2	06-Sep-02	RCRAMET = As, Ba, Cd, Cr, Pb, Se, Ag by SW6020 and Hg by SW7470A	MUTLEY
LNDSSSOUTHWGN1	SOUTH SEEP	SW8081A/SW8082	05-Sep-02	1230			WS	CTE	30DAYS	HC2	06-Sep-02		MUTLEY
LNDSSSOUTHWGN1	SOUTH SEEP	SW8270C	05-Sep-02	1230			WS	CTE	30DAYS	HC2	06-Sep-02		MUTLEY
LNDSSSOUTHWGN1	SOUTH SEEP	SW8270CSIM	05-Sep-02	1230			WS	CTE	30DAYS	HC2	06-Sep-02		MUTLEY
LNDSSSOUTHWGN1	SOUTH SEEP	AK101	05-Sep-02	1230			WS	CTE	30DAYS	HC3	06-Sep-02		MUTLEY
LNDSSSOUTHWGN1	SOUTH SEEP	SW8260B|SW9060	05-Sep-02	1230			WS	CTE	30DAYS	HC3	06-Sep-02		MUTLEY
LNDSSSOUTHWGN2	SOUTH SEEP	SW8151A	13-Sep-02	2359			WS	LKS	30DAYS	MIMI	13-Sep-02		MUTLEY
LNDSSMIDDLESEN1	MIDDLE SEEP SEDIMENT	AK101	05-Sep-02	1630			SE	CTE	30DAYS	HC4	06-Sep-02		MUTLEY
LNDSSMIDDLESEN1	MIDDLE SEEP SEDIMENT	SUITEA	05-Sep-02	1630			SE	CTE	30DAYS	HC4	06-Sep-02	SUITEA = AK102/103, SW8270C, SW8270CSIM, RCRA METALS (SW6020/SW7471A), SW8081A, SW8082, SW9060); IF DILUTION FOR SW8260B-LL IS REQUIRED, USE 4 OZ CONTAINER W/METHANOL.	MUTLEY
LNDSSMIDDLESEN1	MIDDLE SEEP SEDIMENT	SW8260B-LL	05-Sep-02	1630			SE	CTE	30DAYS	HC4	06-Sep-02		MUTLEY
LNDSSMIDDLESEN1	MIDDLE SEEP SEDIMENT	SW8151A	05-Sep-02	1630			SE	LKS	30DAYS	MIMI	13-Sep-02		MUTLEY
LNDSSMIDDLESEN2	MIDDLE SEEP SEDIMENT (RECOLLECT 8260)	A2540G	03-Oct-02	2359			SE	CTE	30DAYS	HC8	03-Oct-02		SC/MU
LNDSSMIDDLESEN2	MIDDLE SEEP SEDIMENT (RECOLLECT 8260)	SW8260B	03-Oct-02	2359			SE	CTE	30DAYS	HC8	03-Oct-02	RUN LOW LEVEL FIRST; IF DILUTION REQUIRED, THEN RUN METHANOL PRESERVATION	SC/MU
LNDSSMIDDLESEN2	MIDDLE SEEP SEDIMENT (RECOLLECT 8260)	SW8260LL	03-Oct-02	2359			SE	CTE	30DAYS	HC8	03-Oct-02		SC/MU
LNDSSNORTHSEN1	NORTH SEEP SEDIMENT	AK101	05-Sep-02	1620			SE	CTE	30DAYS	HC4	06-Sep-02		MUTLEY
LNDSSNORTHSEN1	NORTH SEEP SEDIMENT	SUITEA	05-Sep-02	1620			SE	CTE	30DAYS	HC4	06-Sep-02	SUITEA = AK102/103, SW8270C, SW8270CSIM, RCRA METALS (SW6020/SW7471A), SW8081A, SW8082, SW9060); IF DILUTION FOR SW8260B-LL IS REQUIRED, USE 4 OZ CONTAINER W/METHANOL.	MUTLEY
LNDSSNORTHSEN1	NORTH SEEP SEDIMENT	SW8260B-LL	05-Sep-02	1620			SE	CTE	30DAYS	HC4	06-Sep-02		MUTLEY
LNDSSNORTHSEN1	NORTH SEEP SEDIMENT	SW8151A	05-Sep-02	1620			SE	LKS	30DAYS	MIMI	13-Sep-02		MU/CL

Elmendorf SS83
2002/2003 Sampling Event

COC_ID	FIELD_ID	METHOD	DATE_COLL	TIME_COLL	QC	DEPTH	MATRIX	LAB	TAT	COOLER_ID	SHIPPED	NOTES	SAMPLER
LNDSSNORTHSEN2	MIDDLE SEEP SEDIMENT (RECOLLECT 8260)	A2540G	03-Oct-02	2359			SE	CTE	30DAYS	HC8	03-Oct-02		SC/MU
LNDSSNORTHSEN2	MIDDLE SEEP SEDIMENT (RECOLLECT 8260)	SW8260B	03-Oct-02	2359			SE	CTE	30DAYS	HC8	03-Oct-02	RUN LOW LEVEL FIRST; IF DILUTION REQUIRED, THEN RUN METHANOL PRESERVATION	SC/MU
LNDSSNORTHSEN2	MIDDLE SEEP SEDIMENT (RECOLLECT 8260)	SW8260LL	03-Oct-02	2359			SE	CTE	30DAYS	HC8	03-Oct-02		SC/MU
LNDSSSOUTHSEN1	SOUTH SEEP SEDIMENT	AK101	05-Sep-02	1640			SE	CTE	30DAYS	HC4	06-Sep-02		MUTLEY
LNDSSSOUTHSEN1	SOUTH SEEP SEDIMENT	SUITEA	05-Sep-02	1640			SE	CTE	30DAYS	HC4	06-Sep-02	SUITEA = AK102/103, SW8270C, SW8270CSIM, RCRA METALS (SW6020/SW7471A), SW8081A, SW8082, SW9060); IF DILUTION FOR SW8260B-LL IS REQUIRED, USE 4 OZ CONTAINER W/METHANOL.	MUTLEY
LNDSSSOUTHSEN1	SOUTH SEEP SEDIMENT	SW8260B-LL	05-Sep-02	1640			SE	CTE	30DAYS	HC4	06-Sep-02		MUTLEY
LNDSSSOUTHSEN1	SOUTH SEEP SEDIMENT	SW8151A	05-Sep-02	1640			SE	LKS	30DAYS	MIMI	13-Sep-02		MUTLEY
LNDSSSOUTHSEN2	MIDDLE SEEP SEDIMENT (RECOLLECT 8260)	A2540G	03-Oct-02	2359			SE	CTE	30DAYS	HC8	03-Oct-02		SC/MU
LNDSSSOUTHSEN2	MIDDLE SEEP SEDIMENT (RECOLLECT 8260)	SW8260B	03-Oct-02	2359			SE	CTE	30DAYS	HC8	03-Oct-02	RUN LOW LEVEL FIRST; IF DILUTION REQUIRED, THEN RUN METHANOL PRESERVATION	SC/MU
LNDSSSOUTHSEN2	MIDDLE SEEP SEDIMENT (RECOLLECT 8260)	SW8260LL	03-Oct-02	2359			SE	CTE	30DAYS	HC8	03-Oct-02		SC/MU
LNDSSTBSEN1	TRIP BLANK	A2540G	03-Oct-02	2359			SE	CTE	30DAYS	HC8	03-Oct-02		SC/MU
LNDSSTBSEN1	TRIP BLANK	SW8260LL	03-Oct-02	2359			SE	CTE	30DAYS	HC8	03-Oct-02	RUN LOW LEVEL FIRST; IF DILUTION REQUIRED, THEN RUN METHANOL PRESERVATION	SC/MU
TB_0917A	WELL 04	AK101	17-Sep-02	2359			WG	CTE	30DAYS	0917A	17-Sep-02		JR/JA
TB_0917A	WELL 04	SW8260B	17-Sep-02	2359			WG	CTE	30DAYS	0917A	17-Sep-02		JR/JA
TB_HC3	TRIP BLANK	AK101	05-Sep-02	1120			WS	CTE	30DAYS	HC3	06-Sep-02		MUTLEY
TB_HC3	TRIP BLANK	SW8260B|SW9060	05-Sep-02	1120			WS	CTE	30DAYS	HC3	06-Sep-02		MUTLEY
TB_HC4	TRIP BLANK	AK101	04-Sep-02	1100			SO	CTE	30DAYS	HC4	06-Sep-02		MUTLEY
TB_HC4	TRIP BLANK	SW8260-LL	04-Sep-02	1100			SO	CTE	30DAYS	HC4	06-Sep-02		MUTLEY

Elmendorf SS83
2002 Soil Boring Analytical Results

				Sample ID	LNDBH010SO0.0N1		LNDBH010SO35.0N1		LNDBH02SO24.0N1		LNDBH02SO5.0N1	
				Laboratory	CTE/LTL		CTE/LTL		CTE/LTL		CTE	
				Lab Sample ID	1025901009/0209271-01		1025901010/0209271-02		1025901011/0209271-03		1025901012	
				Collection Date	9/4/02		9/4/02		9/5/02		9/5/02	
				Matrix	SO		SO		SO		SO	
			Screening Criteria									
Analyte	**Method**	**Units**	**ADEC[1]**	**EPA[2]**								
Total Solids	A2540G	PERCENT			95.4	[0]	93.3	[0]	92.7	[0]	88.6	[0]
Gasoline Range Organics	AK101E	mg/kg	300		ND	[2.19]	ND	[1.9]	ND	[2.45]	ND	[3.32]
Diesel Range Organics	AK102E	mg/kg	250		2.9	[20.8] F	5.88	[21.4] F	3.34	[21.5] F	9.47	[22.4] F
Residual Range Organics	AK102E	mg/kg	10000		ND	[20.8]	8.86	[21.4] F	ND	[21.5]	34.8	[22.4]
Total Organic Carbon (TOC)	E415.2	mg/kg			1743	[618] J-C	-	-	3115	[589] J-C	-	-
Acenaphthene	PAHSIM	mg/kg	210	3700	ND	[0.00522]	ND	[0.00535]	ND	[0.00539]	ND	[0.00563]
Acenaphthylene	PAHSIM	mg/kg	210		ND	[0.00522]	ND	[0.00535]	ND	[0.00539]	ND	[0.00563]
Anthracene	PAHSIM	mg/kg	4300	22000	ND	[0.00522]	ND	[0.00535]	ND	[0.00539]	ND	[0.00563]
Benzo(a)anthracene	PAHSIM	mg/kg	6	0.62	ND	[0.00522]	ND	[0.00535]	ND	[0.00539]	ND	[0.00563]
Benzo(a)pyrene	PAHSIM	mg/kg	1	0.062	ND	[0.00522]	ND	[0.00535]	ND	[0.00539]	ND	[0.00563]
Benzo(b)fluoranthene	PAHSIM	mg/kg	11	0.62	ND	[0.00522]	ND	[0.00535]	ND	[0.00539]	ND	[0.00563]
Benzo(g,h,i)perylene	PAHSIM	mg/kg	1500		ND	[0.00522]	0.00201	[0.00535] F	ND	[0.00539]	ND	[0.00563]
Benzo(k)fluoranthene	PAHSIM	mg/kg	110	6.2	ND	[0.00522]	ND	[0.00535]	ND	[0.00539]	ND	[0.00563]
Chrysene	PAHSIM	mg/kg	620	62	ND	[0.00522]	0.00263	[0.00535] F	ND	[0.00539]	ND	[0.00563]
Dibenzo(a,h)anthracene	PAHSIM	mg/kg	1	0.062	ND	[0.00522]	ND	[0.00535]	ND	[0.00539]	ND	[0.00563]
Fluoranthene	PAHSIM	mg/kg	2100	2300	ND	[0.00522]	0.00223	[0.00535] F	ND	[0.00539]	ND	[0.00563]
Fluorene	PAHSIM	mg/kg	270	2600	ND	[0.00522]	ND	[0.00535]	ND	[0.00539]	ND	[0.00563]
Indeno(1,2,3-cd)pyrene	PAHSIM	mg/kg	11	0.62	ND	[0.00522]	ND	[0.00535]	ND	[0.00539]	ND	[0.00563]
Naphthalene	PAHSIM	mg/kg	21	56	ND	[0.00522]	0.00408	[0.00535] F	0.00171	[0.00539] F	0.00431	[0.00563] F
Phenanthrene	PAHSIM	mg/kg	4300		ND	[0.00522]	0.0103	[0.00535]	0.00464	[0.00539] F	ND	[0.00563]
Pyrene	PAHSIM	mg/kg	1500	2300	ND	[0.00522]	0.0029	[0.00535] F	ND	[0.00539]	ND	[0.00563]
Arsenic	SW6020	mg/kg	2	0.39	4.8	[1.03]	4.69	[1.01]	4.63	[1.03]	5.34	[1.13]
Barium	SW6020	mg/kg	1100	5400	29.3	[0.517]	54.6	[0.503]	45.2	[0.514]	47.9	[0.563]
Cadmium	SW6020	mg/kg	5	37	ND	[0.207]	0.0942	[0.201] F	ND	[0.206]	ND	[0.225]
Chromium	SW6020	mg/kg	26	210	39.9	[1.03]	30.3	[1.01] J-C	20	[1.03] J-C	24.2	[1.13] J-C
Lead	SW6020	mg/kg	400	400	3.53	[0.207]	3.8	[0.201]	3.64	[0.206]	4.43	[0.225]
Selenium	SW6020	mg/kg	3.5	390	ND	[1.03]	ND	[1.01]	ND	[1.03]	ND	[1.13]
Silver	SW6020	mg/kg	21	390	0.0431	[0.103] F	0.0591	[0.101] F	0.0541	[0.103] F	0.0473	[0.113] F

See flag definitions at the end of this table.

Elmendorf SS83
2002 Soil Boring Analytical Results

				Sample ID	LNDBH010SO0.0N1	LNDBH010SO35.0N1	LNDBH02SO24.0N1	LNDBH02SO5.0N1
				Laboratory	CTE/LTL	CTE/LTL	CTE/LTL	CTE
				Lab Sample ID	1025901009/0209271-01	1025901010/0209271-02	1025901011/0209271-03	1025901012
				Collection Date	9/4/02	9/4/02	9/5/02	9/5/02
				Matrix	SO	SO	SO	SO
			Screening Criteria					
Analyte	**Method**	**Units**	**ADEC[1]**	**EPA[2]**				
Mercury	SW7471A	mg/kg	1.4	23	0.0457 [0.043]	0.0549 [0.044]	0.0455 [0.048] F	0.0361 [0.0423] F
4,4'-DDD	SW8081A	mg/kg	35	2.4	ND [0.0021]	ND [0.0021]	ND [0.0021]	0.0063 [0.0023]
4,4'-DDE	SW8081A	mg/kg	24	1.7	ND [0.0021]	ND [0.0021]	ND [0.0021]	0.0061 [0.0023]
4,4'-DDT	SW8081A	mg/kg	24	1.7	ND [0.0021]	ND [0.0021]	ND [0.0021]	0.0187 [0.0023]
Aldrin	SW8081A	mg/kg	0.5	0.029	ND [0.0016]	ND [0.0016]	ND [0.0016]	ND [0.0017]
Dieldrin	SW8081A	mg/kg	0.015	0.03	ND [0.0021]	ND [0.0021]	ND [0.0021]	ND [0.0023]
Endosulfan I	SW8081A	mg/kg	7	370	ND [0.0016]	ND [0.0016]	ND [0.0016]	ND [0.0017]
Endosulfan II	SW8081A	mg/kg			ND [0.0021]	ND [0.0021]	ND [0.0021]	ND [0.0023]
Endosulfan sulfate	SW8081A	mg/kg			ND [0.0021]	ND [0.0021]	ND [0.0021]	ND [0.0023]
Endrin	SW8081A	mg/kg	0.3	18	ND [0.0021]	ND [0.0021]	ND [0.0021]	ND [0.0023]
Endrin aldehyde	SW8081A	mg/kg			ND [0.0021]	ND [0.0021]	ND [0.0021]	ND [0.0023]
Endrin ketone	SW8081A	mg/kg			ND [0.0021]	ND [0.0021]	ND [0.0021]	ND [0.0023]
Heptachlor	SW8081A	mg/kg	0.8	0.11	ND [0.0021]	ND [0.0021]	ND [0.0021]	ND [0.0023]
Heptachlor epoxide	SW8081A	mg/kg	0.2	0.053	ND [0.0021]	ND [0.0021]	ND [0.0021]	ND [0.0023]
Methoxychlor	SW8081A	mg/kg	52	310	ND [0.0021]	ND [0.0021]	ND [0.0021]	ND [0.0023]
Toxaphene	SW8081A	mg/kg	8	0.44	ND [0.052]	ND [0.053]	ND [0.054]	ND [0.056]
alpha-BHC	SW8081A	mg/kg	0.0026	0.09	ND [0.0016]	ND [0.0016]	ND [0.0016]	ND [0.0017]
alpha-Chlordane	SW8081A	mg/kg	3	1.6	ND [0.0016]	ND [0.0016]	ND [0.0016]	ND [0.0017]
beta-BHC	SW8081A	mg/kg	0.009	0.32	ND [0.0016]	ND [0.0016]	ND [0.0016]	ND [0.0017]
delta-BHC	SW8081A	mg/kg			ND [0.0016]	ND [0.0016]	ND [0.0016]	ND [0.0017]
gamma-BHC (Lindane)	SW8081A	mg/kg	0.003	0.44	ND [0.0016]	ND [0.0016]	ND [0.0016]	ND [0.0017]
gamma-Chlordane	SW8081A	mg/kg	3		ND [0.0016]	ND [0.0016]	ND [0.0016]	ND [0.0017]
PCB-1016 (Aroclor 1016)	SW8082	mg/kg	1	3.9	ND [0.0312]	ND [0.032]	ND [0.0322]	ND [0.0338]
PCB-1221 (Aroclor 1221)	SW8082	mg/kg	1	0.22	ND [0.0312]	ND [0.032]	ND [0.0322]	ND [0.0338]
PCB-1232 (Aroclor 1232)	SW8082	mg/kg	1	0.22	ND [0.0312]	ND [0.032]	ND [0.0322]	ND [0.0338]
PCB-1242 (Aroclor 1242)	SW8082	mg/kg	1	0.22	ND [0.0312]	ND [0.032]	ND [0.0322]	ND [0.0338]
PCB-1248 (Aroclor 1248)	SW8082	mg/kg	1	0.22	ND [0.0312]	ND [0.032]	ND [0.0322]	ND [0.0338]
PCB-1254 (Aroclor 1254)	SW8082	mg/kg	1	0.22	ND [0.0312]	ND [0.032]	ND [0.0322]	ND [0.0338]
PCB-1260 (Aroclor 1260)	SW8082	mg/kg	1	0.22	ND [0.0312]	ND [0.032]	ND [0.0322]	ND [0.0338]

See flag definitions at the end of this table.

Elmendorf SS83
2002 Soil Boring Analytical Results

				Sample ID	LNDBH010SO0.0N1	LNDBH010SO35.0N1	LNDBH02SO24.0N1	LNDBH02SO5.0N1
				Laboratory	CTE/LTL	CTE/LTL	CTE/LTL	CTE
				Lab Sample ID	1025901009/0209271-01	1025901010/0209271-02	1025901011/0209271-03	1025901012
				Collection Date	9/4/02	9/4/02	9/5/02	9/5/02
				Matrix	SO	SO	SO	SO
			Screening Criteria					
Analyte	**Method**	**Units**	**ADEC[1]**	**EPA[2]**				
2,4,5-T	SW8151A	mg/kg		610	ND [0.001]	ND [0.001]	ND [0.001]	ND [0.001]
2,4,5-TP (Silvex)	SW8151A	mg/kg		490	ND [0.0004]	ND [0.0004]	ND [0.0004]	ND [0.0004]
2,4-D	SW8151A	mg/kg		690	ND [0.0004]	ND [0.0004]	ND [0.0004]	ND [0.0004]
2,4-DB	SW8151A	mg/kg		490	ND [0.001]	ND [0.001]	ND [0.001]	ND [0.001]
Dalapon	SW8151A	mg/kg		1800	ND [0.0016]	4.2 [0.0016]	ND [0.0016]	ND [0.0016]
Dicamba	SW8151A	mg/kg			ND [0.001]	ND [0.001]	ND [0.001]	ND [0.001]
Dichlorprop	SW8151A	mg/kg			ND [0.001]	ND [0.001]	ND [0.001]	ND [0.001]
Dinoseb	SW8151A	mg/kg		61	ND [0.0002]	ND [0.0002]	ND [0.0002]	ND [0.0002]
MCPA (2-Methyl-4-chlorophenoxy acetic acid)	SW8151A	mg/kg		31	ND [0.020]	ND [0.020]	ND [0.020]	ND [0.020]
MCPP (2-(2-methyl-4-chlorophenoxy) propanoic acid)	SW8151A	mg/kg		61	ND [0.030]	ND [0.030]	ND [0.030]	ND [0.030]
1,1,1,2-Tetrachloroethane	SW8260B	mg/kg		3.2	ND [0.0219]	ND [0.019]	ND [0.0245]	ND [0.0344]
1,1,1-Trichloroethane	SW8260B	mg/kg	1	1200	ND [0.0219]	ND [0.019]	ND [0.0245]	ND [0.0344]
1,1,2,2-Tetrachloroethane	SW8260B	mg/kg	0.017	0.41	ND [0.0219]	ND [0.019]	ND [0.0245]	ND [0.0344]
1,1,2-Trichloroethane	SW8260B	mg/kg	0.017	0.73	ND [0.0114]	ND [0.0099]	ND [0.0127]	ND [0.0179]
1,1-Dichloroethane	SW8260B	mg/kg	12	510	ND [0.0219]	ND [0.019]	ND [0.0245]	ND [0.0344]
1,1-Dichloroethene	SW8260B	mg/kg	0.03	120	ND [0.0219]	ND [0.019]	ND [0.0245]	ND [0.0344]
1,1-Dichloropropene	SW8260B	mg/kg			ND [0.0219]	ND [0.019]	ND [0.0245]	ND [0.0344]
1,2,3-Trichlorobenzene	SW8260B	mg/kg			ND [0.0219]	ND [0.019]	ND [0.0245]	ND [0.0344]
1,2,3-Trichloropropane	SW8260B	mg/kg	0.002	0.005	ND [0.0219]	ND [0.019]	ND [0.0245]	ND [0.0344]
1,2,4-Trichlorobenzene	SW8260B	mg/kg	2	650	ND [0.0219]	ND [0.019]	ND [0.0245]	ND [0.0344]
1,2,4-Trimethylbenzene	SW8260B	mg/kg	92.2	52	ND [0.0438]	ND [0.038]	ND [0.049]	ND [0.0688]
1,2-Dibromo-3-chloropropane	SW8260B	mg/kg		0.45	ND [0.0876]	ND [0.0759]	ND [0.0981]	ND [0.138]
1,2-Dibromoethane	SW8260B	mg/kg	0.0002	0.0069	ND [0.0219]	ND [0.019]	ND [0.0245]	ND [0.0344]
1,2-Dichlorobenzene	SW8260B	mg/kg	7	370	ND [0.0219]	ND [0.019]	ND [0.0245]	ND [0.0344]
1,2-Dichloroethane	SW8260B	mg/kg	0.015	0.28	ND [0.0114]	ND [0.0099]	ND [0.0127]	ND [0.0179]
1,2-Dichloropropane	SW8260B	mg/kg	0.017	0.34	ND [0.0114]	ND [0.0099]	ND [0.0127]	ND [0.0179]
1,3,5-Trimethylbenzene	SW8260B	mg/kg	25	21	ND [0.0438]	ND [0.038]	ND [0.049]	ND [0.0688]
1,3-Dichlorobenzene	SW8260B	mg/kg	12.1	16	ND [0.0219]	ND [0.019]	ND [0.0245]	ND [0.0344]
1,3-Dichloropropane	SW8260B	mg/kg			ND [0.0219]	ND [0.019]	ND [0.0245]	ND [0.0344]

See flag definitions at the end of this table.

Elmendorf SS83
2002 Soil Boring Analytical Results

				Sample ID	LNDBH010SO0.0N1	LNDBH010SO35.0N1	LNDBH02SO24.0N1	LNDBH02SO5.0N1
				Laboratory	CTE/LTL	CTE/LTL	CTE/LTL	CTE
				Lab Sample ID	1025901009/0209271-01	1025901010/0209271-02	1025901011/0209271-03	1025901012
				Collection Date	9/4/02	9/4/02	9/5/02	9/5/02
				Matrix	SO	SO	SO	SO
			Screening Criteria					
Analyte	**Method**	**Units**	**ADEC[1]**	**EPA[2]**				
1,4-Dichlorobenzene	SW8260B	mg/kg	0.8	3.4	ND [0.0219]	ND [0.019]	ND [0.0245]	ND [0.0344]
1-Chlorohexane	SW8260B	mg/kg			ND [0.0219]	ND [0.019]	0.0196 [0.0245] F	0.0282 [0.0344] F
2,2-Dichloropropane	SW8260B	mg/kg			ND [0.0219]	ND [0.019]	ND [0.0245]	ND [0.0344]
2-Butanone	SW8260B	mg/kg	60	7300	ND [0.219]	0.0135 [0.19] F	ND [0.245]	0.0224 [0.344] F
2-Chloroethyl vinyl ether	SW8260B	mg/kg			ND [0.219]	ND [0.19]	ND [0.245]	ND [0.344]
2-Chlorotoluene	SW8260B	mg/kg		160	ND [0.0219]	ND [0.019]	ND [0.0245]	ND [0.0344]
2-Hexanone	SW8260B	mg/kg			ND [0.219]	ND [0.19]	ND [0.245]	ND [0.344]
4-Chlorotoluene	SW8260B	mg/kg			ND [0.0219]	ND [0.019]	ND [0.0245]	ND [0.0344]
4-Isopropyltoluene	SW8260B	mg/kg			ND [0.0219]	ND [0.019]	ND [0.0245]	ND [0.0344]
4-Methyl-2-pentanone	SW8260B	mg/kg			ND [0.219]	ND [0.19]	ND [0.245]	ND [0.344]
Acetone	SW8260B	mg/kg	10	1600	ND [0.876]	ND [0.759]	ND [0.981]	ND [1.38]
Benzene	SW8260B	mg/kg	0.02	0.6	ND [0.0114]	ND [0.0099]	ND [0.0127]	ND [0.0179]
Bromobenzene	SW8260B	mg/kg		28	ND [0.0219]	ND [0.019]	ND [0.0245]	ND [0.0344]
Bromochloromethane	SW8260B	mg/kg			ND [0.0219]	ND [0.019]	ND [0.0245]	ND [0.0344]
Bromodichloromethane	SW8260B	mg/kg	0.35	0.82	ND [0.0219]	ND [0.019]	ND [0.0245]	ND [0.0344]
Bromoform	SW8260B	mg/kg	0.38	62	ND [0.0219]	ND [0.019]	ND [0.0245]	ND [0.0344]
Bromomethane	SW8260B	mg/kg	1.1	3.9	ND [0.0876]	ND [0.0759]	ND [0.0981]	ND [0.138]
Carbon disulfide	SW8260B	mg/kg			ND [0.0876]	ND [0.0759]	ND [0.0981]	ND [0.138]
Carbon tetrachloride	SW8260B	mg/kg	0.03	0.25	ND [0.0219]	ND [0.019]	ND [0.0245]	ND [0.0344]
Chlorobenzene	SW8260B	mg/kg	0.6	150	ND [0.0219]	ND [0.019]	ND [0.0245]	ND [0.0344]
Chloroethane	SW8260B	mg/kg		3	ND [0.0876]	ND [0.0759]	ND [0.0981]	ND [0.138]
Chloroform	SW8260B	mg/kg	0.34	3.6	ND [0.0219]	ND [0.019]	ND [0.0245]	ND [0.0344]
Chloromethane	SW8260B	mg/kg		1.2	ND [0.0219]	ND [0.019]	ND [0.0245]	ND [0.0344]
Dibromochloromethane	SW8260B	mg/kg	0.2	1.1	ND [0.0219]	ND [0.019]	ND [0.0245]	ND [0.0344]
Dibromomethane	SW8260B	mg/kg	1.1		ND [0.0219]	ND [0.019]	ND [0.0245]	ND [0.0344]
Dichlorodifluoromethane	SW8260B	mg/kg	60	94	ND [0.0219]	ND [0.019]	ND [0.0245]	ND [0.0344]
Ethylbenzene	SW8260B	mg/kg	5.5	8.9	ND [0.0438]	ND [0.038]	ND [0.049]	ND [0.0688]
Hexachlorobutadiene	SW8260B	mg/kg	8	6.2	ND [0.0219]	ND [0.019]	ND [0.0245]	ND [0.0344]
Isopropylbenzene	SW8260B	mg/kg	227	570	ND [0.0219]	ND [0.019]	ND [0.0245]	ND [0.0344]
Methyl-tert-butyl ether (MTBE)	SW8260B	mg/kg			ND [0.0219]	ND [0.019]	ND [0.0245]	ND [0.0344]
Methylene chloride	SW8260B	mg/kg	0.015	9.1	0.0457 [0.0876] UBRL	0.0401 UBRL	0.0581 [0.0981] UBRL	0.0709 [0.138] UBRL
Naphthalene	SW8260B	mg/kg	21	56	0.0307 [0.0438] UBRL	0.0177 [0.038] UBRL	0.027 [0.049] F	0.0454 [0.0688] F
Styrene	SW8260B	mg/kg	1.3	1700	ND [0.0219]	ND [0.019]	ND [0.0245]	ND [0.0344]

See flag definitions at the end of this table.

Elmendorf SS83
2002 Soil Boring Analytical Results

				Sample ID	LNDBH010SO0.0N1	LNDBH010SO35.0N1	LNDBH02SO24.0N1	LNDBH02SO5.0N1
				Laboratory	CTE/LTL	CTE/LTL	CTE/LTL	CTE
				Lab Sample ID	1025901009/0209271-01	1025901010/0209271-02	1025901011/0209271-03	1025901012
				Collection Date	9/4/02	9/4/02	9/5/02	9/5/02
				Matrix	SO	SO	SO	SO
			Screening Criteria					
Analyte	**Method**	**Units**	**ADEC[1]**	**EPA[2]**				
Tetrachloroethene (PCE)	SW8260B	mg/kg	0.03	1.5	ND [0.0219]	ND [0.019]	ND [0.0245]	ND [0.0344]
Toluene	SW8260B	mg/kg	5.4	520	ND [0.0438]	ND [0.038]	ND [0.049]	ND [0.0688]
Trichloroethene (TCE)	SW8260B	mg/kg	0.027	0.053	ND [0.0175]	ND [0.0152]	ND [0.0196]	ND [0.0275]
Trichlorofluoromethane	SW8260B	mg/kg		390	ND [0.0219]	ND [0.019]	ND [0.0245]	ND [0.0344]
Vinyl chloride	SW8260B	mg/kg	0.009	0.079	ND [0.0114]	ND [0.0099]	ND [0.0127]	ND [0.0179]
Xylene, Isomers m & p	SW8260B	mg/kg	78	270	ND [0.0438]	ND [0.038]	ND [0.049]	ND [0.0688]
cis-1,2-Dichloroethene	SW8260B	mg/kg	0.2	43	ND [0.0219]	ND [0.019]	ND [0.0245]	ND [0.0344]
cis-1,3-Dichloropropene	SW8260B	mg/kg		0.78	ND [0.0175]	ND [0.0152]	ND [0.0196]	ND [0.0275]
n-Butylbenzene	SW8260B	mg/kg		240	ND [0.0219]	ND [0.019]	ND [0.0245]	ND [0.0344]
n-Propylbenzene	SW8260B	mg/kg			ND [0.0219]	ND [0.019]	ND [0.0245]	ND [0.0344]
o-Xylene	SW8260B	mg/kg	78	270	ND [0.0438]	ND [0.038]	ND [0.049]	ND [0.0688]
sec-Butylbenzene	SW8260B	mg/kg		220	ND [0.0219]	ND [0.019]	ND [0.0245]	ND [0.0344]
tert-Butylbenzene	SW8260B	mg/kg		390	ND [0.0219]	ND [0.019]	ND [0.0245]	ND [0.0344]
trans-1,2-Dichloroethene	SW8260B	mg/kg	0.4	69	ND [0.0219]	ND [0.019]	ND [0.0245]	ND [0.0344]
trans-1,3-Dichloropropene	SW8260B	mg/kg		0.78	ND [0.0219]	ND [0.019]	ND [0.0245]	ND [0.0344]
1,2,4-Trichlorobenzene	SW8270C	mg/kg	2	650	ND [0.734]	ND [0.748]	ND [0.755]	ND [0.789]
1,2-Dichlorobenzene	SW8270C	mg/kg	7	370	ND [0.734]	ND [0.748]	ND [0.755]	ND [0.789]
1,3-Dichlorobenzene	SW8270C	mg/kg	12.1	16	ND [1.05]	ND [1.07]	ND [1.08]	ND [1.13]
1,4-Dichlorobenzene	SW8270C	mg/kg	0.8	3.4	ND [1.05]	ND [1.07]	ND [1.08]	ND [1.13]
2,4,5-Trichlorophenol	SW8270C	mg/kg	90	6100	ND [0.524]	ND [0.534]	ND [0.539]	ND [0.563]
2,4,6-Trichlorophenol	SW8270C	mg/kg	0.6	6.1	ND [0.734]	ND [0.748]	ND [0.755]	ND [0.789]
2,4-Dichlorophenol	SW8270C	mg/kg	0.45	180	ND [1.05]	ND [1.07]	ND [1.08]	ND [1.13]
2,4-Dimethylphenol	SW8270C	mg/kg	4	1200	ND [1.05]	ND [1.07]	ND [1.08]	ND [1.13]
2,4-Dinitrophenol	SW8270C	mg/kg	0.2	120	ND [6.29]	ND [6.41]	ND [6.47]	ND [6.76]
2,4-Dinitrotoluene	SW8270C	mg/kg	0.005	120	ND [0.524]	ND [0.534]	ND [0.539]	ND [0.563]
2,6-Dinitrotoluene	SW8270C	mg/kg	0.0044	61	ND [0.524]	ND [0.534]	ND [0.539]	ND [0.563]
2-Chloronaphthalene	SW8270C	mg/kg	70	4900	ND [0.734]	ND [0.748]	ND [0.755]	ND [0.789]
2-Chlorophenol	SW8270C	mg/kg	1.4	63	ND [1.05]	ND [1.07]	ND [1.08]	ND [1.13]
2-Methyl-4,6-dinitrophenol	SW8270C	mg/kg			ND [6.29]	ND [6.41]	ND [6.47]	ND [6.76]
2-Methylnaphthalene	SW8270C	mg/kg	60.9		ND [0.734]	ND [0.748]	ND [0.755]	ND [0.789]
2-Methylphenol (o-Cresol)	SW8270C	mg/kg	7	3100	ND [1.05]	ND [1.07]	ND [1.08]	ND [1.13]
2-Nitroaniline	SW8270C	mg/kg		1.7	ND [0.524]	ND [0.534]	ND [0.539]	ND [0.563]

See flag definitions at the end of this table.

Elmendorf SS83
2002 Soil Boring Analytical Results

				Sample ID	LNDBH010SO0.0N1	LNDBH010SO35.0N1	LNDBH02SO24.0N1	LNDBH02SO5.0N1
				Laboratory	CTE/LTL	CTE/LTL	CTE/LTL	CTE
				Lab Sample ID	1025901009/0209271-01	1025901010/0209271-02	1025901011/0209271-03	1025901012
				Collection Date	9/4/02	9/4/02	9/5/02	9/5/02
				Matrix	SO	SO	SO	SO
			Screening Criteria					
Analyte	**Method**	**Units**	**ADEC[1]**	**EPA[2]**				
2-Nitrophenol	SW8270C	mg/kg			ND [1.05]	ND [1.07]	ND [1.08]	ND [1.13]
3,3'-Dichlorobenzidine	SW8270C	mg/kg	0.02	1.1	ND [1.05]	ND [1.07]	ND [1.08]	ND [1.13]
3-Methylphenol/4-Methylphenol Coelution	SW8270C	mg/kg			ND [5.24]	ND [5.34]	ND [5.39]	ND [5.63]
3-Nitroaniline	SW8270C	mg/kg			ND [0.524]	ND [0.534]	ND [0.539]	ND [0.563]
4-Bromophenyl phenyl ether	SW8270C	mg/kg			ND [0.524]	ND [0.534]	ND [0.539]	ND [0.563]
4-Chloro-3-methylphenol	SW8270C	mg/kg			ND [1.05]	ND [1.07]	ND [1.08]	ND [1.13]
4-Chloroaniline	SW8270C	mg/kg	0.5	240	ND [1.05]	ND [1.07]	ND [1.08]	ND [1.13]
4-Chlorophenyl phenyl ether	SW8270C	mg/kg			ND [0.524]	ND [0.534]	ND [0.539]	ND [0.563]
4-Nitroaniline	SW8270C	mg/kg			ND [0.524]	ND [0.534]	ND [0.539]	ND [0.563]
4-Nitrophenol	SW8270C	mg/kg			ND [5.24]	ND [5.34]	ND [5.39]	ND [5.63]
Acenaphthene	SW8270C	mg/kg	210	3700	ND [0.734]	ND [0.748]	ND [0.755]	ND [0.789]
Acenaphthylene	SW8270C	mg/kg	210	6100	ND [0.734]	ND [0.748]	ND [0.755]	ND [0.789]
Aniline	SW8270C	mg/kg			ND [2.1] R-L	ND [2.14] R-L	ND [2.16] R-L	ND [2.25] R-L
Anthracene	SW8270C	mg/kg	4300	22000	ND [0.524]	ND [0.534]	ND [0.539]	ND [0.563]
Azobenzene	SW8270C	mg/kg			ND [0.524]	ND [0.534]	ND [0.539]	ND [0.563]
Benzo(a)anthracene	SW8270C	mg/kg	6	0.62	ND [0.524]	ND [0.534]	ND [0.539]	ND [0.563]
Benzo(a)pyrene	SW8270C	mg/kg	1	0.062	ND [0.524]	ND [0.534]	ND [0.539]	ND [0.563]
Benzo(b)fluoranthene	SW8270C	mg/kg	11	0.62	ND [0.524]	ND [0.534]	ND [0.539]	ND [0.563]
Benzo(g,h,i)perylene	SW8270C	mg/kg	1500		ND [0.734]	ND [0.748]	ND [0.755]	ND [0.789]
Benzo(k)fluoranthene	SW8270C	mg/kg	110	6.2	ND [1.05]	ND [1.07]	ND [1.08]	ND [1.13]
Benzoic acid	SW8270C	mg/kg	390	100000	ND [5.24]	ND [5.34]	ND [5.39]	ND [5.63]
Benzyl alcohol	SW8270C	mg/kg			ND [0.734]	ND [0.748]	ND [0.755]	ND [0.789]
Benzyl butyl phthalate	SW8270C	mg/kg	5600	12000	ND [0.524]	ND [0.534]	ND [0.539]	ND [0.563]
Chrysene	SW8270C	mg/kg	620	62	ND [0.524]	ND [0.534]	ND [0.539]	ND [0.563]
Di-n-butyl phthalate	SW8270C	mg/kg	1700		ND [0.524]	ND [0.534]	ND [0.539]	ND [0.563]
Di-n-octyl phthalate	SW8270C	mg/kg	2000	2400	ND [0.524]	ND [0.534]	ND [0.539]	ND [0.563]
Dibenzo(a,h)anthracene	SW8270C	mg/kg	1	0.062	ND [0.734]	ND [0.748]	ND [0.755]	ND [0.789]
Dibenzofuran	SW8270C	mg/kg	7.78	290	ND [0.524]	ND [0.534]	ND [0.539]	ND [0.563]
Diethyl phthalate	SW8270C	mg/kg	190	49000	ND [0.524]	ND [0.534]	ND [0.539]	ND [0.563]
Dimethyl phthalate	SW8270C	mg/kg	1400	100000	ND [0.524]	ND [0.534]	ND [0.539]	ND [0.563]
Fluoranthene	SW8270C	mg/kg	2100	2300	ND [0.524]	ND [0.534]	ND [0.539]	ND [0.563]
Fluorene	SW8270C	mg/kg	270	2700	ND [0.524]	ND [0.534]	ND [0.539]	ND [0.563]

See flag definitions at the end of this table.

Elmendorf SS83
2002 Soil Boring Analytical Results

				Sample ID	LNDBH010SO0.0N1	LNDBH010SO35.0N1	LNDBH02SO24.0N1	LNDBH02SO5.0N1
				Laboratory	CTE/LTL	CTE/LTL	CTE/LTL	CTE
				Lab Sample ID	1025901009/0209271-01	1025901010/0209271-02	1025901011/0209271-03	1025901012
				Collection Date	9/4/02	9/4/02	9/5/02	9/5/02
				Matrix	SO	SO	SO	SO
			Screening Criteria					
Analyte	**Method**	**Units**	**ADEC[1]**	**EPA[2]**				
Hexachlorobenzene	SW8270C	mg/kg	0.73	0.3	ND [0.524]	ND [0.534]	ND [0.539]	ND [0.563]
Hexachlorobutadiene	SW8270C	mg/kg	8	6.2	ND [0.734]	ND [0.748]	ND [0.755]	ND [0.789]
Hexachlorocyclopentadiene	SW8270C	mg/kg	7		ND [1.05] UJ-C	ND [1.07] UJ-C	ND [1.08] UJ-C	ND [1.13] UJ-C
Hexachloroethane	SW8270C	mg/kg	1.6	35	ND [0.734]	ND [0.748]	ND [0.755]	ND [0.789]
Indeno(1,2,3-cd)pyrene	SW8270C	mg/kg	11	0.62	ND [0.524]	ND [0.534]	ND [0.539]	ND [0.563]
Isophorone	SW8270C	mg/kg	3	510	ND [0.524]	ND [0.534]	ND [0.539]	ND [0.563]
Naphthalene	SW8270C	mg/kg	21	56	ND [0.734]	ND [0.748]	ND [0.755]	ND [0.789]
Nitrobenzene	SW8270C	mg/kg	0.06	20	ND [0.734]	ND [0.748]	ND [0.755]	ND [0.789]
Pentachlorophenol	SW8270C	mg/kg	0.01	3	ND [5.24]	ND [5.34]	ND [5.39]	ND [5.63]
Phenanthrene	SW8270C	mg/kg	4300		ND [0.524]	ND [0.534]	ND [0.539]	ND [0.563]
Phenol	SW8270C	mg/kg	67	37000	ND [1.05]	ND [1.07]	ND [1.08]	ND [1.13]
Pyrene	SW8270C	mg/kg	1500	2300	ND [0.524]	ND [0.534]	ND [0.539]	ND [0.563]
bis(2-Chloroisopropyl)ether	SW8270C	mg/kg		2.9	ND [0.734]	ND [0.748]	ND [0.755]	ND [0.789]
bis-(2-Chloroethyl)ether	SW8270C	mg/kg	0.002	0.21	ND [0.734]	ND [0.748]	ND [0.755]	ND [0.789]
bis-(2-chloroethoxy)methane	SW8270C	mg/kg			ND [0.734]	ND [0.748]	ND [0.755]	ND [0.789]
bis-(2-ethylhexyl)phthalate	SW8270C	mg/kg	590	35	ND [0.524]	ND [0.534]	ND [0.539]	ND [0.563]
n-Nitrosodi-n-propylamine	SW8270C	mg/kg	0.00036	0.069	ND [0.734]	ND [0.748]	ND [0.755]	ND [0.789]
n-Nitrosodimethylamine	SW8270C	mg/kg		0.0095	ND [0.734]	ND [0.748]	ND [0.755]	ND [0.789]
n-Nitrosodiphenylamine	SW8270C	mg/kg		99	ND [0.524]	ND [0.534]	ND [0.539]	ND [0.563]

See flag definitions at the end of this table.

Elmendorf SS83
2002 Soil Boring Analytical Results

				Sample ID	LNDBH03SO15-17N1	LNDBH03SO15-17N2	LNDBH03SO5-7N1	LNDBH03SOTB
				Laboratory	CTE/LTL	CTE/LTL	CTE/LTL	CTE
				Lab Sample ID	1026000005/0209271-05	1026000007/0209271-06	1026000001/0209271-07	1026000008
				Collection Date	9/9/02	9/9/02	9/9/02	9/9/02
				Matrix	SO	SO	SO	SO
			Screening Criteria					
Analyte	**Method**	**Units**	**ADEC[1]**	**EPA[2]**				
Total Solids	A2540G	PERCENT			92.1 [0]	92.9 [0]	89.3 [0]	100 [0]
Gasoline Range Organics	AK101E	mg/kg	300		ND [3.69] UJ-P	ND [2.29]	ND [2.46]	ND [2.61]
Diesel Range Organics	AK102E	mg/kg	250		4.19 [20.7] F	3.89 [21.5] F	3.88 [22.2] F	- -
Residual Range Organics	AK102E	mg/kg	10000		6.52 [20.7] F	ND [21.5]	24.2 [22.2]	- -
Total Organic Carbon (TOC)	E415.2	mg/kg			5429 [1060] J-C	- -	- -	- -
Acenaphthene	PAHSIM	mg/kg	210	3700	ND [0.00528]	ND [0.00524]	ND [0.00569]	- -
Acenaphthylene	PAHSIM	mg/kg	210		ND [0.00528]	ND [0.00524]	ND [0.00569]	- -
Anthracene	PAHSIM	mg/kg	4300	22000	ND [0.00528]	ND [0.00524]	ND [0.00569]	- -
Benzo(a)anthracene	PAHSIM	mg/kg	6	0.62	ND [0.00528]	ND [0.00524]	ND [0.00569]	- -
Benzo(a)pyrene	PAHSIM	mg/kg	1	0.062	ND [0.00528]	ND [0.00524]	ND [0.00569]	- -
Benzo(b)fluoranthene	PAHSIM	mg/kg	11	0.62	ND [0.00528]	ND [0.00524]	ND [0.00569]	- -
Benzo(g,h,i)perylene	PAHSIM	mg/kg	1500		ND [0.00528]	ND [0.00524]	ND [0.00569]	- -
Benzo(k)fluoranthene	PAHSIM	mg/kg	110	6.2	ND [0.00528]	ND [0.00524]	ND [0.00569]	- -
Chrysene	PAHSIM	mg/kg	620	62	ND [0.00528]	ND [0.00524]	ND [0.00569]	- -
Dibenzo(a,h)anthracene	PAHSIM	mg/kg	1	0.062	ND [0.00528]	ND [0.00524]	ND [0.00569]	- -
Fluoranthene	PAHSIM	mg/kg	2100	2300	ND [0.00528]	ND [0.00524]	ND [0.00569]	- -
Fluorene	PAHSIM	mg/kg	270	2600	ND [0.00528]	ND [0.00524]	ND [0.00569]	- -
Indeno(1,2,3-cd)pyrene	PAHSIM	mg/kg	11	0.62	ND [0.00528]	ND [0.00524]	ND [0.00569]	- -
Naphthalene	PAHSIM	mg/kg	21	56	0.00182 [0.00528] F	0.00165 [0.00524] F	ND [0.00569]	- -
Phenanthrene	PAHSIM	mg/kg	4300		0.0042 [0.00528] F	0.00362 [0.00524] F	ND [0.00569]	- -
Pyrene	PAHSIM	mg/kg	1500	2300	ND [0.00528]	ND [0.00524]	ND [0.00569]	- -
Arsenic	SW6020	mg/kg	2	0.39	4.4 [1.06]	11.3 [1.05]	8.73 [1.11]	- -
Barium	SW6020	mg/kg	1100	5400	45.7 [0.531]	71.5 [0.525]	36.3 [0.557]	- -
Cadmium	SW6020	mg/kg	5	37	0.0696 [0.212] F	0.111 [0.21] F	0.0734 [0.223] F	- -
Chromium	SW6020	mg/kg	26	210	22.3 [1.06]	38.3 [1.05]	41.6 [1.11]	- -
Lead	SW6020	mg/kg	400	400	4.05 [0.212]	10.2 [0.21]	4.81 [0.223]	- -
Selenium	SW6020	mg/kg	3.5	390	ND [1.06]	0.417 [1.05] F	ND [1.11]	- -
Silver	SW6020	mg/kg	21	390	0.047 [0.106] F	0.0987 [0.105] F	0.0504 [0.111] F	- -

See flag definitions at the end of this table.

Elmendorf SS83
2002 Soil Boring Analytical Results

				Sample ID	LNDBH03SO15-17N1	LNDBH03SO15-17N2	LNDBH03SO5-7N1	LNDBH03SOTB
				Laboratory	CTE/LTL	CTE/LTL	CTE/LTL	CTE
				Lab Sample ID	1026000005/0209271-05	1026000007/0209271-06	1026000001/0209271-07	1026000008
				Collection Date	9/9/02	9/9/02	9/9/02	9/9/02
				Matrix	SO	SO	SO	SO
			Screening Criteria					
Analyte	**Method**	**Units**	**ADEC[1]**	**EPA[2]**				
Mercury	SW7471A	mg/kg	1.4	23	0.0923 [0.0491]	0.0625 [0.0375]	0.0741 [0.0447]	- -
4,4'-DDD	SW8081A	mg/kg	35	2.4	ND [0.0022] UJ-C	ND [0.0021] UJ-C	ND [0.0022] UJ-C	- -
4,4'-DDE	SW8081A	mg/kg	24	1.7	ND [0.0022]	ND [0.0021]	ND [0.0022]	- -
4,4'-DDT	SW8081A	mg/kg	24	1.7	ND [0.0022]	ND [0.0021]	ND [0.0022]	- -
Aldrin	SW8081A	mg/kg	0.5	0.029	ND [0.0016]	ND [0.0016]	ND [0.0016]	- -
Dieldrin	SW8081A	mg/kg	0.015	0.03	ND [0.0022]	ND [0.0021]	ND [0.0022]	- -
Endosulfan I	SW8081A	mg/kg	7	370	ND [0.0016]	ND [0.0016]	ND [0.0016]	- -
Endosulfan II	SW8081A	mg/kg			ND [0.0022]	ND [0.0021]	ND [0.0022]	- -
Endosulfan sulfate	SW8081A	mg/kg			ND [0.0022]	ND [0.0021]	ND [0.0022]	- -
Endrin	SW8081A	mg/kg	0.3	18	ND [0.0022]	ND [0.0021]	ND [0.0022]	- -
Endrin aldehyde	SW8081A	mg/kg			ND [0.0022]	ND [0.0021]	ND [0.0022]	- -
Endrin ketone	SW8081A	mg/kg			ND [0.0022]	ND [0.0021]	ND [0.0022]	- -
Heptachlor	SW8081A	mg/kg	0.8	0.11	ND [0.0022]	ND [0.0021]	ND [0.0022] UJ-M	- -
Heptachlor epoxide	SW8081A	mg/kg	0.2	0.053	ND [0.0022]	ND [0.0021]	ND [0.0022] UJ-M	- -
Methoxychlor	SW8081A	mg/kg	52	310	ND [0.0022]	ND [0.0021]	ND [0.0022]	- -
Toxaphene	SW8081A	mg/kg	8	0.44	ND [0.055]	ND [0.052]	ND [0.054]	- -
alpha-BHC	SW8081A	mg/kg	0.0026	0.09	ND [0.0016]	ND [0.0016]	ND [0.0016]	- -
alpha-Chlordane	SW8081A	mg/kg	3	1.6	ND [0.0016]	ND [0.0016]	ND [0.0016]	- -
beta-BHC	SW8081A	mg/kg	0.009	0.32	ND [0.0016]	ND [0.0016]	ND [0.0016] UJ-M	- -
delta-BHC	SW8081A	mg/kg			ND [0.0016]	ND [0.0016]	ND [0.0016]	- -
gamma-BHC (Lindane)	SW8081A	mg/kg	0.003	0.44	ND [0.0016]	ND [0.0016]	ND [0.0016]	- -
gamma-Chlordane	SW8081A	mg/kg	3		ND [0.0016]	ND [0.0016]	ND [0.0016]	- -
PCB-1016 (Aroclor 1016)	SW8082	mg/kg	1	3.9	ND [0.0328]	ND [0.0314]	ND [0.0324]	- -
PCB-1221 (Aroclor 1221)	SW8082	mg/kg	1	0.22	ND [0.0328]	ND [0.0314]	ND [0.0324]	- -
PCB-1232 (Aroclor 1232)	SW8082	mg/kg	1	0.22	ND [0.0328]	ND [0.0314]	ND [0.0324]	- -
PCB-1242 (Aroclor 1242)	SW8082	mg/kg	1	0.22	ND [0.0328]	ND [0.0314]	ND [0.0324]	- -
PCB-1248 (Aroclor 1248)	SW8082	mg/kg	1	0.22	ND [0.0328]	ND [0.0314]	ND [0.0324]	- -
PCB-1254 (Aroclor 1254)	SW8082	mg/kg	1	0.22	ND [0.0328]	ND [0.0314]	ND [0.0324]	- -
PCB-1260 (Aroclor 1260)	SW8082	mg/kg	1	0.22	ND [0.0328]	ND [0.0314]	ND [0.0324]	- -

See flag definitions at the end of this table.

Elmendorf SS83
2002 Soil Boring Analytical Results

				Sample ID	LNDBH03SO15-17N1	LNDBH03SO15-17N2	LNDBH03SO5-7N1	LNDBH03SOTB
				Laboratory	CTE/LTL	CTE/LTL	CTE/LTL	CTE
				Lab Sample ID	1026000005/0209271-05	1026000007/0209271-06	1026000001/0209271-07	1026000008
				Collection Date	9/9/02	9/9/02	9/9/02	9/9/02
				Matrix	SO	SO	SO	SO
			Screening Criteria					
Analyte	**Method**	**Units**	**ADEC[1]**	**EPA[2]**				
2,4,5-T	SW8151A	mg/kg		610	ND [0.001]	ND [0.001]	ND [0.001]	- -
2,4,5-TP (Silvex)	SW8151A	mg/kg		490	ND [0.0004]	ND [0.0004]	ND [0.0004]	- -
2,4-D	SW8151A	mg/kg		690	ND [0.0004]	ND [0.0004]	ND [0.0004]	- -
2,4-DB	SW8151A	mg/kg		490	ND [0.001]	ND [0.001]	ND [0.001]	- -
Dalapon	SW8151A	mg/kg		1800	ND [0.0016]	ND [0.0016]	ND [0.0016]	- -
Dicamba	SW8151A	mg/kg			ND [0.001]	ND [0.001]	ND [0.001]	- -
Dichlorprop	SW8151A	mg/kg			ND [0.001]	ND [0.001]	ND [0.001]	- -
Dinoseb	SW8151A	mg/kg		61	ND [0.0002]	ND [0.0002]	ND [0.0002]	- -
MCPA (2-Methyl-4-chlorophenoxy acetic acid)	SW8151A	mg/kg		31	ND [0.020]	ND [0.020]	ND [0.020]	- -
MCPP (2-(2-methyl-4-chlorophenoxy) propanoic acid)	SW8151A	mg/kg		61	ND [0.030]	ND [0.030]	ND [0.030]	- -
1,1,1,2-Tetrachloroethane	SW8260B	mg/kg		3.2	ND [0.0369] R-P	ND [0.0019]	ND [0.0027]	ND [0.003]
1,1,1-Trichloroethane	SW8260B	mg/kg	1	1200	ND [0.0369] R-P	ND [0.0031]	ND [0.0046]	ND [0.005]
1,1,2,2-Tetrachloroethane	SW8260B	mg/kg	0.017	0.41	ND [0.0369] R-P	ND [0.0006]	ND [0.0009]	ND [0.001]
1,1,2-Trichloroethane	SW8260B	mg/kg	0.017	0.73	ND [0.0192] R-P	ND [0.0009]	ND [0.0014]	ND [0.0015]
1,1-Dichloroethane	SW8260B	mg/kg	12	510	ND [0.0369] R-P	ND [0.0031]	ND [0.0046]	ND [0.005]
1,1-Dichloroethene	SW8260B	mg/kg	0.03	120	ND [0.0369] R-P	ND [0.0019]	ND [0.0027]	ND [0.003]
1,1-Dichloropropene	SW8260B	mg/kg			ND [0.0369] R-P	ND [0.0031]	ND [0.0046]	ND [0.005]
1,2,3-Trichlorobenzene	SW8260B	mg/kg			ND [0.0369] R-P	ND [0.0031]	ND [0.0046]	ND [0.005]
1,2,3-Trichloropropane	SW8260B	mg/kg	0.002	0.005	ND [0.0369] R-P	ND [0.0009]	ND [0.0014]	ND [0.0015]
1,2,4-Trichlorobenzene	SW8260B	mg/kg	2	650	ND [0.0369] R-P	ND [0.0031]	ND [0.0046]	ND [0.005]
1,2,4-Trimethylbenzene	SW8260B	mg/kg	92.2	52	ND [0.0739] R-P	ND [0.0031]	ND [0.0046]	ND [0.005]
1,2-Dibromo-3-chloropropane	SW8260B	mg/kg		0.45	ND [0.148] R-P	ND [0.0063]	ND [0.0092]	ND [0.01]
1,2-Dibromoethane	SW8260B	mg/kg	0.0002	0.0069	ND [0.0369] R-P	ND [0.0031]	ND [0.0046]	ND [0.005]
1,2-Dichlorobenzene	SW8260B	mg/kg	7	370	ND [0.0369] R-P	ND [0.0031]	ND [0.0046]	ND [0.005]
1,2-Dichloroethane	SW8260B	mg/kg	0.015	0.28	ND [0.0192] R-P	ND [0.0006]	ND [0.0009]	ND [0.001]
1,2-Dichloropropane	SW8260B	mg/kg	0.017	0.34	ND [0.0192] R-P	ND [0.0009]	ND [0.0014]	ND [0.0015]
1,3,5-Trimethylbenzene	SW8260B	mg/kg	25	21	ND [0.0739] R-P	ND [0.0031]	ND [0.0046]	ND [0.005]
1,3-Dichlorobenzene	SW8260B	mg/kg	12.1	16	ND [0.0369] R-P	ND [0.0031]	ND [0.0046]	ND [0.005]
1,3-Dichloropropane	SW8260B	mg/kg			ND [0.0369] R-P	ND [0.0013]	ND [0.0018]	ND [0.002]

See flag definitions at the end of this table.

Elmendorf SS83
2002 Soil Boring Analytical Results

				Sample ID	LNDBH03SO15-17N1	LNDBH03SO15-17N2	LNDBH03SO5-7N1	LNDBH03SOTB
				Laboratory	CTE/LTL	CTE/LTL	CTE/LTL	CTE
				Lab Sample ID	1026000005/0209271-05	1026000007/0209271-06	1026000001/0209271-07	1026000008
				Collection Date	9/9/02	9/9/02	9/9/02	9/9/02
				Matrix	SO	SO	SO	SO
			Screening Criteria					
Analyte	**Method**	**Units**	**ADEC[1]**	**EPA[2]**				
1,4-Dichlorobenzene	SW8260B	mg/kg	0.8	3.4	ND [0.0369] R-P	ND [0.0013]	ND [0.0018]	ND [0.002]
1-Chlorohexane	SW8260B	mg/kg			ND [0.0369] R-P	ND [0.0031]	ND [0.0046]	ND [0.005]
2,2-Dichloropropane	SW8260B	mg/kg			ND [0.0369] R-P	ND [0.0031]	ND [0.0046]	ND [0.005]
2-Butanone	SW8260B	mg/kg	60	7300	ND [0.369] R-P	ND [0.0125]	ND [0.0183]	ND [0.02]
2-Chloroethyl vinyl ether	SW8260B	mg/kg			ND [0.369] R-P	- -	- -	- -
2-Chlorotoluene	SW8260B	mg/kg		160	ND [0.0369] R-P	ND [0.0031]	ND [0.0046]	ND [0.005]
2-Hexanone	SW8260B	mg/kg			ND [0.369] R-P	ND [0.0063]	ND [0.0092]	ND [0.01]
4-Chlorotoluene	SW8260B	mg/kg			ND [0.0369] R-P	ND [0.0031]	ND [0.0046]	ND [0.005]
4-Isopropyltoluene	SW8260B	mg/kg			ND [0.0369] R-P	ND [0.0031]	ND [0.0046]	ND [0.005]
4-Methyl-2-pentanone	SW8260B	mg/kg			ND [0.369] R-P	ND [0.0125]	ND [0.0183]	ND [0.02]
Acetone	SW8260B	mg/kg	10	1600	ND [1.48] R-P	0.0132 [0.0314] UBRL	0.0258 [0.0458] UBRL	0.009 [0.0501] F
Benzene	SW8260B	mg/kg	0.02	0.6	ND [0.0192] R-P	ND [0.0013]	ND [0.0018]	ND [0.002]
Bromobenzene	SW8260B	mg/kg		28	ND [0.0369] R-P	ND [0.0031]	ND [0.0046]	ND [0.005]
Bromochloromethane	SW8260B	mg/kg			ND [0.0369] R-P	ND [0.0031]	ND [0.0046]	ND [0.005]
Bromodichloromethane	SW8260B	mg/kg	0.35	0.82	ND [0.0369] R-P	ND [0.0013]	ND [0.0018]	ND [0.002]
Bromoform	SW8260B	mg/kg	0.38	62	ND [0.0369] R-P	ND [0.0031]	ND [0.0046]	0.0024 [0.005] F
Bromomethane	SW8260B	mg/kg	1.1	3.9	ND [0.148] R-P	ND [0.0063]	ND [0.0092] UJ-M	ND [0.01]
Carbon disulfide	SW8260B	mg/kg			ND [0.148] R-P	ND [0.0063]	0.0117 [0.0092] J-M	ND [0.01]
Carbon tetrachloride	SW8260B	mg/kg	0.03	0.25	ND [0.0369] R-P	ND [0.0019]	ND [0.0027]	ND [0.003]
Chlorobenzene	SW8260B	mg/kg	0.6	150	ND [0.0369] R-P	ND [0.0013]	ND [0.0018]	ND [0.002]
Chloroethane	SW8260B	mg/kg		3	ND [0.148] R-P	ND [0.0031]	ND [0.0046]	ND [0.005]
Chloroform	SW8260B	mg/kg	0.34	3.6	ND [0.0369] R-P	ND [0.0013]	ND [0.0018]	ND [0.002]
Chloromethane	SW8260B	mg/kg		1.2	ND [0.0369] R-P	ND [0.0031]	ND [0.0046]	ND [0.005]
Dibromochloromethane	SW8260B	mg/kg	0.2	1.1	ND [0.0369] R-P	ND [0.0019]	ND [0.0027]	ND [0.003]
Dibromomethane	SW8260B	mg/kg	1.1		ND [0.0369] R-P	ND [0.0031]	ND [0.0046]	ND [0.005]
Dichlorodifluoromethane	SW8260B	mg/kg	60	94	ND [0.0369] R-P	ND [0.0031]	ND [0.0046]	ND [0.005]
Ethylbenzene	SW8260B	mg/kg	5.5	8.9	ND [0.0739] R-P	ND [0.0031]	ND [0.0046]	ND [0.005]
Hexachlorobutadiene	SW8260B	mg/kg	8	6.2	ND [0.0369] R-P	ND [0.0019]	ND [0.0027]	ND [0.003]
Isopropylbenzene	SW8260B	mg/kg	227	570	ND [0.0369] R-P	ND [0.0031]	ND [0.0046]	ND [0.005]
Methyl-tert-butyl ether (MTBE)	SW8260B	mg/kg			ND [0.0369] R-P	ND [0.0125]	ND [0.0183]	ND [0.02]
Methylene chloride	SW8260B	mg/kg	0.015	9.1	ND [0.148] R-P	0.0018 [0.0031] UBRL	0.0063 [0.0046] UBRL,	0.0088 [0.005]
Naphthalene	SW8260B	mg/kg	21	56	0.0388 [0.0739] R-P	ND [0.0031]	ND [0.0046]	ND [0.005]
Styrene	SW8260B	mg/kg	1.3	1700	ND [0.0369] R-P	ND [0.0031]	ND [0.0046]	ND [0.005]

See flag definitions at the end of this table.

Elmendorf SS83
2002 Soil Boring Analytical Results

				Sample ID	LNDBH03SO15-17N1	LNDBH03SO15-17N2	LNDBH03SO5-7N1	LNDBH03SOTB
				Laboratory	CTE/LTL	CTE/LTL	CTE/LTL	CTE
				Lab Sample ID	1026000005/0209271-05	1026000007/0209271-06	1026000001/0209271-07	1026000008
				Collection Date	9/9/02	9/9/02	9/9/02	9/9/02
				Matrix	SO	SO	SO	SO
			Screening Criteria					
Analyte	**Method**	**Units**	**ADEC[1]**	**EPA[2]**				
Tetrachloroethene (PCE)	SW8260B	mg/kg	0.03	1.5	ND [0.0369] R-P	ND [0.0016]	ND [0.0023]	ND [0.0025]
Toluene	SW8260B	mg/kg	5.4	520	0.0373 [0.0739] R-P	ND [0.0031]	ND [0.0046]	ND [0.005]
Trichloroethene (TCE)	SW8260B	mg/kg	0.027	0.053	ND [0.0296] R-P	ND [0.0013]	ND [0.0018]	ND [0.002]
Trichlorofluoromethane	SW8260B	mg/kg		390	ND [0.0369] R-P	ND [0.0031]	ND [0.0046]	ND [0.005]
Vinyl chloride	SW8260B	mg/kg	0.009	0.079	ND [0.0192] R-P	ND [0.0005]	ND [0.0007]	ND [0.0008]
Xylene, Isomers m & p	SW8260B	mg/kg	78	270	0.0236 [0.0739] R-P	ND [0.0031]	ND [0.0046]	ND [0.005]
cis-1,2-Dichloroethene	SW8260B	mg/kg	0.2	43	ND [0.0369] R-P	ND [0.0031]	ND [0.0046]	ND [0.005]
cis-1,3-Dichloropropene	SW8260B	mg/kg		0.78	ND [0.0296] R-P	ND [0.0013]	ND [0.0018]	ND [0.002]
n-Butylbenzene	SW8260B	mg/kg		240	ND [0.0369] R-P	ND [0.0031]	ND [0.0046]	ND [0.005]
n-Propylbenzene	SW8260B	mg/kg			ND [0.0369] R-P	ND [0.0031]	ND [0.0046]	ND [0.005]
o-Xylene	SW8260B	mg/kg	78	270	ND [0.0739] R-P	ND [0.0031]	ND [0.0046]	ND [0.005]
sec-Butylbenzene	SW8260B	mg/kg		220	ND [0.0369] R-P	ND [0.0031]	ND [0.0046]	ND [0.005]
tert-Butylbenzene	SW8260B	mg/kg		390	ND [0.0369] R-P	ND [0.0031]	ND [0.0046]	ND [0.005]
trans-1,2-Dichloroethene	SW8260B	mg/kg	0.4	69	ND [0.0369] R-P	ND [0.0031]	ND [0.0046]	ND [0.005]
trans-1,3-Dichloropropene	SW8260B	mg/kg		0.78	ND [0.0369] R-P	ND [0.0031]	ND [0.0046]	ND [0.005]
1,2,4-Trichlorobenzene	SW8270C	mg/kg	2	650	ND [0.717]	ND [0.751]	ND [0.786]	- -
1,2-Dichlorobenzene	SW8270C	mg/kg	7	370	ND [0.717]	ND [0.751]	ND [0.786]	- -
1,3-Dichlorobenzene	SW8270C	mg/kg	12.1	16	ND [1.02]	ND [1.07]	ND [1.12]	- -
1,4-Dichlorobenzene	SW8270C	mg/kg	0.8	3.4	ND [1.02]	ND [1.07]	ND [1.12]	- -
2,4,5-Trichlorophenol	SW8270C	mg/kg	90	6100	ND [0.512]	ND [0.537]	ND [0.562]	- -
2,4,6-Trichlorophenol	SW8270C	mg/kg	0.6	6.1	ND [0.717]	ND [0.751]	ND [0.786]	- -
2,4-Dichlorophenol	SW8270C	mg/kg	0.45	180	ND [1.02]	ND [1.07]	ND [1.12]	- -
2,4-Dimethylphenol	SW8270C	mg/kg	4	1200	ND [1.02]	ND [1.07]	ND [1.12]	- -
2,4-Dinitrophenol	SW8270C	mg/kg	0.2	120	ND [6.15]	ND [6.44]	ND [6.74]	- -
2,4-Dinitrotoluene	SW8270C	mg/kg	0.005	120	ND [0.512]	ND [0.537]	ND [0.562]	- -
2,6-Dinitrotoluene	SW8270C	mg/kg	0.0044	61	ND [0.512]	ND [0.537]	ND [0.562]	- -
2-Chloronaphthalene	SW8270C	mg/kg	70	4900	ND [0.717]	ND [0.751]	ND [0.786]	- -
2-Chlorophenol	SW8270C	mg/kg	1.4	63	ND [1.02]	ND [1.07]	ND [1.12]	- -
2-Methyl-4,6-dinitrophenol	SW8270C	mg/kg			ND [6.15]	ND [6.44]	ND [6.74]	- -
2-Methylnaphthalene	SW8270C	mg/kg	60.9		ND [0.717]	ND [0.751]	ND [0.786]	- -
2-Methylphenol (o-Cresol)	SW8270C	mg/kg	7	3100	ND [1.02]	ND [1.07]	ND [1.12]	- -
2-Nitroaniline	SW8270C	mg/kg		1.7	ND [0.512]	ND [0.537]	ND [0.562]	- -

See flag definitions at the end of this table.

Elmendorf SS83
2002 Soil Boring Analytical Results

				Sample ID	LNDBH03SO15-17N1	LNDBH03SO15-17N2	LNDBH03SO5-7N1	LNDBH03SOTB
				Laboratory	CTE/LTL	CTE/LTL	CTE/LTL	CTE
				Lab Sample ID	1026000005/0209271-05	1026000007/0209271-06	1026000001/0209271-07	1026000008
				Collection Date	9/9/02	9/9/02	9/9/02	9/9/02
				Matrix	SO	SO	SO	SO
			Screening Criteria					
Analyte	**Method**	**Units**	**ADEC[1]**	**EPA[2]**				
2-Nitrophenol	SW8270C	mg/kg			ND [1.02]	ND [1.07]	ND [1.12]	- -
3,3'-Dichlorobenzidine	SW8270C	mg/kg	0.02	1.1	ND [1.02]	ND [1.07]	ND [1.12]	- -
3-Methylphenol/4-Methylphenol Coelution	SW8270C	mg/kg			ND [5.12]	ND [5.37]	ND [5.62]	- -
3-Nitroaniline	SW8270C	mg/kg			ND [0.512]	ND [0.537]	ND [0.562]	- -
4-Bromophenyl phenyl ether	SW8270C	mg/kg			ND [0.512]	ND [0.537]	ND [0.562]	- -
4-Chloro-3-methylphenol	SW8270C	mg/kg			ND [1.02]	ND [1.07]	ND [1.12]	- -
4-Chloroaniline	SW8270C	mg/kg	0.5	240	ND [1.02]	ND [1.07]	ND [1.12]	- -
4-Chlorophenyl phenyl ether	SW8270C	mg/kg			ND [0.512]	ND [0.537]	ND [0.562]	- -
4-Nitroaniline	SW8270C	mg/kg			ND [0.512]	ND [0.537]	ND [0.562]	- -
4-Nitrophenol	SW8270C	mg/kg			ND [5.12]	ND [5.37]	ND [5.62]	- -
Acenaphthene	SW8270C	mg/kg	210	3700	ND [0.717]	ND [0.751]	ND [0.786]	- -
Acenaphthylene	SW8270C	mg/kg	210	6100	ND [0.717]	ND [0.751]	ND [0.786]	- -
Aniline	SW8270C	mg/kg			ND [2.05] R-L	ND [2.15] R-L	ND [2.25] R-L	- -
Anthracene	SW8270C	mg/kg	4300	22000	ND [0.512]	ND [0.537]	ND [0.562]	- -
Azobenzene	SW8270C	mg/kg			ND [0.512]	ND [0.537]	ND [0.562]	- -
Benzo(a)anthracene	SW8270C	mg/kg	6	0.62	ND [0.512]	ND [0.537]	ND [0.562]	- -
Benzo(a)pyrene	SW8270C	mg/kg	1	0.062	ND [0.512]	ND [0.537]	ND [0.562]	- -
Benzo(b)fluoranthene	SW8270C	mg/kg	11	0.62	ND [0.512]	ND [0.537]	ND [0.562]	- -
Benzo(g,h,i)perylene	SW8270C	mg/kg	1500		ND [0.717]	ND [0.751]	ND [0.786]	- -
Benzo(k)fluoranthene	SW8270C	mg/kg	110	6.2	ND [1.02]	ND [1.07]	ND [1.12]	- -
Benzoic acid	SW8270C	mg/kg	390	100000	ND [5.12]	ND [5.37]	ND [5.62]	- -
Benzyl alcohol	SW8270C	mg/kg			ND [0.717]	ND [0.751]	ND [0.786]	- -
Benzyl butyl phthalate	SW8270C	mg/kg	5600	12000	ND [0.512]	ND [0.537]	ND [0.562]	- -
Chrysene	SW8270C	mg/kg	620	62	ND [0.512]	ND [0.537]	ND [0.562]	- -
Di-n-butyl phthalate	SW8270C	mg/kg	1700		ND [0.512]	ND [0.537]	ND [0.562]	- -
Di-n-octyl phthalate	SW8270C	mg/kg	2000	2400	ND [0.512]	ND [0.537]	ND [0.562]	- -
Dibenzo(a,h)anthracene	SW8270C	mg/kg	1	0.062	ND [0.717]	ND [0.751]	ND [0.786]	- -
Dibenzofuran	SW8270C	mg/kg	7.78	290	ND [0.512]	ND [0.537]	ND [0.562]	- -
Diethyl phthalate	SW8270C	mg/kg	190	49000	ND [0.512]	ND [0.537]	ND [0.562]	- -
Dimethyl phthalate	SW8270C	mg/kg	1400	100000	ND [0.512]	ND [0.537]	ND [0.562]	- -
Fluoranthene	SW8270C	mg/kg	2100	2300	ND [0.512]	ND [0.537]	ND [0.562]	- -
Fluorene	SW8270C	mg/kg	270	2700	ND [0.512]	ND [0.537]	ND [0.562]	- -

See flag definitions at the end of this table.

Elmendorf SS83
2002 Soil Boring Analytical Results

				Sample ID	LNDBH03SO15-17N1	LNDBH03SO15-17N2	LNDBH03SO5-7N1	LNDBH03SOTB
				Laboratory	CTE/LTL	CTE/LTL	CTE/LTL	CTE
				Lab Sample ID	1026000005/0209271-05	1026000007/0209271-06	1026000001/0209271-07	1026000008
				Collection Date	9/9/02	9/9/02	9/9/02	9/9/02
				Matrix	SO	SO	SO	SO
			Screening Criteria					
Analyte	**Method**	**Units**	**ADEC[1]**	**EPA[2]**				
Hexachlorobenzene	SW8270C	mg/kg	0.73	0.3	ND [0.512]	ND [0.537]	ND [0.562]	- -
Hexachlorobutadiene	SW8270C	mg/kg	8	6.2	ND [0.717]	ND [0.751]	ND [0.786]	- -
Hexachlorocyclopentadiene	SW8270C	mg/kg	7		ND [1.02]	ND [1.07]	ND [1.12]	- -
Hexachloroethane	SW8270C	mg/kg	1.6	35	ND [0.717]	ND [0.751]	ND [0.786]	- -
Indeno(1,2,3-cd)pyrene	SW8270C	mg/kg	11	0.62	ND [0.512]	ND [0.537]	ND [0.562]	- -
Isophorone	SW8270C	mg/kg	3	510	ND [0.512]	ND [0.537]	ND [0.562]	- -
Naphthalene	SW8270C	mg/kg	21	56	ND [0.717]	ND [0.751]	ND [0.786]	- -
Nitrobenzene	SW8270C	mg/kg	0.06	20	ND [0.717]	ND [0.751]	ND [0.786]	- -
Pentachlorophenol	SW8270C	mg/kg	0.01	3	ND [5.12]	ND [5.37]	ND [5.62]	- -
Phenanthrene	SW8270C	mg/kg	4300		ND [0.512]	ND [0.537]	ND [0.562]	- -
Phenol	SW8270C	mg/kg	67	37000	ND [1.02]	ND [1.07]	ND [1.12]	- -
Pyrene	SW8270C	mg/kg	1500	2300	ND [0.512]	ND [0.537]	ND [0.562]	- -
bis(2-Chloroisopropyl)ether	SW8270C	mg/kg		2.9	ND [0.717]	ND [0.751]	ND [0.786]	- -
bis-(2-Chloroethyl)ether	SW8270C	mg/kg	0.002	0.21	ND [0.717]	ND [0.751]	ND [0.786]	- -
bis-(2-chloroethoxy)methane	SW8270C	mg/kg			ND [0.717]	ND [0.751]	ND [0.786]	- -
bis-(2-ethylhexyl)phthalate	SW8270C	mg/kg	590	35	ND [0.512]	ND [0.537]	ND [0.562]	- -
n-Nitrosodi-n-propylamine	SW8270C	mg/kg	0.00036	0.069	ND [0.717]	ND [0.751]	ND [0.786]	- -
n-Nitrosodimethylamine	SW8270C	mg/kg		0.0095	ND [0.717]	ND [0.751]	ND [0.786]	- -
n-Nitrosodiphenylamine	SW8270C	mg/kg		99	ND [0.512]	ND [0.537]	ND [0.562]	- -

See flag definitions at the end of this table.

Elmendorf SS83
2002 Soil Boring Analytical Results

				Sample ID	LNDBH04SO10-12N1	LNDBH04SO5-7N1	TB_HC4
				Laboratory	CTE/LTL	CTE/LTL	CTE
				Lab Sample ID	1026000004/0209271-08	1026000006/0209271-09	1025901008
				Collection Date	9/9/02	9/9/02	9/4/02
				Matrix	SO	SO	SO
			Screening Criteria				
Analyte	**Method**	**Units**	**ADEC[1]**	**EPA[2]**			
Total Solids	A2540G	PERCENT			92.9 [0]	75.5 [0]	100 [0]
Gasoline Range Organics	AK101E	mg/kg	300		0.935 [2.45] UBRL	ND [3.38]	ND [2.53]
Diesel Range Organics	AK102E	mg/kg	250		3.63 [21.4] F	3.54 [26.3] F	- -
Residual Range Organics	AK102E	mg/kg	10000		ND [21.4]	ND [26.3]	- -
Total Organic Carbon (TOC)	E415.2	mg/kg			2232 [646] J-C	- -	- -
Acenaphthene	PAHSIM	mg/kg	210	3700	ND [0.00522]	ND [0.00654]	- -
Acenaphthylene	PAHSIM	mg/kg	210		ND [0.00522]	ND [0.00654]	- -
Anthracene	PAHSIM	mg/kg	4300	22000	ND [0.00522]	ND [0.00654]	- -
Benzo(a)anthracene	PAHSIM	mg/kg	6	0.62	ND [0.00522]	ND [0.00654]	- -
Benzo(a)pyrene	PAHSIM	mg/kg	1	0.062	ND [0.00522]	ND [0.00654]	- -
Benzo(b)fluoranthene	PAHSIM	mg/kg	11	0.62	ND [0.00522]	ND [0.00654]	- -
Benzo(g,h,i)perylene	PAHSIM	mg/kg	1500		ND [0.00522]	ND [0.00654]	- -
Benzo(k)fluoranthene	PAHSIM	mg/kg	110	6.2	ND [0.00522]	ND [0.00654]	- -
Chrysene	PAHSIM	mg/kg	620	62	ND [0.00522]	ND [0.00654]	- -
Dibenzo(a,h)anthracene	PAHSIM	mg/kg	1	0.062	ND [0.00522]	ND [0.00654]	- -
Fluoranthene	PAHSIM	mg/kg	2100	2300	ND [0.00522]	ND [0.00654]	- -
Fluorene	PAHSIM	mg/kg	270	2600	ND [0.00522]	ND [0.00654]	- -
Indeno(1,2,3-cd)pyrene	PAHSIM	mg/kg	11	0.62	ND [0.00522]	ND [0.00654]	- -
Naphthalene	PAHSIM	mg/kg	21	56	ND [0.00522]	ND [0.00654]	- -
Phenanthrene	PAHSIM	mg/kg	4300		ND [0.00522]	ND [0.00654]	- -
Pyrene	PAHSIM	mg/kg	1500	2300	ND [0.00522]	ND [0.00654]	- -
Arsenic	SW6020	mg/kg	2	0.39	1.81 [1.06]	9.06 [1.32]	- -
Barium	SW6020	mg/kg	1100	5400	38.5 [0.529]	212 [0.661]	- -
Cadmium	SW6020	mg/kg	5	37	ND [0.212]	0.113 [0.264] F	- -
Chromium	SW6020	mg/kg	26	210	43.5 [1.06]	52.2 [1.32]	- -
Lead	SW6020	mg/kg	400	400	3.72 [0.212]	12.5 [0.264]	- -
Selenium	SW6020	mg/kg	3.5	390	ND [1.06]	0.454 [1.32] F	- -
Silver	SW6020	mg/kg	21	390	0.0335 [0.106] F	0.123 [0.132] F	- -

See flag definitions at the end of this table.

Elmendorf SS83
2002 Soil Boring Analytical Results

				Sample ID	LNDBH04SO10-12N1	LNDBH04SO5-7N1	TB_HC4
				Laboratory	CTE/LTL	CTE/LTL	CTE
				Lab Sample ID	1026000004/0209271-08	1026000006/0209271-09	1025901008
				Collection Date	9/9/02	9/9/02	9/4/02
				Matrix	SO	SO	SO
			Screening Criteria				
Analyte	**Method**	**Units**	**ADEC[1]**	**EPA[2]**			
Mercury	SW7471A	mg/kg	1.4	23	0.0344 [0.0433] F	0.126 [0.0478]	- -
4,4'-DDD	SW8081A	mg/kg	35	2.4	ND [0.0021] UJ-C	ND [0.0026] UJ-C	- -
4,4'-DDE	SW8081A	mg/kg	24	1.7	ND [0.0021]	ND [0.0026]	- -
4,4'-DDT	SW8081A	mg/kg	24	1.7	ND [0.0021]	ND [0.0026]	- -
Aldrin	SW8081A	mg/kg	0.5	0.029	ND [0.0016]	ND [0.002]	- -
Dieldrin	SW8081A	mg/kg	0.015	0.03	ND [0.0021]	ND [0.0026]	- -
Endosulfan I	SW8081A	mg/kg	7	370	ND [0.0016]	ND [0.002]	- -
Endosulfan II	SW8081A	mg/kg			ND [0.0021]	ND [0.0026]	- -
Endosulfan sulfate	SW8081A	mg/kg			ND [0.0021]	ND [0.0026]	- -
Endrin	SW8081A	mg/kg	0.3	18	ND [0.0021]	ND [0.0026]	- -
Endrin aldehyde	SW8081A	mg/kg			ND [0.0021]	ND [0.0026]	- -
Endrin ketone	SW8081A	mg/kg			ND [0.0021]	ND [0.0026]	- -
Heptachlor	SW8081A	mg/kg	0.8	0.11	ND [0.0021]	ND [0.0026]	- -
Heptachlor epoxide	SW8081A	mg/kg	0.2	0.053	ND [0.0021]	ND [0.0026]	- -
Methoxychlor	SW8081A	mg/kg	52	310	ND [0.0021]	ND [0.0026]	- -
Toxaphene	SW8081A	mg/kg	8	0.44	ND [0.054]	ND [0.066]	- -
alpha-BHC	SW8081A	mg/kg	0.0026	0.09	ND [0.0016]	ND [0.002]	- -
alpha-Chlordane	SW8081A	mg/kg	3	1.6	ND [0.0016]	ND [0.002]	- -
beta-BHC	SW8081A	mg/kg	0.009	0.32	ND [0.0016]	ND [0.002]	- -
delta-BHC	SW8081A	mg/kg			ND [0.0016]	ND [0.002]	- -
gamma-BHC (Lindane)	SW8081A	mg/kg	0.003	0.44	ND [0.0016]	ND [0.002]	- -
gamma-Chlordane	SW8081A	mg/kg	3		ND [0.0016]	ND [0.002]	- -
PCB-1016 (Aroclor 1016)	SW8082	mg/kg	1	3.9	ND [0.0322]	ND [0.0394]	- -
PCB-1221 (Aroclor 1221)	SW8082	mg/kg	1	0.22	ND [0.0322]	ND [0.0394]	- -
PCB-1232 (Aroclor 1232)	SW8082	mg/kg	1	0.22	ND [0.0322]	ND [0.0394]	- -
PCB-1242 (Aroclor 1242)	SW8082	mg/kg	1	0.22	ND [0.0322]	ND [0.0394]	- -
PCB-1248 (Aroclor 1248)	SW8082	mg/kg	1	0.22	ND [0.0322]	ND [0.0394]	- -
PCB-1254 (Aroclor 1254)	SW8082	mg/kg	1	0.22	ND [0.0322]	ND [0.0394]	- -
PCB-1260 (Aroclor 1260)	SW8082	mg/kg	1	0.22	ND [0.0322]	ND [0.0394]	- -

See flag definitions at the end of this table.

Elmendorf SS83
2002 Soil Boring Analytical Results

				Sample ID	LNDBH04SO10-12N1	LNDBH04SO5-7N1	TB_HC4
				Laboratory	CTE/LTL	CTE/LTL	CTE
				Lab Sample ID	1026000004/0209271-08	1026000006/0209271-09	1025901008
				Collection Date	9/9/02	9/9/02	9/4/02
				Matrix	SO	SO	SO
			Screening Criteria				
Analyte	**Method**	**Units**	**ADEC[1]**	**EPA[2]**			
2,4,5-T	SW8151A	mg/kg		610	ND [0.001]	ND [0.001]	- -
2,4,5-TP (Silvex)	SW8151A	mg/kg		490	ND [0.0004]	ND [0.0004]	- -
2,4-D	SW8151A	mg/kg		690	ND [0.0004]	ND [0.0004]	- -
2,4-DB	SW8151A	mg/kg		490	ND [0.001]	ND [0.001]	- -
Dalapon	SW8151A	mg/kg		1800	ND [0.0016]	ND [0.0016]	- -
Dicamba	SW8151A	mg/kg			ND [0.001]	ND [0.001]	- -
Dichlorprop	SW8151A	mg/kg			ND [0.001]	ND [0.001]	- -
Dinoseb	SW8151A	mg/kg		61	ND [0.0002]	ND [0.0002]	- -
MCPA (2-Methyl-4-chlorophenoxy acetic acid)	SW8151A	mg/kg		31	ND [0.020]	ND [0.020]	- -
MCPP (2-(2-methyl-4-chlorophenoxy) propanoic acid)	SW8151A	mg/kg		61	ND [0.030]	ND [0.030]	- -
1,1,1,2-Tetrachloroethane	SW8260B	mg/kg		3.2	ND [0.0245]	ND [0.0059]	ND [0.0253]
1,1,1-Trichloroethane	SW8260B	mg/kg	1	1200	ND [0.0245]	ND [0.0099]	ND [0.0253]
1,1,2,2-Tetrachloroethane	SW8260B	mg/kg	0.017	0.41	ND [0.0245]	ND [0.002]	ND [0.0253]
1,1,2-Trichloroethane	SW8260B	mg/kg	0.017	0.73	ND [0.0128]	ND [0.003]	ND [0.0132]
1,1-Dichloroethane	SW8260B	mg/kg	12	510	ND [0.0245]	ND [0.0099]	ND [0.0253]
1,1-Dichloroethene	SW8260B	mg/kg	0.03	120	ND [0.0245]	ND [0.0059]	ND [0.0253]
1,1-Dichloropropene	SW8260B	mg/kg			ND [0.0245]	ND [0.0099]	ND [0.0253]
1,2,3-Trichlorobenzene	SW8260B	mg/kg			ND [0.0245]	ND [0.0099]	ND [0.0253]
1,2,3-Trichloropropane	SW8260B	mg/kg	0.002	0.005	ND [0.0245]	ND [0.003]	ND [0.0253]
1,2,4-Trichlorobenzene	SW8260B	mg/kg	2	650	ND [0.0245]	ND [0.0099]	ND [0.0253]
1,2,4-Trimethylbenzene	SW8260B	mg/kg	92.2	52	ND [0.0491]	ND [0.0099]	ND [0.0507]
1,2-Dibromo-3-chloropropane	SW8260B	mg/kg		0.45	ND [0.0981]	ND [0.0198]	ND [0.101]
1,2-Dibromoethane	SW8260B	mg/kg	0.0002	0.0069	ND [0.0245]	ND [0.0099]	ND [0.0253]
1,2-Dichlorobenzene	SW8260B	mg/kg	7	370	ND [0.0245]	ND [0.0099]	ND [0.0253]
1,2-Dichloroethane	SW8260B	mg/kg	0.015	0.28	ND [0.0128]	ND [0.002]	ND [0.0132]
1,2-Dichloropropane	SW8260B	mg/kg	0.017	0.34	ND [0.0128]	ND [0.003]	ND [0.0132]
1,3,5-Trimethylbenzene	SW8260B	mg/kg	25	21	ND [0.0491]	ND [0.0099]	ND [0.0507]
1,3-Dichlorobenzene	SW8260B	mg/kg	12.1	16	ND [0.0245]	ND [0.0099]	ND [0.0253]
1,3-Dichloropropane	SW8260B	mg/kg			ND [0.0245]	ND [0.004]	ND [0.0253]

See flag definitions at the end of this table.

Elmendorf SS83
2002 Soil Boring Analytical Results

				Sample ID	LNDBH04SO10-12N1	LNDBH04SO5-7N1	TB_HC4
				Laboratory	CTE/LTL	CTE/LTL	CTE
				Lab Sample ID	1026000004/0209271-08	1026000006/0209271-09	1025901008
				Collection Date	9/9/02	9/9/02	9/4/02
				Matrix	SO	SO	SO
			Screening Criteria				
Analyte	**Method**	**Units**	**ADEC[1]**	**EPA[2]**			
1,4-Dichlorobenzene	SW8260B	mg/kg	0.8	3.4	ND [0.0245]	ND [0.004]	ND [0.0253]
1-Chlorohexane	SW8260B	mg/kg			ND [0.0245]	ND [0.0099]	ND [0.0253]
2,2-Dichloropropane	SW8260B	mg/kg			ND [0.0245]	ND [0.0099]	ND [0.0253]
2-Butanone	SW8260B	mg/kg	60	7300	ND [0.245] R-C	ND [0.0396]	0.0307 [0.253] F
2-Chloroethyl vinyl ether	SW8260B	mg/kg			ND [0.245]	- -	ND [0.253]
2-Chlorotoluene	SW8260B	mg/kg		160	ND [0.0245]	ND [0.0099]	ND [0.0253]
2-Hexanone	SW8260B	mg/kg			ND [0.245] R-C	ND [0.0198]	ND [0.253]
4-Chlorotoluene	SW8260B	mg/kg			ND [0.0245]	ND [0.0099]	ND [0.0253]
4-Isopropyltoluene	SW8260B	mg/kg			ND [0.0245]	ND [0.0099]	ND [0.0253]
4-Methyl-2-pentanone	SW8260B	mg/kg			ND [0.245]	ND [0.0396]	ND [0.253]
Acetone	SW8260B	mg/kg	10	1600	ND [0.981] R-C	0.105 [0.0989]	ND [1.01]
Benzene	SW8260B	mg/kg	0.02	0.6	ND [0.0128]	ND [0.004]	ND [0.0132]
Bromobenzene	SW8260B	mg/kg		28	ND [0.0245]	ND [0.0099]	ND [0.0253]
Bromochloromethane	SW8260B	mg/kg			ND [0.0245]	ND [0.0099]	ND [0.0253]
Bromodichloromethane	SW8260B	mg/kg	0.35	0.82	ND [0.0245]	ND [0.004]	ND [0.0253]
Bromoform	SW8260B	mg/kg	0.38	62	ND [0.0245]	ND [0.0099]	ND [0.0253]
Bromomethane	SW8260B	mg/kg	1.1	3.9	ND [0.0981]	ND [0.0198]	ND [0.101]
Carbon disulfide	SW8260B	mg/kg			ND [0.0981]	ND [0.0198]	ND [0.101]
Carbon tetrachloride	SW8260B	mg/kg	0.03	0.25	ND [0.0245]	ND [0.0059]	ND [0.0253]
Chlorobenzene	SW8260B	mg/kg	0.6	150	ND [0.0245]	ND [0.004]	ND [0.0253]
Chloroethane	SW8260B	mg/kg		3	ND [0.0981]	ND [0.0099]	ND [0.101]
Chloroform	SW8260B	mg/kg	0.34	3.6	ND [0.0245]	ND [0.004]	ND [0.0253]
Chloromethane	SW8260B	mg/kg		1.2	ND [0.0245] UJ-L	ND [0.0099]	ND [0.0253]
Dibromochloromethane	SW8260B	mg/kg	0.2	1.1	ND [0.0245]	ND [0.0059]	ND [0.0253]
Dibromomethane	SW8260B	mg/kg	1.1		ND [0.0245]	ND [0.0099]	ND [0.0253]
Dichlorodifluoromethane	SW8260B	mg/kg	60	94	ND [0.0245]	ND [0.0099]	ND [0.0253]
Ethylbenzene	SW8260B	mg/kg	5.5	8.9	ND [0.0491]	ND [0.0099]	ND [0.0507]
Hexachlorobutadiene	SW8260B	mg/kg	8	6.2	ND [0.0245]	ND [0.0059]	ND [0.0253]
Isopropylbenzene	SW8260B	mg/kg	227	570	ND [0.0245]	ND [0.0099]	ND [0.0253]
Methyl-tert-butyl ether (MTBE)	SW8260B	mg/kg			ND [0.0245]	ND [0.0396]	ND [0.0253]
Methylene chloride	SW8260B	mg/kg	0.015	9.1	0.127 [0.0981] UBRL	0.0108 UBRL	0.0466 [0.101] F
Naphthalene	SW8260B	mg/kg	21	56	ND [0.0491]	ND [0.0099]	0.0345 [0.0507] F
Styrene	SW8260B	mg/kg	1.3	1700	ND [0.0245]	ND [0.0099]	ND [0.0253]

See flag definitions at the end of this table.

Elmendorf SS83
2002 Soil Boring Analytical Results

				Sample ID	LNDBH04SO10-12N1	LNDBH04SO5-7N1	TB_HC4
				Laboratory	CTE/LTL	CTE/LTL	CTE
				Lab Sample ID	1026000004/0209271-08	1026000006/0209271-09	1025901008
				Collection Date	9/9/02	9/9/02	9/4/02
				Matrix	SO	SO	SO
			Screening Criteria				
Analyte	**Method**	**Units**	**ADEC[1]**	**EPA[2]**			
Tetrachloroethene (PCE)	SW8260B	mg/kg	0.03	1.5	ND [0.0245]	ND [0.005]	ND [0.0253]
Toluene	SW8260B	mg/kg	5.4	520	ND [0.0491]	ND [0.0099]	ND [0.0507]
Trichloroethene (TCE)	SW8260B	mg/kg	0.027	0.053	ND [0.0196]	ND [0.004]	ND [0.0203]
Trichlorofluoromethane	SW8260B	mg/kg		390	ND [0.0245]	ND [0.0099]	ND [0.0253]
Vinyl chloride	SW8260B	mg/kg	0.009	0.079	ND [0.0128]	ND [0.0016]	ND [0.0132]
Xylene, Isomers m & p	SW8260B	mg/kg	78	270	ND [0.0491]	ND [0.0099]	ND [0.0507]
cis-1,2-Dichloroethene	SW8260B	mg/kg	0.2	43	ND [0.0245]	ND [0.0099]	ND [0.0253]
cis-1,3-Dichloropropene	SW8260B	mg/kg		0.78	ND [0.0196]	ND [0.004]	ND [0.0203]
n-Butylbenzene	SW8260B	mg/kg		240	ND [0.0245]	ND [0.0099]	ND [0.0253]
n-Propylbenzene	SW8260B	mg/kg			ND [0.0245]	ND [0.0099]	ND [0.0253]
o-Xylene	SW8260B	mg/kg	78	270	ND [0.0491]	ND [0.0099]	ND [0.0507]
sec-Butylbenzene	SW8260B	mg/kg		220	ND [0.0245]	ND [0.0099]	ND [0.0253]
tert-Butylbenzene	SW8260B	mg/kg		390	ND [0.0245]	ND [0.0099]	ND [0.0253]
trans-1,2-Dichloroethene	SW8260B	mg/kg	0.4	69	ND [0.0245]	ND [0.0099]	ND [0.0253]
trans-1,3-Dichloropropene	SW8260B	mg/kg		0.78	ND [0.0245]	ND [0.0099]	ND [0.0253]
1,2,4-Trichlorobenzene	SW8270C	mg/kg	2	650	ND [0.747]	ND [0.932]	- -
1,2-Dichlorobenzene	SW8270C	mg/kg	7	370	ND [0.747]	ND [0.932]	- -
1,3-Dichlorobenzene	SW8270C	mg/kg	12.1	16	ND [1.07]	ND [1.33]	- -
1,4-Dichlorobenzene	SW8270C	mg/kg	0.8	3.4	ND [1.07]	ND [1.33]	- -
2,4,5-Trichlorophenol	SW8270C	mg/kg	90	6100	ND [0.534]	ND [0.666]	- -
2,4,6-Trichlorophenol	SW8270C	mg/kg	0.6	6.1	ND [0.747]	ND [0.932]	- -
2,4-Dichlorophenol	SW8270C	mg/kg	0.45	180	ND [1.07]	ND [1.33]	- -
2,4-Dimethylphenol	SW8270C	mg/kg	4	1200	ND [1.07]	ND [1.33]	- -
2,4-Dinitrophenol	SW8270C	mg/kg	0.2	120	ND [6.41]	ND [7.99]	- -
2,4-Dinitrotoluene	SW8270C	mg/kg	0.005	120	ND [0.534]	ND [0.666]	- -
2,6-Dinitrotoluene	SW8270C	mg/kg	0.0044	61	ND [0.534]	ND [0.666]	- -
2-Chloronaphthalene	SW8270C	mg/kg	70	4900	ND [0.747]	ND [0.932]	- -
2-Chlorophenol	SW8270C	mg/kg	1.4	63	ND [1.07]	ND [1.33]	- -
2-Methyl-4,6-dinitrophenol	SW8270C	mg/kg			ND [6.41]	ND [7.99]	- -
2-Methylnaphthalene	SW8270C	mg/kg	60.9		ND [0.747]	ND [0.932]	- -
2-Methylphenol (o-Cresol)	SW8270C	mg/kg	7	3100	ND [1.07]	ND [1.33]	- -
2-Nitroaniline	SW8270C	mg/kg		1.7	ND [0.534]	ND [0.666]	- -

See flag definitions at the end of this table.

Elmendorf SS83
2002 Soil Boring Analytical Results

				Sample ID	LNDBH04SO10-12N1	LNDBH04SO5-7N1	TB_HC4
				Laboratory	CTE/LTL	CTE/LTL	CTE
				Lab Sample ID	1026000004/0209271-08	1026000006/0209271-09	1025901008
				Collection Date	9/9/02	9/9/02	9/4/02
				Matrix	SO	SO	SO
			Screening Criteria				
Analyte	**Method**	**Units**	**ADEC[1]**	**EPA[2]**			
2-Nitrophenol	SW8270C	mg/kg			ND [1.07]	ND [1.33]	- -
3,3'-Dichlorobenzidine	SW8270C	mg/kg	0.02	1.1	ND [1.07]	ND [1.33]	- -
3-Methylphenol/4-Methylphenol Coelution	SW8270C	mg/kg			ND [5.34]	ND [6.66]	- -
3-Nitroaniline	SW8270C	mg/kg			ND [0.534]	ND [0.666]	- -
4-Bromophenyl phenyl ether	SW8270C	mg/kg			ND [0.534]	ND [0.666]	- -
4-Chloro-3-methylphenol	SW8270C	mg/kg			ND [1.07]	ND [1.33]	- -
4-Chloroaniline	SW8270C	mg/kg	0.5	240	ND [1.07]	ND [1.33]	- -
4-Chlorophenyl phenyl ether	SW8270C	mg/kg			ND [0.534]	ND [0.666]	- -
4-Nitroaniline	SW8270C	mg/kg			ND [0.534]	ND [0.666]	- -
4-Nitrophenol	SW8270C	mg/kg			ND [5.34]	ND [6.66]	- -
Acenaphthene	SW8270C	mg/kg	210	3700	ND [0.747]	ND [0.932]	- -
Acenaphthylene	SW8270C	mg/kg	210	6100	ND [0.747]	ND [0.932]	- -
Aniline	SW8270C	mg/kg			ND [2.14] R-L	ND [2.66] R-L	- -
Anthracene	SW8270C	mg/kg	4300	22000	ND [0.534]	ND [0.666]	- -
Azobenzene	SW8270C	mg/kg			ND [0.534]	ND [0.666]	- -
Benzo(a)anthracene	SW8270C	mg/kg	6	0.62	ND [0.534]	ND [0.666]	- -
Benzo(a)pyrene	SW8270C	mg/kg	1	0.062	ND [0.534]	ND [0.666]	- -
Benzo(b)fluoranthene	SW8270C	mg/kg	11	0.62	ND [0.534]	ND [0.666]	- -
Benzo(g,h,i)perylene	SW8270C	mg/kg	1500		ND [0.747]	ND [0.932]	- -
Benzo(k)fluoranthene	SW8270C	mg/kg	110	6.2	ND [1.07]	ND [1.33]	- -
Benzoic acid	SW8270C	mg/kg	390	100000	ND [5.34]	ND [6.66]	- -
Benzyl alcohol	SW8270C	mg/kg			ND [0.747]	ND [0.932]	- -
Benzyl butyl phthalate	SW8270C	mg/kg	5600	12000	ND [0.534]	ND [0.666]	- -
Chrysene	SW8270C	mg/kg	620	62	ND [0.534]	ND [0.666]	- -
Di-n-butyl phthalate	SW8270C	mg/kg	1700		ND [0.534]	ND [0.666]	- -
Di-n-octyl phthalate	SW8270C	mg/kg	2000	2400	ND [0.534]	ND [0.666]	- -
Dibenzo(a,h)anthracene	SW8270C	mg/kg	1	0.062	ND [0.747]	ND [0.932]	- -
Dibenzofuran	SW8270C	mg/kg	7.78	290	ND [0.534]	ND [0.666]	- -
Diethyl phthalate	SW8270C	mg/kg	190	49000	ND [0.534]	ND [0.666]	- -
Dimethyl phthalate	SW8270C	mg/kg	1400	100000	ND [0.534]	ND [0.666]	- -
Fluoranthene	SW8270C	mg/kg	2100	2300	ND [0.534]	ND [0.666]	- -
Fluorene	SW8270C	mg/kg	270	2700	ND [0.534]	ND [0.666]	- -

See flag definitions at the end of this table.

Elmendorf SS83
2002 Soil Boring Analytical Results

				Sample ID	LNDBH04SO10-12N1	LNDBH04SO5-7N1	TB_HC4
				Laboratory	CTE/LTL	CTE/LTL	CTE
				Lab Sample ID	1026000004/0209271-08	1026000006/0209271-09	1025901008
				Collection Date	9/9/02	9/9/02	9/4/02
				Matrix	SO	SO	SO
			Screening Criteria				
Analyte	**Method**	**Units**	**ADEC[1]**	**EPA[2]**			
Hexachlorobenzene	SW8270C	mg/kg	0.73	0.3	ND [0.534]	ND [0.666]	- -
Hexachlorobutadiene	SW8270C	mg/kg	8	6.2	ND [0.747]	ND [0.932]	- -
Hexachlorocyclopentadiene	SW8270C	mg/kg	7		ND [1.07]	ND [1.33]	- -
Hexachloroethane	SW8270C	mg/kg	1.6	35	ND [0.747]	ND [0.932]	- -
Indeno(1,2,3-cd)pyrene	SW8270C	mg/kg	11	0.62	ND [0.534]	ND [0.666]	- -
Isophorone	SW8270C	mg/kg	3	510	ND [0.534]	ND [0.666]	- -
Naphthalene	SW8270C	mg/kg	21	56	ND [0.747]	ND [0.932]	- -
Nitrobenzene	SW8270C	mg/kg	0.06	20	ND [0.747]	ND [0.932]	- -
Pentachlorophenol	SW8270C	mg/kg	0.01	3	ND [5.34]	ND [6.66]	- -
Phenanthrene	SW8270C	mg/kg	4300		ND [0.534]	ND [0.666]	- -
Phenol	SW8270C	mg/kg	67	37000	ND [1.07]	ND [1.33]	- -
Pyrene	SW8270C	mg/kg	1500	2300	ND [0.534]	ND [0.666]	- -
bis(2-Chloroisopropyl)ether	SW8270C	mg/kg		2.9	ND [0.747]	ND [0.932]	- -
bis-(2-Chloroethyl)ether	SW8270C	mg/kg	0.002	0.21	ND [0.747]	ND [0.932]	- -
bis-(2-chloroethoxy)methane	SW8270C	mg/kg			ND [0.747]	ND [0.932]	- -
bis-(2-ethylhexyl)phthalate	SW8270C	mg/kg	590	35	ND [0.534]	ND [0.666]	- -
n-Nitrosodi-n-propylamine	SW8270C	mg/kg	0.00036	0.069	ND [0.747]	ND [0.932]	- -
n-Nitrosodimethylamine	SW8270C	mg/kg		0.0095	ND [0.747]	ND [0.932]	- -
n-Nitrosodiphenylamine	SW8270C	mg/kg		99	ND [0.534]	ND [0.666]	- -

See flag definitions at the end of this table.

Flag Definitions

Note

Highlighted constituents exceed screening criteria.
ND - not detected
[ ] - laboratory reporting limit
-- = sample not analyzed by this method
F - Numerical result is below method reporting limit (MRL) but above method detection limit (MDL)
UBRL - Numerical result should be considred nondetect due to laboratory blank contamination.
J/UJ-C - Numerical result is considered estimated due to out of compliance calibration criteria.
J/UJ-L - Numerical result or reporting limit is considered estimated due to laboratory control sample recovery failure.
J/UJ-M - Numerical result or reporting limit is considered estimated due to matrix interference
J/UJ-P - Numerical reporting limits is considered estimated due to inadequate preservation methods.
R-C - Result is rejected due to out of compliance calibration criteria
R-L - Result is rejected due to laboratory control sample recovery failure
R-P - Result is rejected due to inadequate preservation methods.

Technical Memorandum 01-007, "Calculate Cleanup Levels for Compounds without Tabular Values in Site Cleanup Rules." ADEC, November 24, 2003.

[2] = EPA Region 9 Preliminary Remediation Goals (October, 2002).

Elmendorf SS83
2003 Test Pit Analytical Data

		Sample ID			JE03ELMTP1SL01-01SO	JE03ELMTP1SL02-01SO	JE03ELMTP1SL03-01SO	JE03ELMTP1SL04-01SO
		Laboratory			CTE	CTE/CASK	CTE/CASK	CTE
		Lab Sample ID			1034183005	1034183006/K230526202	1034183007/K230526203	1034183008
		Collection Date			7/14/03	7/14/03	7/14/03	7/14/03
		Matrix			SO	SO	SO	SO
			Screening Criteria					
Analyte	**Method**	**Units**	**ADEC[1]**	**EPA[2]**				
Total Solids	A2540G	PERCENT			93.3 [0]	96.1 [0]	96 [0]	95 [0]
Gasoline Range Organics	AK101	mg/kg	300		ND [1.97] UJ-TE	ND [1.9] UJ-TE	ND [2.51] UJ-TE	ND [1.73] UJ-TE
Diesel Range Organics	AK102	mg/kg	250		6.78 [21.4] UBRL	6.23 [20.6] UBRL	6.32 [20.8] UBRL	6.48 [21.2] UBRL
Residual Range Organics	AK103	mg/kg	10000		ND [21.4]	ND [20.6]	ND [20.8]	ND [21.2]
Acenaphthene	PAHSIM	mg/kg	210	3700	ND [0.00547]	ND [0.0054]	ND [0.00519]	ND [0.00517]
Acenaphthylene	PAHSIM	mg/kg	210		ND [0.00547]	ND [0.0054]	ND [0.00519]	ND [0.00517]
Anthracene	PAHSIM	mg/kg	4300	22000	ND [0.00547]	ND [0.0054]	ND [0.00519]	ND [0.00517]
Benzo(a)anthracene	PAHSIM	mg/kg	6	0.62	ND [0.00547]	ND [0.0054]	ND [0.00519]	ND [0.00517]
Benzo(a)pyrene	PAHSIM	mg/kg	1	0.062	ND [0.00547]	ND [0.0054]	ND [0.00519]	ND [0.00517]
Benzo(b)fluoranthene	PAHSIM	mg/kg	11	0.62	ND [0.00547]	ND [0.0054]	ND [0.00519]	ND [0.00517]
Benzo(g,h,i)perylene	PAHSIM	mg/kg	1500		ND [0.00547]	ND [0.0054]	ND [0.00519]	ND [0.00517]
Benzo(k)fluoranthene	PAHSIM	mg/kg	110	6.2	ND [0.00547]	ND [0.0054]	ND [0.00519]	ND [0.00517]
Chrysene	PAHSIM	mg/kg	620	62	ND [0.00547]	ND [0.0054]	ND [0.00519]	ND [0.00517]
Dibenzo(a,h)anthracene	PAHSIM	mg/kg	1	0.062	ND [0.00547]	ND [0.0054]	ND [0.00519]	ND [0.00517]
Fluoranthene	PAHSIM	mg/kg	2100	2300	ND [0.00547]	ND [0.0054]	ND [0.00519]	ND [0.00517]
Fluorene	PAHSIM	mg/kg	270	2600	ND [0.00547]	ND [0.0054]	ND [0.00519]	ND [0.00517]
Indeno(1,2,3-cd)pyrene	PAHSIM	mg/kg	11	0.62	ND [0.00547]	ND [0.0054]	ND [0.00519]	ND [0.00517]
Naphthalene	PAHSIM	mg/kg	21	56	ND [0.00547]	ND [0.0054]	ND [0.00519]	ND [0.00517]
Phenanthrene	PAHSIM	mg/kg	4300		ND [0.00547]	ND [0.0054]	ND [0.00519]	ND [0.00517]
Pyrene	PAHSIM	mg/kg	1500	2300	ND [0.00547]	ND [0.0054]	ND [0.00519]	ND [0.00517]
Arsenic	SW6020	mg/kg	2	0.39	3.29 [1.88]	3.58 [1.83]	3.96 [1.83]	5.88 [1.84]
Barium	SW6020	mg/kg	1100	5400	43.8 [0.313]	30.8 [0.306]	33.9 [0.305]	28 [0.307]
Cadmium	SW6020	mg/kg	5	37	0.092 [0.208] F	0.077 [0.204] F	0.095 [0.203] F	0.071 [0.205] F
Chromium	SW6020	mg/kg	26	210	43.6 [0.417]	35.1 [0.408]	32.9 [0.406]	21.2 [0.409]
Lead	SW6020	mg/kg	400	400	5.02 [0.208]	3.82 [0.204]	4.05 [0.203]	4.68 [0.205]
Selenium	SW6020	mg/kg	3.5	390	0.404 [0.521] F	0.276 [0.509] F	0.251 [0.508] F	0.17 [0.512] F
Silver	SW6020	mg/kg	21	390	0.095 [0.104] F	0.078 [0.102] F	0.078 [0.102] F	0.086 [0.102] F
Mercury	SW7471A	mg/kg	1.4	23	0.056 [0.0426]	0.062 [0.0393]	0.058 [0.0393]	0.079 [0.0415]

See flag definitions at the end of this table.

Elmendorf SS83
2003 Test Pit Analytical Data

		Sample ID			JE03ELMTP1SL01-01SO	JE03ELMTP1SL02-01SO	JE03ELMTP1SL03-01SO	JE03ELMTP1SL04-01SO
		Laboratory			CTE	CTE/CASK	CTE/CASK	CTE
		Lab Sample ID			1034183005	1034183006/K230526202	1034183007/K230526203	1034183008
		Collection Date			7/14/03	7/14/03	7/14/03	7/14/03
		Matrix			SO	SO	SO	SO
			Screening Criteria					
Analyte	**Method**	**Units**	**ADEC[1]**	**EPA[2]**				
4,4'-DDD	SW8081A	mg/kg	35	2.4	0.001 [0.0021] F	ND [0.0021]	ND [0.0021]	ND [0.0021]
4,4'-DDE	SW8081A	mg/kg	24	1.7	0.001 [0.0021] F	ND [0.0021]	ND [0.0021]	ND [0.0021]
4,4'-DDT	SW8081A	mg/kg	24	1.7	0.01 [0.0021]	ND [0.0021]	ND [0.0021]	ND [0.0021]
Aldrin	SW8081A	mg/kg	0.5	0.029	ND [0.0016]	ND [0.0015]	ND [0.0016]	ND [0.0016]
Dieldrin	SW8081A	mg/kg	0.015	0.03	ND [0.0021]	ND [0.0021]	ND [0.0021]	ND [0.0021]
Endosulfan I	SW8081A	mg/kg	7	370	ND [0.0016]	ND [0.0015]	ND [0.0016]	ND [0.0016]
Endosulfan II	SW8081A	mg/kg			ND [0.0021]	ND [0.0021]	ND [0.0021]	ND [0.0021]
Endosulfan sulfate	SW8081A	mg/kg			ND [0.0021]	ND [0.0021]	ND [0.0021]	ND [0.0021]
Endrin	SW8081A	mg/kg	0.3	18	ND [0.0021]	ND [0.0021]	ND [0.0021]	ND [0.0021]
Endrin aldehyde	SW8081A	mg/kg			ND [0.0021]	ND [0.0021]	ND [0.0021]	ND [0.0021]
Endrin ketone	SW8081A	mg/kg			ND [0.0021]	ND [0.0021]	ND [0.0021]	ND [0.0021]
Heptachlor	SW8081A	mg/kg	0.8	0.11	ND [0.0021]	ND [0.0021]	ND [0.0021]	ND [0.0021]
Heptachlor epoxide	SW8081A	mg/kg	0.2	0.053	ND [0.0021]	ND [0.0021]	ND [0.0021]	ND [0.0021]
Methoxychlor	SW8081A	mg/kg	52	310	ND [0.0021]	ND [0.0021]	ND [0.0021]	ND [0.0021]
Toxaphene	SW8081A	mg/kg	8	0.44	ND [0.052]	ND [0.051]	ND [0.053]	ND [0.052]
alpha-BHC	SW8081A	mg/kg	0.0026	0.09	ND [0.0016]	ND [0.0015]	ND [0.0016]	ND [0.0016]
alpha-Chlordane	SW8081A	mg/kg	3	1.6	ND [0.0016]	ND [0.0015]	ND [0.0016]	ND [0.0016]
beta-BHC	SW8081A	mg/kg	0.009	0.32	ND [0.0016]	ND [0.0015]	ND [0.0016]	ND [0.0016]
delta-BHC	SW8081A	mg/kg			ND [0.0016]	ND [0.0015]	ND [0.0016]	ND [0.0016]
gamma-BHC (Lindane)	SW8081A	mg/kg	0.003	0.44	ND [0.0016]	ND [0.0015]	ND [0.0016]	ND [0.0016]
gamma-Chlordane	SW8081A	mg/kg	3		ND [0.0016]	ND [0.0015]	ND [0.0016]	ND [0.0016]
PCB-1016 (Aroclor 1016)	SW8082	mg/kg	1	3.9	ND [0.0523] UJ-C	ND [0.0515] UJ-C	ND [0.0528] UJ-C	ND [0.0518] UJ-C
PCB-1221 (Aroclor 1221)	SW8082	mg/kg	1	0.22	ND [0.0523] UJ-C	ND [0.0515] UJ-C	ND [0.0528] UJ-C	ND [0.0518] UJ-C
PCB-1232 (Aroclor 1232)	SW8082	mg/kg	1	0.22	ND [0.0523] UJ-C	ND [0.0515] UJ-C	ND [0.0528] UJ-C	ND [0.0518] UJ-C
PCB-1242 (Aroclor 1242)	SW8082	mg/kg	1	0.22	ND [0.0523] UJ-C	ND [0.0515] UJ-C	ND [0.0528] UJ-C	ND [0.0518] UJ-C
PCB-1248 (Aroclor 1248)	SW8082	mg/kg	1	0.22	ND [0.0523] UJ-C	ND [0.0515] UJ-C	ND [0.0528] UJ-C	ND [0.0518] UJ-C
PCB-1254 (Aroclor 1254)	SW8082	mg/kg	1	0.22	ND [0.0523] UJ-C	ND [0.0515] UJ-C	ND [0.0528] UJ-C	ND [0.0518] UJ-C
PCB-1260 (Aroclor 1260)	SW8082	mg/kg	1	0.22	ND [0.0523] UJ-C	ND [0.0515] UJ-C	ND [0.0528] UJ-C	ND [0.0518] UJ-C
2,4,5-T	SW8151A	mg/kg		610	- -	ND [0.050]	ND [0.050]	- -
2,4,5-TP (Silvex)	SW8151A	mg/kg		490	- -	ND [0.050]	ND [0.050]	- -
2,4-D	SW8151A	mg/kg		690	- -	ND [0.050]	ND [0.050]	- -

See flag definitions at the end of this table.

Elmendorf SS83
2003 Test Pit Analytical Data

				Sample ID	JE03ELMTP1SL01-01SO	JE03ELMTP1SL02-01SO	JE03ELMTP1SL03-01SO	JE03ELMTP1SL04-01SO
				Laboratory	CTE	CTE/CASK	CTE/CASK	CTE
				Lab Sample ID	1034183005	1034183006/K230526202	1034183007/K230526203	1034183008
				Collection Date	7/14/03	7/14/03	7/14/03	7/14/03
				Matrix	SO	SO	SO	SO
			Screening Criteria					
Analyte	**Method**	**Units**	**ADEC[1]**	**EPA[2]**				
2,4-DB	SW8151A	mg/kg		490	- -	ND [0.050]	ND [0.050]	- -
Dalapon	SW8151A	mg/kg		1800	- -	ND [0.050]	ND [0.050]	- -
Dicamba	SW8151A	mg/kg			- -	ND [0.050]	ND [0.050]	- -
Dichlorprop	SW8151A	mg/kg			- -	ND [0.050]	ND [0.050]	- -
Dinoseb	SW8151A	mg/kg		61	- -	ND [0.050]	ND [0.050]	- -
MCPA (2-Methyl-4-chlorophenoxy acetic acid)	SW8151A	mg/kg		31	- -	ND [10.0]	ND [10.0]	- -
MCPP (2-(2-methyl-4-chlorophenoxy) propanoic acid)	SW8151A	mg/kg		61	- -	ND [10.0]	ND [10.0]	- -
1,1,1,2-Tetrachloroethane	SW8260B	mg/kg		3.2	- -	ND [0.0023] UJ-TE	ND [0.0018] UJ-TE	- -
1,1,1-Trichloroethane	SW8260B	mg/kg	1	1200	- -	ND [0.0038] UJ-TE	ND [0.0029] UJ-TE	- -
1,1,2,2-Tetrachloroethane	SW8260B	mg/kg	0.017	0.41	- -	ND [0.0008] UJ-TE	ND [0.0006] UJ-TE	- -
1,1,2-Trichloroethane	SW8260B	mg/kg	0.017	0.73	- -	ND [0.0011] UJ-TE	ND [0.0009] UJ-TE	- -
1,1-Dichloroethane	SW8260B	mg/kg	12	510	- -	ND [0.0038] UJ-TE	ND [0.0029] UJ-TE	- -
1,1-Dichloroethene	SW8260B	mg/kg	0.03	120	- -	ND [0.0023] UJ-TE	ND [0.0018] UJ-TE	- -
1,1-Dichloropropene	SW8260B	mg/kg			- -	ND [0.0038] UJ-TE	ND [0.0029] UJ-TE	- -
1,2,3-Trichlorobenzene	SW8260B	mg/kg			- -	ND [0.0038] UJ-TE	ND [0.0029] UJ-TE	- -
1,2,3-Trichloropropane	SW8260B	mg/kg	0.002	0.005	- -	ND [0.0011] UJ-TE	ND [0.0009] UJ-TE	- -
1,2,4-Trichlorobenzene	SW8260B	mg/kg	2	650	- -	ND [0.0038] UJ-TE	ND [0.0029] UJ-TE	- -
1,2,4-Trimethylbenzene	SW8260B	mg/kg	92.2	52	- -	ND [0.0038] UJ-TE	ND [0.0029] UJ-TE	- -
1,2-Dibromo-3-chloropropane	SW8260B	mg/kg		0.45	- -	ND [0.0076] UJ-TE	ND [0.0059] UJ-TE	- -
1,2-Dibromoethane	SW8260B	mg/kg	0.0002	0.0069	- -	ND [0.0038] UJ-TE	ND [0.0029] UJ-TE	- -
1,2-Dichlorobenzene	SW8260B	mg/kg	7	370	- -	ND [0.0038] UJ-TE	ND [0.0029] UJ-TE	- -
1,2-Dichloroethane	SW8260B	mg/kg	0.015	0.28	- -	ND [0.0008] UJ-TE	ND [0.0006] UJ-TE	- -
1,2-Dichloropropane	SW8260B	mg/kg	0.017	0.34	- -	ND [0.0011] UJ-TE	ND [0.0009] UJ-TE	- -
1,3,5-Trimethylbenzene	SW8260B	mg/kg	25	21	- -	ND [0.0038] UJ-TE	ND [0.0029] UJ-TE	- -
1,3-Dichlorobenzene	SW8260B	mg/kg	12.1	16	- -	ND [0.0038] UJ-TE	ND [0.0029] UJ-TE	- -
1,3-Dichloropropane	SW8260B	mg/kg			- -	ND [0.0015] UJ-TE	ND [0.0012] UJ-TE	- -
1,4-Dichlorobenzene	SW8260B	mg/kg	0.8	3.4	- -	ND [0.0015] UJ-TE	ND [0.0012] UJ-TE	- -
1-Chlorohexane	SW8260B	mg/kg			- -	ND [0.0038] UJ-TE	ND [0.0029] UJ-TE	- -
2,2-Dichloropropane	SW8260B	mg/kg			- -	ND [0.0038] UJ-TE	ND [0.0029] UJ-TE	- -
2-Butanone	SW8260B	mg/kg	60	7300	- -	- -	- -	- -
2-Chloroethyl vinyl ether	SW8260B	mg/kg			- -	- -	- -	- -

See flag definitions at the end of this table.

Elmendorf SS83
2003 Test Pit Analytical Data

				Sample ID	JE03ELMTP1SL01-01SO	JE03ELMTP1SL02-01SO	JE03ELMTP1SL03-01SO	JE03ELMTP1SL04-01SO
				Laboratory	CTE	CTE/CASK	CTE/CASK	CTE
				Lab Sample ID	1034183005	1034183006/K230526202	1034183007/K230526203	1034183008
				Collection Date	7/14/03	7/14/03	7/14/03	7/14/03
				Matrix	SO	SO	SO	SO
			Screening Criteria					
Analyte	**Method**	**Units**	**ADEC[1]**	**EPA[2]**				
2-Chlorotoluene	SW8260B	mg/kg		160	- -	ND [0.0038] UJ-TE	ND [0.0029] UJ-TE	- -
2-Hexanone	SW8260B	mg/kg			- -	- -	- -	- -
4-Chlorotoluene	SW8260B	mg/kg			- -	ND [0.0038] UJ-TE	ND [0.0029] UJ-TE	- -
4-Isopropyltoluene	SW8260B	mg/kg			- -	ND [0.0038] UJ-TE	ND [0.0029] UJ-TE	- -
4-Methyl-2-pentanone	SW8260B	mg/kg			- -	ND [0.0151] UJ-TE	ND [0.0117] UJ-TE	- -
Acetone	SW8260B	mg/kg	10	1600	- -	0.04 [0.0378] F, J-TE	0.018 [0.0293] F, J-TE	- -
Benzene	SW8260B	mg/kg	0.02	0.6	- -	ND [0.0015] UJ-TE	ND [0.0012] UJ-TE	- -
Bromobenzene	SW8260B	mg/kg		28	- -	ND [0.0038] UJ-TE	ND [0.0029] UJ-TE	- -
Bromochloromethane	SW8260B	mg/kg			- -	ND [0.0038] UJ-TE	ND [0.0029] UJ-TE	- -
Bromodichloromethane	SW8260B	mg/kg	0.35	0.82	- -	ND [0.0015] UJ-TE	ND [0.0012] UJ-TE	- -
Bromoform	SW8260B	mg/kg	0.38	62	- -	ND [0.0038] UJ-TE	ND [0.0029] UJ-TE	- -
Bromomethane	SW8260B	mg/kg	1.1	3.9	- -	ND [0.0076] UJ-TE	ND [0.0059] UJ-TE	- -
Carbon disulfide	SW8260B	mg/kg			- -	ND [0.0076] UJ-TE	ND [0.0059] UJ-TE	- -
Carbon tetrachloride	SW8260B	mg/kg	0.03	0.25	- -	ND [0.0023] UJ-TE	ND [0.0018] UJ-TE	- -
Chlorobenzene	SW8260B	mg/kg	0.6	150	- -	ND [0.0015] UJ-TE	ND [0.0012] UJ-TE	- -
Chloroethane	SW8260B	mg/kg		3	- -	ND [0.0038] UJ-TE	ND [0.0029] UJ-TE	- -
Chloroform	SW8260B	mg/kg	0.34	3.6	- -	ND [0.0015] UJ-TE	ND [0.0012] UJ-TE	- -
Chloromethane	SW8260B	mg/kg		1.2	- -	ND [0.0038] UJ-TE	ND [0.0029] UJ-TE	- -
Dibromochloromethane	SW8260B	mg/kg	0.2	1.1	- -	ND [0.0023] UJ-TE	ND [0.0018] UJ-TE	- -
Dibromomethane	SW8260B	mg/kg	1.1		- -	ND [0.0038] UJ-TE	ND [0.0029] UJ-TE	- -
Dichlorodifluoromethane	SW8260B	mg/kg	60	94	- -	ND [0.0038] UJ-TE	ND [0.0029] UJ-TE	- -
Ethylbenzene	SW8260B	mg/kg	5.5	8.9	- -	ND [0.0038] UJ-TE	ND [0.0029] UJ-TE	- -
Hexachlorobutadiene	SW8260B	mg/kg	8	6.2	- -	ND [0.0023] UJ-TE	ND [0.0018] UJ-TE	- -
Isopropylbenzene	SW8260B	mg/kg	227	570	- -	ND [0.0038] UJ-TE	ND [0.0029] UJ-TE	- -
Methyl-tert-butyl ether (MTBE)	SW8260B	mg/kg			- -	ND [0.0151] UJ-TE	ND [0.0117] UJ-TE	- -
Methylene chloride	SW8260B	mg/kg	0.015	9.1	- -	ND [0.0038] UJ-TE	ND [0.0029] UJ-TE	- -
Naphthalene	SW8260B	mg/kg	21	56	- -	ND [0.0038] UJ-TE	ND [0.0029] UJ-TE	- -
Styrene	SW8260B	mg/kg	1.3	1700	- -	ND [0.0038] UJ-TE	ND [0.0029] UJ-TE	- -
Tetrachloroethene (PCE)	SW8260B	mg/kg	0.03	1.5	- -	ND [0.0019] UJ-TE	ND [0.0015] UJ-TE	- -
Toluene	SW8260B	mg/kg	5.4	520	- -	ND [0.0038] UJ-TE	ND [0.0029] UJ-TE	- -
Trichloroethene (TCE)	SW8260B	mg/kg	0.027	0.053	- -	ND [0.0015] UJ-TE	ND [0.0012] UJ-TE	- -
Trichlorofluoromethane	SW8260B	mg/kg		390	- -	ND [0.0038] UJ-TE	ND [0.0029] UJ-TE	- -
Vinyl chloride	SW8260B	mg/kg	0.009	0.079	- -	ND [0.0006] UJ-TE	ND [0.0005] UJ-TE	- -
Xylene, Isomers m & p	SW8260B	mg/kg	78	270	- -	ND [0.0038] UJ-TE	ND [0.0029] UJ-TE	- -

See flag definitions at the end of this table.

Elmendorf SS83
2003 Test Pit Analytical Data

				Sample ID	JE03ELMTP1SL01-01SO	JE03ELMTP1SL02-01SO	JE03ELMTP1SL03-01SO	JE03ELMTP1SL04-01SO
				Laboratory	CTE	CTE/CASK	CTE/CASK	CTE
				Lab Sample ID	1034183005	1034183006/K230526202	1034183007/K230526203	1034183008
				Collection Date	7/14/03	7/14/03	7/14/03	7/14/03
				Matrix	SO	SO	SO	SO
			Screening Criteria					
Analyte	**Method**	**Units**	**ADEC[1]**	**EPA[2]**				
cis-1,2-Dichloroethene	SW8260B	mg/kg	0.2	43	- -	ND [0.0038] UJ-TE	ND [0.0029] UJ-TE	- -
cis-1,3-Dichloropropene	SW8260B	mg/kg		0.78	- -	ND [0.0015] UJ-TE	ND [0.0012] UJ-TE	- -
n-Butylbenzene	SW8260B	mg/kg		240	- -	ND [0.0038] UJ-TE	ND [0.0029] UJ-TE	- -
n-Propylbenzene	SW8260B	mg/kg			- -	ND [0.0038] UJ-TE	ND [0.0029] UJ-TE	- -
o-Xylene	SW8260B	mg/kg	78	270	- -	ND [0.0038] UJ-TE	ND [0.0029] UJ-TE	- -
sec-Butylbenzene	SW8260B	mg/kg		220	- -	ND [0.0038] UJ-TE	ND [0.0029] UJ-TE	- -
tert-Butylbenzene	SW8260B	mg/kg		390	- -	ND [0.0038] UJ-TE	ND [0.0029] UJ-TE	- -
trans-1,2-Dichloroethene	SW8260B	mg/kg	0.4	69	- -	ND [0.0038] UJ-TE	ND [0.0029] UJ-TE	- -
trans-1,3-Dichloropropene	SW8260B	mg/kg		0.78	- -	ND [0.0038] UJ-TE	ND [0.0029] UJ-TE	- -
1,2,4-Trichlorobenzene	SW8270C	mg/kg	2	650	- -	ND [0.384]	ND [0.373] UJ-M	- -
1,2-Dichlorobenzene	SW8270C	mg/kg	7	370	- -	ND [0.384]	ND [0.373] UJ-M	- -
1,3-Dichlorobenzene	SW8270C	mg/kg	12.1	16	- -	ND [0.384]	ND [0.373] UJ-M	- -
1,4-Dichlorobenzene	SW8270C	mg/kg	0.8	3.4	- -	ND [0.384]	ND [0.373] UJ-M	- -
2,4,5-Trichlorophenol	SW8270C	mg/kg	90	6100	- -	ND [0.384]	ND [0.373] UJ-M	- -
2,4,6-Trichlorophenol	SW8270C	mg/kg	0.6	6.1	- -	ND [0.384]	ND [0.373] UJ-M	- -
2,4-Dichlorophenol	SW8270C	mg/kg	0.45	180	- -	ND [0.384]	ND [0.373] UJ-M	- -
2,4-Dimethylphenol	SW8270C	mg/kg	4	1200	- -	ND [0.384]	ND [0.373] UJ-M	- -
2,4-Dinitrophenol	SW8270C	mg/kg	0.2	120	- -	ND [3.07]	ND [2.98] UJ-M	- -
2,4-Dinitrotoluene	SW8270C	mg/kg	0.005	120	- -	ND [0.384]	ND [0.373] UJ-M	- -
2,6-Dinitrotoluene	SW8270C	mg/kg	0.0044	61	- -	ND [0.384]	ND [0.373] UJ-M	- -
2-Chloronaphthalene	SW8270C	mg/kg	70	4900	- -	ND [0.384]	ND [0.373] UJ-M	- -
2-Chlorophenol	SW8270C	mg/kg	1.4	63	- -	ND [0.384]	ND [0.373] UJ-M	- -
2-Methyl-4,6-dinitrophenol	SW8270C	mg/kg			- -	ND [3.07]	ND [2.98] UJ-M	- -
2-Methylnaphthalene	SW8270C	mg/kg	60.9		- -	ND [0.384]	ND [0.373] UJ-M	- -
2-Methylphenol (o-Cresol)	SW8270C	mg/kg	7	3100	- -	ND [0.384]	ND [0.373] UJ-M	- -
2-Nitroaniline	SW8270C	mg/kg		1.7	- -	ND [0.384]	ND [0.373]	- -
2-Nitrophenol	SW8270C	mg/kg			- -	ND [0.384]	ND [0.373] UJ-M	- -
3,3'-Dichlorobenzidine	SW8270C	mg/kg	0.02	1.1	- -	ND [0.384]	ND [0.373] UJ-M	- -
3-Methylphenol/4-Methylphenol Coelution	SW8270C	mg/kg			- -	ND [0.46]	ND [0.447] UJ-M	- -
3-Nitroaniline	SW8270C	mg/kg			- -	ND [0.384]	ND [0.373]	- -
4-Bromophenyl phenyl ether	SW8270C	mg/kg			- -	ND [0.384]	ND [0.373] UJ-M	- -
4-Chloro-3-methylphenol	SW8270C	mg/kg			- -	ND [0.384]	ND [0.373] UJ-M	- -

See flag definitions at the end of this table.

Elmendorf SS83
2003 Test Pit Analytical Data

				Sample ID	JE03ELMTP1SL01-01SO	JE03ELMTP1SL02-01SO	JE03ELMTP1SL03-01SO	JE03ELMTP1SL04-01SO
				Laboratory	CTE	CTE/CASK	CTE/CASK	CTE
				Lab Sample ID	1034183005	1034183006/K230526202	1034183007/K230526203	1034183008
				Collection Date	7/14/03	7/14/03	7/14/03	7/14/03
				Matrix	SO	SO	SO	SO
			Screening Criteria					
Analyte	**Method**	**Units**	**ADEC[1]**	**EPA[2]**				
4-Chloroaniline	SW8270C	mg/kg	0.5	240	- -	ND [0.384]	ND [0.373] UJ-M	- -
4-Chlorophenyl phenyl ether	SW8270C	mg/kg			- -	ND [0.384]	ND [0.373] UJ-M	- -
4-Nitroaniline	SW8270C	mg/kg			- -	ND [0.767]	ND [0.745]	- -
4-Nitrophenol	SW8270C	mg/kg			- -	ND [1.53]	ND [1.49]	- -
Acenaphthene	SW8270C	mg/kg	210	3700	- -	ND [0.384]	ND [0.373] UJ-M	- -
Acenaphthylene	SW8270C	mg/kg	210	6100	- -	ND [0.384]	ND [0.373] UJ-M	- -
Aniline	SW8270C	mg/kg			- -	ND [0.384]	ND [0.373]	- -
Anthracene	SW8270C	mg/kg	4300	22000	- -	ND [0.384]	ND [0.373]	- -
Azobenzene	SW8270C	mg/kg			- -	ND [0.384]	ND [0.373]	- -
Benzo(a)anthracene	SW8270C	mg/kg	6	0.62	- -	ND [0.384]	ND [0.373]	- -
Benzo(a)pyrene	SW8270C	mg/kg	1	0.062	- -	ND [0.384]	ND [0.373] UJ-M	- -
Benzo(b)fluoranthene	SW8270C	mg/kg	11	0.62	- -	ND [0.384]	ND [0.373]	- -
Benzo(g,h,i)perylene	SW8270C	mg/kg	1500		- -	ND [0.384]	ND [0.373]	- -
Benzo(k)fluoranthene	SW8270C	mg/kg	110	6.2	- -	ND [0.384]	ND [0.373]	- -
Benzoic acid	SW8270C	mg/kg	390	100000	- -	ND [1.53]	ND [1.49]	- -
Benzyl alcohol	SW8270C	mg/kg			- -	ND [0.384]	ND [0.373] UJ-M	- -
Benzyl butyl phthalate	SW8270C	mg/kg	5600	12000	- -	ND [0.384]	ND [0.373]	- -
Chrysene	SW8270C	mg/kg	620	62	- -	ND [0.384]	ND [0.373] UJ-M	- -
Di-n-butyl phthalate	SW8270C	mg/kg	1700		- -	ND [0.384]	ND [0.373]	- -
Di-n-octyl phthalate	SW8270C	mg/kg	2000	2400	- -	ND [0.384]	ND [0.373]	- -
Dibenzo(a,h)anthracene	SW8270C	mg/kg	1	0.062	- -	ND [0.384]	ND [0.373]	- -
Dibenzofuran	SW8270C	mg/kg	7.78	290	- -	ND [0.384]	ND [0.373] UJ-M	- -
Diethyl phthalate	SW8270C	mg/kg	190	49000	- -	ND [0.384]	ND [0.373]	- -
Dimethyl phthalate	SW8270C	mg/kg	1400	100000	- -	ND [0.384]	ND [0.373]	- -
Fluoranthene	SW8270C	mg/kg	2100	2300	- -	ND [0.384]	ND [0.373]	- -
Fluorene	SW8270C	mg/kg	270	2700	- -	ND [0.384]	ND [0.373] UJ-M	- -
Hexachlorobenzene	SW8270C	mg/kg	0.73	0.3	- -	ND [0.384]	ND [0.373] UJ-M	- -
Hexachlorobutadiene	SW8270C	mg/kg	8	6.2	- -	ND [0.384]	ND [0.373] UJ-M	- -
Hexachlorocyclopentadiene	SW8270C	mg/kg	7		- -	ND [0.767]	ND [0.745] UJ-M	- -
Hexachloroethane	SW8270C	mg/kg	1.6	35	- -	ND [0.384]	ND [0.373] UJ-M	- -
Indeno(1,2,3-cd)pyrene	SW8270C	mg/kg	11	0.62	- -	ND [0.384]	ND [0.373]	- -
Isophorone	SW8270C	mg/kg	3	510	- -	ND [0.384]	ND [0.373] UJ-M	- -
Naphthalene	SW8270C	mg/kg	21	56	- -	ND [0.384]	ND [0.373] UJ-M	- -
Nitrobenzene	SW8270C	mg/kg	0.06	20	- -	ND [0.384]	ND [0.373] UJ-M	- -

See flag definitions at the end of this table.

Elmendorf SS83
2003 Test Pit Analytical Data

				Sample ID	JE03ELMTP1SL01-01SO	JE03ELMTP1SL02-01SO	JE03ELMTP1SL03-01SO	JE03ELMTP1SL04-01SO
				Laboratory	CTE	CTE/CASK	CTE/CASK	CTE
				Lab Sample ID	1034183005	1034183006/K230526202	1034183007/K230526203	1034183008
				Collection Date	7/14/03	7/14/03	7/14/03	7/14/03
				Matrix	SO	SO	SO	SO
			Screening Criteria					
Analyte	**Method**	**Units**	**ADEC[1]**	**EPA[2]**				
Pentachlorophenol	SW8270C	mg/kg	0.01	3	- -	ND [1.53]	ND [1.49] UJ-M	- -
Phenanthrene	SW8270C	mg/kg	4300		- -	ND [0.384]	ND [0.373] UJ-M	- -
Phenol	SW8270C	mg/kg	67	37000	- -	ND [0.384]	ND [0.373] UJ-M	- -
Pyrene	SW8270C	mg/kg	1500	2300	- -	ND [0.384]	ND [0.373]	- -
bis(2-Chloroisopropyl)ether	SW8270C	mg/kg		2.9	- -	ND [0.384]	ND [0.373] UJ-M	- -
bis-(2-Chloroethyl)ether	SW8270C	mg/kg	0.002	0.21	- -	ND [0.384]	ND [0.373] UJ-M	- -
bis-(2-chloroethoxy)methane	SW8270C	mg/kg			- -	ND [0.384]	ND [0.373] UJ-M	- -
bis-(2-ethylhexyl)phthalate	SW8270C	mg/kg	590	35	- -	ND [0.384]	ND [0.373] UJ-M	- -
n-Nitrosodi-n-propylamine	SW8270C	mg/kg	0.00036	0.069	- -	ND [0.384]	ND [0.373]	- -
n-Nitrosodimethylamine	SW8270C	mg/kg		0.0095	- -	ND [0.384]	ND [0.373]	- -
n-Nitrosodiphenylamine	SW8270C	mg/kg		99	- -	ND [0.384]	ND [0.373]	- -

See flag definitions at the end of this table.

Elmendorf SS83
2003 Test Pit Analytical Data

		Sample ID			JE03ELMTP1SL05-01SO	JE03ELMTP2SL01-01SO	JE03ELMTP2SL02-01SO	JE03ELMTP2SL03-01SO
		Laboratory			CTE	CTE	CTE/CASK	CTE
		Lab Sample ID			1034183009	1034183001	1034183002/K230526201	1034183003
		Collection Date			7/14/03	7/14/03	7/14/03	7/14/03
		Matrix			SO	SO	SO	SO
			Screening Criteria					
Analyte	**Method**	**Units**	**ADEC[1]**	**EPA[2]**				
Total Solids	A2540G	PERCENT			92.9 [0]	93.7 [0]	95.4 [0]	93.1 [0]
Gasoline Range Organics	AK101	mg/kg	300		ND [1.74] UJ-TE	ND [1.52] UJ-TE	ND [1.58] UJ-TE	ND [1.73] UJ-TE
Diesel Range Organics	AK102	mg/kg	250		6.26 [21.3] UBRL	6.57 [21] UBRL	6.13 [20.5] UBRL	7.01 [21.2] UBRL
Residual Range Organics	AK103	mg/kg	10000		ND [21.3]	ND [21]	ND [20.5]	ND [21.2]
Acenaphthene	PAHSIM	mg/kg	210	3700	ND [0.00536]	ND [0.00541]	ND [0.0053]	ND [0.00522]
Acenaphthylene	PAHSIM	mg/kg	210		ND [0.00536]	ND [0.00541]	ND [0.0053]	ND [0.00522]
Anthracene	PAHSIM	mg/kg	4300	22000	ND [0.00536]	ND [0.00541]	ND [0.0053]	ND [0.00522]
Benzo(a)anthracene	PAHSIM	mg/kg	6	0.62	ND [0.00536]	ND [0.00541]	ND [0.0053]	ND [0.00522]
Benzo(a)pyrene	PAHSIM	mg/kg	1	0.062	ND [0.00536]	ND [0.00541]	ND [0.0053]	ND [0.00522]
Benzo(b)fluoranthene	PAHSIM	mg/kg	11	0.62	ND [0.00536]	ND [0.00541]	ND [0.0053]	ND [0.00522]
Benzo(g,h,i)perylene	PAHSIM	mg/kg	1500		ND [0.00536]	ND [0.00541]	ND [0.0053]	ND [0.00522]
Benzo(k)fluoranthene	PAHSIM	mg/kg	110	6.2	ND [0.00536]	ND [0.00541]	ND [0.0053]	ND [0.00522]
Chrysene	PAHSIM	mg/kg	620	62	ND [0.00536]	ND [0.00541]	ND [0.0053]	ND [0.00522]
Dibenzo(a,h)anthracene	PAHSIM	mg/kg	1	0.062	ND [0.00536]	ND [0.00541]	ND [0.0053]	ND [0.00522]
Fluoranthene	PAHSIM	mg/kg	2100	2300	ND [0.00536]	ND [0.00541]	ND [0.0053]	ND [0.00522]
Fluorene	PAHSIM	mg/kg	270	2600	ND [0.00536]	ND [0.00541]	ND [0.0053]	ND [0.00522]
Indeno(1,2,3-cd)pyrene	PAHSIM	mg/kg	11	0.62	ND [0.00536]	ND [0.00541]	ND [0.0053]	ND [0.00522]
Naphthalene	PAHSIM	mg/kg	21	56	ND [0.00536]	ND [0.00541]	ND [0.0053]	ND [0.00522]
Phenanthrene	PAHSIM	mg/kg	4300		ND [0.00536]	ND [0.00541]	ND [0.0053]	ND [0.00522]
Pyrene	PAHSIM	mg/kg	1500	2300	ND [0.00536]	ND [0.00541]	ND [0.0053]	ND [0.00522]
Arsenic	SW6020	mg/kg	2	0.39	2.69 [1.85]	4.1 [1.83]	4.12 [1.82]	9.27 [1.87]
Barium	SW6020	mg/kg	1100	5400	35.8 [0.308]	40.7 [0.305]	24.1 [0.303]	32.4 [0.311]
Cadmium	SW6020	mg/kg	5	37	ND [0.205]	0.076 [0.203] F	0.068 [0.202] F	0.108 [0.207] F
Chromium	SW6020	mg/kg	26	210	27.2 [0.41]	33.8 [0.406]	20.5 [0.404]	19.8 [0.415]
Lead	SW6020	mg/kg	400	400	3.82 [0.205]	5.42 [0.203]	4.41 [0.202]	4.26 [0.207]
Selenium	SW6020	mg/kg	3.5	390	0.223 [0.513] F	0.314 [0.508] F	0.201 [0.505] F	0.341 [0.518] F
Silver	SW6020	mg/kg	21	390	0.06 [0.103] F	0.072 [0.102] F	0.077 [0.101] F	0.082 [0.104] F
Mercury	SW7471A	mg/kg	1.4	23	0.055 [0.0416]	0.044 [0.0409]	0.065 [0.0407]	0.079 [0.0402]

See flag definitions at the end of this table.

Elmendorf SS83
2003 Test Pit Analytical Data

		Sample ID			JE03ELMTP1SL05-01SO	JE03ELMTP2SL01-01SO	JE03ELMTP2SL02-01SO	JE03ELMTP2SL03-01SO
		Laboratory			CTE	CTE	CTE/CASK	CTE
		Lab Sample ID			1034183009	1034183001	1034183002/K230526201	1034183003
		Collection Date			7/14/03	7/14/03	7/14/03	7/14/03
		Matrix			SO	SO	SO	SO
			Screening Criteria					
Analyte	**Method**	**Units**	**ADEC[1]**	**EPA[2]**				
4,4'-DDD	SW8081A	mg/kg	35	2.4	ND [0.0021]	ND [0.0022]	ND [0.0021]	ND [0.0023]
4,4'-DDE	SW8081A	mg/kg	24	1.7	ND [0.0021]	ND [0.0022]	ND [0.0021]	ND [0.0023]
4,4'-DDT	SW8081A	mg/kg	24	1.7	ND [0.0021]	ND [0.0022]	ND [0.0021]	ND [0.0023]
Aldrin	SW8081A	mg/kg	0.5	0.029	ND [0.0016]	ND [0.0016]	ND [0.0016]	ND [0.0017]
Dieldrin	SW8081A	mg/kg	0.015	0.03	ND [0.0021]	ND [0.0022]	ND [0.0021]	ND [0.0023]
Endosulfan I	SW8081A	mg/kg	7	370	ND [0.0016]	ND [0.0016]	ND [0.0016]	ND [0.0017]
Endosulfan II	SW8081A	mg/kg			ND [0.0021]	ND [0.0022]	ND [0.0021]	ND [0.0023]
Endosulfan sulfate	SW8081A	mg/kg			ND [0.0021]	ND [0.0022]	ND [0.0021]	ND [0.0023]
Endrin	SW8081A	mg/kg	0.3	18	ND [0.0021]	ND [0.0022]	ND [0.0021]	ND [0.0023]
Endrin aldehyde	SW8081A	mg/kg			ND [0.0021]	ND [0.0022]	ND [0.0021]	ND [0.0023]
Endrin ketone	SW8081A	mg/kg			ND [0.0021]	ND [0.0022]	ND [0.0021]	ND [0.0023]
Heptachlor	SW8081A	mg/kg	0.8	0.11	ND [0.0021]	ND [0.0022]	ND [0.0021]	ND [0.0023]
Heptachlor epoxide	SW8081A	mg/kg	0.2	0.053	ND [0.0021]	ND [0.0022]	ND [0.0021]	ND [0.0023]
Methoxychlor	SW8081A	mg/kg	52	310	ND [0.0021]	ND [0.0022]	ND [0.0021]	ND [0.0023]
Toxaphene	SW8081A	mg/kg	8	0.44	ND [0.053]	ND [0.055]	ND [0.054]	ND [0.057]
alpha-BHC	SW8081A	mg/kg	0.0026	0.09	ND [0.0016]	ND [0.0016]	ND [0.0016]	ND [0.0017]
alpha-Chlordane	SW8081A	mg/kg	3	1.6	ND [0.0016]	ND [0.0016]	ND [0.0016]	ND [0.0017]
beta-BHC	SW8081A	mg/kg	0.009	0.32	ND [0.0016]	ND [0.0016]	ND [0.0016]	ND [0.0017]
delta-BHC	SW8081A	mg/kg			ND [0.0016]	ND [0.0016]	ND [0.0016]	ND [0.0017]
gamma-BHC (Lindane)	SW8081A	mg/kg	0.003	0.44	ND [0.0016]	ND [0.0016]	ND [0.0016]	ND [0.0017]
gamma-Chlordane	SW8081A	mg/kg	3		ND [0.0016]	ND [0.0016]	ND [0.0016]	ND [0.0017]
PCB-1016 (Aroclor 1016)	SW8082	mg/kg	1	3.9	ND [0.0526] UJ-C	ND [0.0545] UJ-C	ND [0.0537] UJ-C	ND [0.0572] UJ-C
PCB-1221 (Aroclor 1221)	SW8082	mg/kg	1	0.22	ND [0.0526] UJ-C	ND [0.0545] UJ-C	ND [0.0537] UJ-C	ND [0.0572] UJ-C
PCB-1232 (Aroclor 1232)	SW8082	mg/kg	1	0.22	ND [0.0526] UJ-C	ND [0.0545] UJ-C	ND [0.0537] UJ-C	ND [0.0572] UJ-C
PCB-1242 (Aroclor 1242)	SW8082	mg/kg	1	0.22	ND [0.0526] UJ-C	ND [0.0545] UJ-C	ND [0.0537] UJ-C	ND [0.0572] UJ-C
PCB-1248 (Aroclor 1248)	SW8082	mg/kg	1	0.22	ND [0.0526] UJ-C	ND [0.0545] UJ-C	ND [0.0537] UJ-C	ND [0.0572] UJ-C
PCB-1254 (Aroclor 1254)	SW8082	mg/kg	1	0.22	ND [0.0526] UJ-C	ND [0.0545] UJ-C	ND [0.0537] UJ-C	ND [0.0572] UJ-C
PCB-1260 (Aroclor 1260)	SW8082	mg/kg	1	0.22	ND [0.0526] UJ-C	ND [0.0545] UJ-C	ND [0.0537] UJ-C	ND [0.0572] UJ-C
2,4,5-T	SW8151A	mg/kg		610	- -	- -	ND [0.050]	- -
2,4,5-TP (Silvex)	SW8151A	mg/kg		490	- -	- -	ND [0.050]	- -
2,4-D	SW8151A	mg/kg		690	- -	- -	ND [0.050]	- -

See flag definitions at the end of this table.

Elmendorf SS83
2003 Test Pit Analytical Data

				Sample ID	JE03ELMTP1SL05-01SO	JE03ELMTP2SL01-01SO	JE03ELMTP2SL02-01SO	JE03ELMTP2SL03-01SO
				Laboratory	CTE	CTE	CTE/CASK	CTE
				Lab Sample ID	1034183009	1034183001	1034183002/K230526201	1034183003
				Collection Date	7/14/03	7/14/03	7/14/03	7/14/03
				Matrix	SO	SO	SO	SO
			Screening Criteria					
Analyte	**Method**	**Units**	**ADEC[1]**	**EPA[2]**				
2,4-DB	SW8151A	mg/kg		490	- -	- -	ND [0.050]	- -
Dalapon	SW8151A	mg/kg		1800	- -	- -	ND [0.050]	- -
Dicamba	SW8151A	mg/kg			- -	- -	ND [0.050]	- -
Dichlorprop	SW8151A	mg/kg			- -	- -	ND [0.050]	- -
Dinoseb	SW8151A	mg/kg		61	- -	- -	ND [0.050]	- -
MCPA (2-Methyl-4-chlorophenoxy acetic acid)	SW8151A	mg/kg		31	- -	- -	ND [10.0]	- -
MCPP (2-(2-methyl-4-chlorophenoxy) propanoic acid)	SW8151A	mg/kg		61	- -	- -	ND [10.0]	- -
1,1,1,2-Tetrachloroethane	SW8260B	mg/kg		3.2	- -	- -	ND [0.0012] UJ-TE	- -
1,1,1-Trichloroethane	SW8260B	mg/kg	1	1200	- -	- -	ND [0.0021] UJ-TE	- -
1,1,2,2-Tetrachloroethane	SW8260B	mg/kg	0.017	0.41	- -	- -	ND [0.0004] UJ-TE	- -
1,1,2-Trichloroethane	SW8260B	mg/kg	0.017	0.73	- -	- -	ND [0.0006] UJ-TE	- -
1,1-Dichloroethane	SW8260B	mg/kg	12	510	- -	- -	ND [0.0021] UJ-TE	- -
1,1-Dichloroethene	SW8260B	mg/kg	0.03	120	- -	- -	ND [0.0012] UJ-TE	- -
1,1-Dichloropropene	SW8260B	mg/kg			- -	- -	ND [0.0021] UJ-TE	- -
1,2,3-Trichlorobenzene	SW8260B	mg/kg			- -	- -	ND [0.0021] UJ-TE	- -
1,2,3-Trichloropropane	SW8260B	mg/kg	0.002	0.005	- -	- -	ND [0.0006] UJ-TE	- -
1,2,4-Trichlorobenzene	SW8260B	mg/kg	2	650	- -	- -	ND [0.0021] UJ-TE	- -
1,2,4-Trimethylbenzene	SW8260B	mg/kg	92.2	52	- -	- -	ND [0.0021] UJ-TE	- -
1,2-Dibromo-3-chloropropane	SW8260B	mg/kg		0.45	- -	- -	ND [0.0041] UJ-TE	- -
1,2-Dibromoethane	SW8260B	mg/kg	0.0002	0.0069	- -	- -	ND [0.0021] UJ-TE	- -
1,2-Dichlorobenzene	SW8260B	mg/kg	7	370	- -	- -	ND [0.0021] UJ-TE	- -
1,2-Dichloroethane	SW8260B	mg/kg	0.015	0.28	- -	- -	ND [0.0004] UJ-TE	- -
1,2-Dichloropropane	SW8260B	mg/kg	0.017	0.34	- -	- -	ND [0.0006] UJ-TE	- -
1,3,5-Trimethylbenzene	SW8260B	mg/kg	25	21	- -	- -	ND [0.0021] UJ-TE	- -
1,3-Dichlorobenzene	SW8260B	mg/kg	12.1	16	- -	- -	ND [0.0021] UJ-TE	- -
1,3-Dichloropropane	SW8260B	mg/kg			- -	- -	ND [0.0008] UJ-TE	- -
1,4-Dichlorobenzene	SW8260B	mg/kg	0.8	3.4	- -	- -	ND [0.0008] UJ-TE	- -
1-Chlorohexane	SW8260B	mg/kg			- -	- -	ND [0.0021] UJ-TE	- -
2,2-Dichloropropane	SW8260B	mg/kg			- -	- -	ND [0.0021] UJ-TE	- -
2-Butanone	SW8260B	mg/kg	60	7300	- -	- -	- -	- -
2-Chloroethyl vinyl ether	SW8260B	mg/kg			- -	- -	- -	- -

See flag definitions at the end of this table.

Elmendorf SS83
2003 Test Pit Analytical Data

				Sample ID	JE03ELMTP1SL05-01SO	JE03ELMTP2SL01-01SO	JE03ELMTP2SL02-01SO	JE03ELMTP2SL03-01SO
				Laboratory	CTE	CTE	CTE/CASK	CTE
				Lab Sample ID	1034183009	1034183001	1034183002/K230526201	1034183003
				Collection Date	7/14/03	7/14/03	7/14/03	7/14/03
				Matrix	SO	SO	SO	SO
			Screening Criteria					
Analyte	**Method**	**Units**	**ADEC[1]**	**EPA[2]**				
2-Chlorotoluene	SW8260B	mg/kg		160	- -	- -	ND [0.0021] UJ-TE	- -
2-Hexanone	SW8260B	mg/kg			- -	- -	- -	- -
4-Chlorotoluene	SW8260B	mg/kg			- -	- -	ND [0.0021] UJ-TE	- -
4-Isopropyltoluene	SW8260B	mg/kg			- -	- -	ND [0.0021] UJ-TE	- -
4-Methyl-2-pentanone	SW8260B	mg/kg			- -	- -	ND [0.0083] UJ-TE	- -
Acetone	SW8260B	mg/kg	10	1600	- -	- -	0.039 [0.0206] F, J-TE	- -
Benzene	SW8260B	mg/kg	0.02	0.6	- -	- -	ND [0.0008] UJ-TE	- -
Bromobenzene	SW8260B	mg/kg		28	- -	- -	ND [0.0021] UJ-TE	- -
Bromochloromethane	SW8260B	mg/kg			- -	- -	ND [0.0021] UJ-TE	- -
Bromodichloromethane	SW8260B	mg/kg	0.35	0.82	- -	- -	ND [0.0008] UJ-TE	- -
Bromoform	SW8260B	mg/kg	0.38	62	- -	- -	ND [0.0021] UJ-TE	- -
Bromomethane	SW8260B	mg/kg	1.1	3.9	- -	- -	ND [0.0041] UJ-TE	- -
Carbon disulfide	SW8260B	mg/kg			- -	- -	0.001 [0.0041] F, J-TE	- -
Carbon tetrachloride	SW8260B	mg/kg	0.03	0.25	- -	- -	ND [0.0012] UJ-TE	- -
Chlorobenzene	SW8260B	mg/kg	0.6	150	- -	- -	ND [0.0008] UJ-TE	- -
Chloroethane	SW8260B	mg/kg		3	- -	- -	ND [0.0021] UJ-TE	- -
Chloroform	SW8260B	mg/kg	0.34	3.6	- -	- -	ND [0.0008] UJ-TE	- -
Chloromethane	SW8260B	mg/kg		1.2	- -	- -	ND [0.0021] UJ-TE	- -
Dibromochloromethane	SW8260B	mg/kg	0.2	1.1	- -	- -	ND [0.0012] UJ-TE	- -
Dibromomethane	SW8260B	mg/kg	1.1		- -	- -	ND [0.0021] UJ-TE	- -
Dichlorodifluoromethane	SW8260B	mg/kg	60	94	- -	- -	ND [0.0021] UJ-TE	- -
Ethylbenzene	SW8260B	mg/kg	5.5	8.9	- -	- -	ND [0.0021] UJ-TE	- -
Hexachlorobutadiene	SW8260B	mg/kg	8	6.2	- -	- -	ND [0.0012] UJ-TE	- -
Isopropylbenzene	SW8260B	mg/kg	227	570	- -	- -	ND [0.0021] UJ-TE	- -
Methyl-tert-butyl ether (MTBE)	SW8260B	mg/kg			- -	- -	ND [0.0083] UJ-TE	- -
Methylene chloride	SW8260B	mg/kg	0.015	9.1	- -	- -	ND [0.0021] UJ-TE	- -
Naphthalene	SW8260B	mg/kg	21	56	- -	- -	ND [0.0021] UJ-TE	- -
Styrene	SW8260B	mg/kg	1.3	1700	- -	- -	ND [0.0021] UJ-TE	- -
Tetrachloroethene (PCE)	SW8260B	mg/kg	0.03	1.5	- -	- -	ND [0.001] UJ-TE	- -
Toluene	SW8260B	mg/kg	5.4	520	- -	- -	ND [0.0021] UJ-TE	- -
Trichloroethene (TCE)	SW8260B	mg/kg	0.027	0.053	- -	- -	ND [0.0008] UJ-TE	- -
Trichlorofluoromethane	SW8260B	mg/kg		390	- -	- -	ND [0.0021] UJ-TE	- -
Vinyl chloride	SW8260B	mg/kg	0.009	0.079	- -	- -	ND [0.0003] UJ-TE	- -
Xylene, Isomers m & p	SW8260B	mg/kg	78	270	- -	- -	ND [0.0021] UJ-TE	- -

See flag definitions at the end of this table.

Elmendorf SS83
2003 Test Pit Analytical Data

				Sample ID	JE03ELMTP1SL05-01SO	JE03ELMTP2SL01-01SO	JE03ELMTP2SL02-01SO	JE03ELMTP2SL03-01SO
				Laboratory	CTE	CTE	CTE/CASK	CTE
				Lab Sample ID	1034183009	1034183001	1034183002/K230526201	1034183003
				Collection Date	7/14/03	7/14/03	7/14/03	7/14/03
				Matrix	SO	SO	SO	SO
			Screening Criteria					
Analyte	**Method**	**Units**	**ADEC[1]**	**EPA[2]**				
cis-1,2-Dichloroethene	SW8260B	mg/kg	0.2	43	- -	- -	ND [0.0021] UJ-TE	- -
cis-1,3-Dichloropropene	SW8260B	mg/kg		0.78	- -	- -	ND [0.0008] UJ-TE	- -
n-Butylbenzene	SW8260B	mg/kg		240	- -	- -	ND [0.0021] UJ-TE	- -
n-Propylbenzene	SW8260B	mg/kg			- -	- -	ND [0.0021] UJ-TE	- -
o-Xylene	SW8260B	mg/kg	78	270	- -	- -	ND [0.0021] UJ-TE	- -
sec-Butylbenzene	SW8260B	mg/kg		220	- -	- -	ND [0.0021] UJ-TE	- -
tert-Butylbenzene	SW8260B	mg/kg		390	- -	- -	ND [0.0021] UJ-TE	- -
trans-1,2-Dichloroethene	SW8260B	mg/kg	0.4	69	- -	- -	ND [0.0021] UJ-TE	- -
trans-1,3-Dichloropropene	SW8260B	mg/kg		0.78	- -	- -	ND [0.0021] UJ-TE	- -
1,2,4-Trichlorobenzene	SW8270C	mg/kg	2	650	- -	- -	ND [0.393]	- -
1,2-Dichlorobenzene	SW8270C	mg/kg	7	370	- -	- -	ND [0.393]	- -
1,3-Dichlorobenzene	SW8270C	mg/kg	12.1	16	- -	- -	ND [0.393]	- -
1,4-Dichlorobenzene	SW8270C	mg/kg	0.8	3.4	- -	- -	ND [0.393]	- -
2,4,5-Trichlorophenol	SW8270C	mg/kg	90	6100	- -	- -	ND [0.393]	- -
2,4,6-Trichlorophenol	SW8270C	mg/kg	0.6	6.1	- -	- -	ND [0.393]	- -
2,4-Dichlorophenol	SW8270C	mg/kg	0.45	180	- -	- -	ND [0.393]	- -
2,4-Dimethylphenol	SW8270C	mg/kg	4	1200	- -	- -	ND [0.393]	- -
2,4-Dinitrophenol	SW8270C	mg/kg	0.2	120	- -	- -	ND [3.14]	- -
2,4-Dinitrotoluene	SW8270C	mg/kg	0.005	120	- -	- -	ND [0.393]	- -
2,6-Dinitrotoluene	SW8270C	mg/kg	0.0044	61	- -	- -	ND [0.393]	- -
2-Chloronaphthalene	SW8270C	mg/kg	70	4900	- -	- -	ND [0.393]	- -
2-Chlorophenol	SW8270C	mg/kg	1.4	63	- -	- -	ND [0.393]	- -
2-Methyl-4,6-dinitrophenol	SW8270C	mg/kg			- -	- -	ND [3.14]	- -
2-Methylnaphthalene	SW8270C	mg/kg	60.9		- -	- -	ND [0.393]	- -
2-Methylphenol (o-Cresol)	SW8270C	mg/kg	7	3100	- -	- -	ND [0.393]	- -
2-Nitroaniline	SW8270C	mg/kg		1.7	- -	- -	ND [0.393]	- -
2-Nitrophenol	SW8270C	mg/kg			- -	- -	ND [0.393]	- -
3,3'-Dichlorobenzidine	SW8270C	mg/kg	0.02	1.1	- -	- -	ND [0.393]	- -
3-Methylphenol/4-Methylphenol Coelution	SW8270C	mg/kg			- -	- -	ND [0.472]	- -
3-Nitroaniline	SW8270C	mg/kg			- -	- -	ND [0.393]	- -
4-Bromophenyl phenyl ether	SW8270C	mg/kg			- -	- -	ND [0.393]	- -
4-Chloro-3-methylphenol	SW8270C	mg/kg			- -	- -	ND [0.393]	- -

See flag definitions at the end of this table.

Elmendorf SS83
2003 Test Pit Analytical Data

				Sample ID	JE03ELMTP1SL05-01SO	JE03ELMTP2SL01-01SO	JE03ELMTP2SL02-01SO	JE03ELMTP2SL03-01SO
				Laboratory	CTE	CTE	CTE/CASK	CTE
				Lab Sample ID	1034183009	1034183001	1034183002/K230526201	1034183003
				Collection Date	7/14/03	7/14/03	7/14/03	7/14/03
				Matrix	SO	SO	SO	SO
			Screening Criteria					
Analyte	**Method**	**Units**	**ADEC[1]**	**EPA[2]**				
4-Chloroaniline	SW8270C	mg/kg	0.5	240	- -	- -	ND [0.393]	- -
4-Chlorophenyl phenyl ether	SW8270C	mg/kg			- -	- -	ND [0.393]	- -
4-Nitroaniline	SW8270C	mg/kg			- -	- -	ND [0.786]	- -
4-Nitrophenol	SW8270C	mg/kg			- -	- -	ND [1.57]	- -
Acenaphthene	SW8270C	mg/kg	210	3700	- -	- -	ND [0.393]	- -
Acenaphthylene	SW8270C	mg/kg	210	6100	- -	- -	ND [0.393]	- -
Aniline	SW8270C	mg/kg			- -	- -	ND [0.393]	- -
Anthracene	SW8270C	mg/kg	4300	22000	- -	- -	ND [0.393]	- -
Azobenzene	SW8270C	mg/kg			- -	- -	ND [0.393]	- -
Benzo(a)anthracene	SW8270C	mg/kg	6	0.62	- -	- -	ND [0.393]	- -
Benzo(a)pyrene	SW8270C	mg/kg	1	0.062	- -	- -	ND [0.393]	- -
Benzo(b)fluoranthene	SW8270C	mg/kg	11	0.62	- -	- -	ND [0.393]	- -
Benzo(g,h,i)perylene	SW8270C	mg/kg	1500		- -	- -	ND [0.393]	- -
Benzo(k)fluoranthene	SW8270C	mg/kg	110	6.2	- -	- -	ND [0.393]	- -
Benzoic acid	SW8270C	mg/kg	390	100000	- -	- -	ND [1.57]	- -
Benzyl alcohol	SW8270C	mg/kg			- -	- -	ND [0.393]	- -
Benzyl butyl phthalate	SW8270C	mg/kg	5600	12000	- -	- -	ND [0.393]	- -
Chrysene	SW8270C	mg/kg	620	62	- -	- -	ND [0.393]	- -
Di-n-butyl phthalate	SW8270C	mg/kg	1700		- -	- -	ND [0.393]	- -
Di-n-octyl phthalate	SW8270C	mg/kg	2000	2400	- -	- -	ND [0.393]	- -
Dibenzo(a,h)anthracene	SW8270C	mg/kg	1	0.062	- -	- -	ND [0.393]	- -
Dibenzofuran	SW8270C	mg/kg	7.78	290	- -	- -	ND [0.393]	- -
Diethyl phthalate	SW8270C	mg/kg	190	49000	- -	- -	ND [0.393]	- -
Dimethyl phthalate	SW8270C	mg/kg	1400	100000	- -	- -	ND [0.393]	- -
Fluoranthene	SW8270C	mg/kg	2100	2300	- -	- -	ND [0.393]	- -
Fluorene	SW8270C	mg/kg	270	2700	- -	- -	ND [0.393]	- -
Hexachlorobenzene	SW8270C	mg/kg	0.73	0.3	- -	- -	ND [0.393]	- -
Hexachlorobutadiene	SW8270C	mg/kg	8	6.2	- -	- -	ND [0.393]	- -
Hexachlorocyclopentadiene	SW8270C	mg/kg	7		- -	- -	ND [0.786]	- -
Hexachloroethane	SW8270C	mg/kg	1.6	35	- -	- -	ND [0.393]	- -
Indeno(1,2,3-cd)pyrene	SW8270C	mg/kg	11	0.62	- -	- -	ND [0.393]	- -
Isophorone	SW8270C	mg/kg	3	510	- -	- -	ND [0.393]	- -
Naphthalene	SW8270C	mg/kg	21	56	- -	- -	ND [0.393]	- -
Nitrobenzene	SW8270C	mg/kg	0.06	20	- -	- -	ND [0.393]	- -

See flag definitions at the end of this table.

Elmendorf SS83
2003 Test Pit Analytical Data

				Sample ID	JE03ELMTP1SL05-01SO	JE03ELMTP2SL01-01SO	JE03ELMTP2SL02-01SO	JE03ELMTP2SL03-01SO
				Laboratory	CTE	CTE	CTE/CASK	CTE
				Lab Sample ID	1034183009	1034183001	1034183002/K230526201	1034183003
				Collection Date	7/14/03	7/14/03	7/14/03	7/14/03
				Matrix	SO	SO	SO	SO
			Screening Criteria					
Analyte	**Method**	**Units**	**ADEC[1]**	**EPA[2]**				
Pentachlorophenol	SW8270C	mg/kg	0.01	3	- -	- -	ND [1.57]	- -
Phenanthrene	SW8270C	mg/kg	4300		- -	- -	ND [0.393]	- -
Phenol	SW8270C	mg/kg	67	37000	- -	- -	ND [0.393]	- -
Pyrene	SW8270C	mg/kg	1500	2300	- -	- -	ND [0.393]	- -
bis(2-Chloroisopropyl)ether	SW8270C	mg/kg		2.9	- -	- -	ND [0.393]	- -
bis-(2-Chloroethyl)ether	SW8270C	mg/kg	0.002	0.21	- -	- -	ND [0.393]	- -
bis-(2-chloroethoxy)methane	SW8270C	mg/kg			- -	- -	ND [0.393]	- -
bis-(2-ethylhexyl)phthalate	SW8270C	mg/kg	590	35	- -	- -	ND [0.393]	- -
n-Nitrosodi-n-propylamine	SW8270C	mg/kg	0.00036	0.069	- -	- -	ND [0.393]	- -
n-Nitrosodimethylamine	SW8270C	mg/kg		0.0095	- -	- -	ND [0.393]	- -
n-Nitrosodiphenylamine	SW8270C	mg/kg		99	- -	- -	ND [0.393]	- -

See flag definitions at the end of this table.

Elmendorf SS83
2003 Test Pit Analytical Data

		Sample ID			JE03ELMTP2SL04-01SO	JE03ELMTP3SL01-01SO	JE03ELMTP3SL02-01SO	JE03ELMTP4SL01-01SO
		Laboratory			CTE	CTE	CTE	CTE/CASK
		Lab Sample ID			1034183004	1034316001	1034316002	1034316003/K230526204
		Collection Date			7/14/03	7/15/03	7/15/03	7/15/03
		Matrix			SO	SO	SO	SO
			Screening Criteria					
Analyte	**Method**	**Units**	**ADEC[1]**	**EPA[2]**				
Total Solids	A2540G	PERCENT			94.7 [0]	96.7 [0]	90.1 [0]	95.3 [0]
Gasoline Range Organics	AK101	mg/kg	300		ND [1.77] UJ-TE	ND [2.23]	ND [2.77]	ND [2.51]
Diesel Range Organics	AK102	mg/kg	250		6.39 [21] UBRL	4.19 [21.3] F	4.18 [21.9] F	10.5 [22.5] F
Residual Range Organics	AK103	mg/kg	10000		ND [21]	9.54 [21.3] UBRL	14.7 [21.9] UBRL	20.9 [22.5] UBRL
Acenaphthene	PAHSIM	mg/kg	210	3700	ND [0.00503]	ND [0.00538]	ND [0.0055]	ND [0.0529]
Acenaphthylene	PAHSIM	mg/kg	210		ND [0.00503]	ND [0.00538]	ND [0.0055]	ND [0.0529]
Anthracene	PAHSIM	mg/kg	4300	22000	ND [0.00503]	ND [0.00538]	ND [0.0055]	ND [0.0529]
Benzo(a)anthracene	PAHSIM	mg/kg	6	0.62	ND [0.00503]	ND [0.00538]	ND [0.0055]	ND [0.0529]
Benzo(a)pyrene	PAHSIM	mg/kg	1	0.062	ND [0.00503]	ND [0.00538]	ND [0.0055]	ND [0.0529]
Benzo(b)fluoranthene	PAHSIM	mg/kg	11	0.62	ND [0.00503]	ND [0.00538]	ND [0.0055]	ND [0.0529]
Benzo(g,h,i)perylene	PAHSIM	mg/kg	1500		ND [0.00503]	ND [0.00538]	ND [0.0055]	ND [0.0529]
Benzo(k)fluoranthene	PAHSIM	mg/kg	110	6.2	ND [0.00503]	ND [0.00538]	ND [0.0055]	ND [0.0529]
Chrysene	PAHSIM	mg/kg	620	62	ND [0.00503]	ND [0.00538]	ND [0.0055]	ND [0.0529]
Dibenzo(a,h)anthracene	PAHSIM	mg/kg	1	0.062	ND [0.00503]	ND [0.00538]	ND [0.0055]	ND [0.0529]
Fluoranthene	PAHSIM	mg/kg	2100	2300	ND [0.00503]	ND [0.00538]	ND [0.0055]	ND [0.0529]
Fluorene	PAHSIM	mg/kg	270	2600	ND [0.00503]	ND [0.00538]	ND [0.0055]	ND [0.0529]
Indeno(1,2,3-cd)pyrene	PAHSIM	mg/kg	11	0.62	ND [0.00503]	ND [0.00538]	ND [0.0055]	ND [0.0529]
Naphthalene	PAHSIM	mg/kg	21	56	ND [0.00503]	ND [0.00538]	ND [0.0055]	ND [0.0529]
Phenanthrene	PAHSIM	mg/kg	4300		ND [0.00503]	ND [0.00538]	ND [0.0055]	ND [0.0529]
Pyrene	PAHSIM	mg/kg	1500	2300	ND [0.00503]	ND [0.00538]	ND [0.0055]	ND [0.0529]
Arsenic	SW6020	mg/kg	2	0.39	10.9 [1.83]	5.84 [1.8]	5.57 [1.95]	5.37 [1.85]
Barium	SW6020	mg/kg	1100	5400	29.4 [0.305]	41.6 [0.3]	72.6 [0.324]	52.9 [0.308]
Cadmium	SW6020	mg/kg	5	37	0.134 [0.203] F	0.15 [0.2] F	0.111 [0.216] F	0.096 [0.205] F
Chromium	SW6020	mg/kg	26	210	36.4 [0.406]	29.7 [0.4]	43.3 [0.432]	34.2 [0.41]
Lead	SW6020	mg/kg	400	400	3.8 [0.203]	5.82 [0.2]	5.61 [0.216]	5.66 [0.205]
Selenium	SW6020	mg/kg	3.5	390	0.157 [0.508] F	1.05 [0.5]	0.631 [0.54]	0.345 [0.513] F
Silver	SW6020	mg/kg	21	390	0.063 [0.102] F	0.083 [0.0999] F	0.075 [0.108] F	0.054 [0.103] F
Mercury	SW7471A	mg/kg	1.4	23	0.053 [0.0412]	0.113 [0.04]	0.114 [0.0431]	0.048 [0.0399]

See flag definitions at the end of this table.

Elmendorf SS83
2003 Test Pit Analytical Data

		Sample ID			JE03ELMTP2SL04-01SO	JE03ELMTP3SL01-01SO	JE03ELMTP3SL02-01SO	JE03ELMTP4SL01-01SO
		Laboratory			CTE	CTE	CTE	CTE/CASK
		Lab Sample ID			1034183004	1034316001	1034316002	1034316003/K230526204
		Collection Date			7/14/03	7/15/03	7/15/03	7/15/03
		Matrix			SO	SO	SO	SO
			Screening Criteria					
Analyte	**Method**	**Units**	**ADEC[1]**	**EPA[2]**				
4,4'-DDD	SW8081A	mg/kg	35	2.4	ND [0.002]	ND [0.0025]	ND [0.0022]	ND [0.011]
4,4'-DDE	SW8081A	mg/kg	24	1.7	ND [0.002]	ND [0.0025]	ND [0.0022]	0.004 [0.011] F
4,4'-DDT	SW8081A	mg/kg	24	1.7	ND [0.002]	ND [0.0025]	ND [0.0022]	0.029 [0.011]
Aldrin	SW8081A	mg/kg	0.5	0.029	ND [0.0015]	ND [0.0019]	ND [0.0017]	ND [0.0085]
Dieldrin	SW8081A	mg/kg	0.015	0.03	ND [0.002]	ND [0.0025]	ND [0.0022]	ND [0.011]
Endosulfan I	SW8081A	mg/kg	7	370	ND [0.0015]	ND [0.0019]	ND [0.0017]	ND [0.0085]
Endosulfan II	SW8081A	mg/kg			ND [0.002]	ND [0.0025]	ND [0.0022]	ND [0.011]
Endosulfan sulfate	SW8081A	mg/kg			ND [0.002]	ND [0.0025]	ND [0.0022]	ND [0.011]
Endrin	SW8081A	mg/kg	0.3	18	ND [0.002]	ND [0.0025]	ND [0.0022]	ND [0.011]
Endrin aldehyde	SW8081A	mg/kg			ND [0.002]	ND [0.0025]	ND [0.0022]	ND [0.011]
Endrin ketone	SW8081A	mg/kg			ND [0.002]	ND [0.0025]	ND [0.0022]	ND [0.011]
Heptachlor	SW8081A	mg/kg	0.8	0.11	ND [0.002]	ND [0.0025]	ND [0.0022]	ND [0.011]
Heptachlor epoxide	SW8081A	mg/kg	0.2	0.053	ND [0.002]	ND [0.0025]	ND [0.0022]	ND [0.011]
Methoxychlor	SW8081A	mg/kg	52	310	ND [0.002]	ND [0.0025]	ND [0.0022]	ND [0.011]
Toxaphene	SW8081A	mg/kg	8	0.44	ND [0.05]	ND [0.062]	ND [0.055]	ND [0.28]
alpha-BHC	SW8081A	mg/kg	0.0026	0.09	ND [0.0015]	ND [0.0019]	ND [0.0017]	ND [0.0085]
alpha-Chlordane	SW8081A	mg/kg	3	1.6	ND [0.0015]	ND [0.0019]	ND [0.0017]	ND [0.0085]
beta-BHC	SW8081A	mg/kg	0.009	0.32	ND [0.0015]	ND [0.0019]	ND [0.0017]	ND [0.0085]
delta-BHC	SW8081A	mg/kg			ND [0.0015]	ND [0.0019]	ND [0.0017]	ND [0.0085]
gamma-BHC (Lindane)	SW8081A	mg/kg	0.003	0.44	ND [0.0015]	ND [0.0019]	ND [0.0017]	ND [0.0085]
gamma-Chlordane	SW8081A	mg/kg	3		ND [0.0015]	ND [0.0019]	ND [0.0017]	ND [0.0085]
PCB-1016 (Aroclor 1016)	SW8082	mg/kg	1	3.9	ND [0.0501] UJ-C	ND [0.0618]	ND [0.0552]	ND [0.0564]
PCB-1221 (Aroclor 1221)	SW8082	mg/kg	1	0.22	ND [0.0501] UJ-C	ND [0.0618]	ND [0.0552]	ND [0.0564]
PCB-1232 (Aroclor 1232)	SW8082	mg/kg	1	0.22	ND [0.0501] UJ-C	ND [0.0618]	ND [0.0552]	ND [0.0564]
PCB-1242 (Aroclor 1242)	SW8082	mg/kg	1	0.22	ND [0.0501] UJ-C	ND [0.0618]	ND [0.0552]	ND [0.0564]
PCB-1248 (Aroclor 1248)	SW8082	mg/kg	1	0.22	ND [0.0501] UJ-C	ND [0.0618]	ND [0.0552]	ND [0.0564]
PCB-1254 (Aroclor 1254)	SW8082	mg/kg	1	0.22	ND [0.0501] UJ-C	ND [0.0618]	ND [0.0552]	ND [0.0564]
PCB-1260 (Aroclor 1260)	SW8082	mg/kg	1	0.22	ND [0.0501] UJ-C	ND [0.0618]	ND [0.0552]	ND [0.0564]
2,4,5-T	SW8151A	mg/kg		610	- -	- -	- -	ND [0.050]
2,4,5-TP (Silvex)	SW8151A	mg/kg		490	- -	- -	- -	ND [0.050]
2,4-D	SW8151A	mg/kg		690	- -	- -	- -	ND [0.050]

See flag definitions at the end of this table.

Elmendorf SS83
2003 Test Pit Analytical Data

				Sample ID	JE03ELMTP2SL04-01SO	JE03ELMTP3SL01-01SO	JE03ELMTP3SL02-01SO	JE03ELMTP4SL01-01SO
				Laboratory	CTE	CTE	CTE	CTE/CASK
				Lab Sample ID	1034183004	1034316001	1034316002	1034316003/K230526204
				Collection Date	7/14/03	7/15/03	7/15/03	7/15/03
				Matrix	SO	SO	SO	SO
			Screening Criteria					
Analyte	**Method**	**Units**	**ADEC[1]**	**EPA[2]**				
2,4-DB	SW8151A	mg/kg		490	- -	- -	- -	ND [0.050]
Dalapon	SW8151A	mg/kg		1800	- -	- -	- -	ND [0.050]
Dicamba	SW8151A	mg/kg			- -	- -	- -	ND [0.050]
Dichlorprop	SW8151A	mg/kg			- -	- -	- -	ND [0.050]
Dinoseb	SW8151A	mg/kg		61	- -	- -	- -	ND [0.050]
MCPA (2-Methyl-4-chlorophenoxy acetic acid)	SW8151A	mg/kg		31	- -	- -	- -	ND [10.0]
MCPP (2-(2-methyl-4-chlorophenoxy) propanoic acid)	SW8151A	mg/kg		61	- -	- -	- -	ND [10.0]
1,1,1,2-Tetrachloroethane	SW8260B	mg/kg		3.2	- -	- -	- -	ND [0.0251]
1,1,1-Trichloroethane	SW8260B	mg/kg	1	1200	- -	- -	- -	ND [0.0251]
1,1,2,2-Tetrachloroethane	SW8260B	mg/kg	0.017	0.41	- -	- -	- -	ND [0.0251]
1,1,2-Trichloroethane	SW8260B	mg/kg	0.017	0.73	- -	- -	- -	ND [0.0151]
1,1-Dichloroethane	SW8260B	mg/kg	12	510	- -	- -	- -	ND [0.0251]
1,1-Dichloroethene	SW8260B	mg/kg	0.03	120	- -	- -	- -	ND [0.0502]
1,1-Dichloropropene	SW8260B	mg/kg			- -	- -	- -	ND [0.0251]
1,2,3-Trichlorobenzene	SW8260B	mg/kg			- -	- -	- -	ND [0.0301]
1,2,3-Trichloropropane	SW8260B	mg/kg	0.002	0.005	- -	- -	- -	ND [0.0502]
1,2,4-Trichlorobenzene	SW8260B	mg/kg	2	650	- -	- -	- -	ND [0.0301]
1,2,4-Trimethylbenzene	SW8260B	mg/kg	92.2	52	- -	- -	- -	ND [0.0502]
1,2-Dibromo-3-chloropropane	SW8260B	mg/kg		0.45	- -	- -	- -	ND [0.1]
1,2-Dibromoethane	SW8260B	mg/kg	0.0002	0.0069	- -	- -	- -	ND [0.0251]
1,2-Dichlorobenzene	SW8260B	mg/kg	7	370	- -	- -	- -	ND [0.0251]
1,2-Dichloroethane	SW8260B	mg/kg	0.015	0.28	- -	- -	- -	ND [0.0131]
1,2-Dichloropropane	SW8260B	mg/kg	0.017	0.34	- -	- -	- -	ND [0.0131]
1,3,5-Trimethylbenzene	SW8260B	mg/kg	25	21	- -	- -	- -	ND [0.0502]
1,3-Dichlorobenzene	SW8260B	mg/kg	12.1	16	- -	- -	- -	ND [0.0251]
1,3-Dichloropropane	SW8260B	mg/kg			- -	- -	- -	ND [0.0251]
1,4-Dichlorobenzene	SW8260B	mg/kg	0.8	3.4	- -	- -	- -	ND [0.0251]
1-Chlorohexane	SW8260B	mg/kg			- -	- -	- -	ND [0.0251]
2,2-Dichloropropane	SW8260B	mg/kg			- -	- -	- -	ND [0.0251]
2-Butanone	SW8260B	mg/kg	60	7300	- -	- -	- -	ND [0.251]
2-Chloroethyl vinyl ether	SW8260B	mg/kg			- -	- -	- -	ND [0.251]

See flag definitions at the end of this table.

Elmendorf SS83
2003 Test Pit Analytical Data

				Sample ID	JE03ELMTP2SL04-01SO	JE03ELMTP3SL01-01SO	JE03ELMTP3SL02-01SO	JE03ELMTP4SL01-01SO
				Laboratory	CTE	CTE	CTE	CTE/CASK
				Lab Sample ID	1034183004	1034316001	1034316002	1034316003/K230526204
				Collection Date	7/14/03	7/15/03	7/15/03	7/15/03
				Matrix	SO	SO	SO	SO
			Screening Criteria					
Analyte	**Method**	**Units**	**ADEC[1]**	**EPA[2]**				
2-Chlorotoluene	SW8260B	mg/kg		160	- -	- -	- -	ND [0.0251]
2-Hexanone	SW8260B	mg/kg			- -	- -	- -	ND [0.251]
4-Chlorotoluene	SW8260B	mg/kg			- -	- -	- -	ND [0.0251]
4-Isopropyltoluene	SW8260B	mg/kg			- -	- -	- -	ND [0.0251]
4-Methyl-2-pentanone	SW8260B	mg/kg			- -	- -	- -	ND [0.251]
Acetone	SW8260B	mg/kg	10	1600	- -	- -	- -	ND [1] UJ-C
Benzene	SW8260B	mg/kg	0.02	0.6	- -	- -	- -	ND [0.0131]
Bromobenzene	SW8260B	mg/kg		28	- -	- -	- -	ND [0.0251]
Bromochloromethane	SW8260B	mg/kg			- -	- -	- -	ND [0.0251]
Bromodichloromethane	SW8260B	mg/kg	0.35	0.82	- -	- -	- -	ND [0.0251]
Bromoform	SW8260B	mg/kg	0.38	62	- -	- -	- -	ND [0.0251]
Bromomethane	SW8260B	mg/kg	1.1	3.9	- -	- -	- -	ND [0.1]
Carbon disulfide	SW8260B	mg/kg			- -	- -	- -	- -
Carbon tetrachloride	SW8260B	mg/kg	0.03	0.25	- -	- -	- -	ND [0.0251]
Chlorobenzene	SW8260B	mg/kg	0.6	150	- -	- -	- -	ND [0.0251]
Chloroethane	SW8260B	mg/kg		3	- -	- -	- -	ND [0.1]
Chloroform	SW8260B	mg/kg	0.34	3.6	- -	- -	- -	ND [0.0251]
Chloromethane	SW8260B	mg/kg		1.2	- -	- -	- -	ND [0.125]
Dibromochloromethane	SW8260B	mg/kg	0.2	1.1	- -	- -	- -	ND [0.0251]
Dibromomethane	SW8260B	mg/kg	1.1		- -	- -	- -	ND [0.0251]
Dichlorodifluoromethane	SW8260B	mg/kg	60	94	- -	- -	- -	ND [0.0251]
Ethylbenzene	SW8260B	mg/kg	5.5	8.9	- -	- -	- -	ND [0.0502]
Hexachlorobutadiene	SW8260B	mg/kg	8	6.2	- -	- -	- -	ND [0.0301]
Isopropylbenzene	SW8260B	mg/kg	227	570	- -	- -	- -	ND [0.0251]
Methyl-tert-butyl ether (MTBE)	SW8260B	mg/kg			- -	- -	- -	ND [0.0251]
Methylene chloride	SW8260B	mg/kg	0.015	9.1	- -	- -	- -	ND [0.1]
Naphthalene	SW8260B	mg/kg	21	56	- -	- -	- -	ND [0.0502]
Styrene	SW8260B	mg/kg	1.3	1700	- -	- -	- -	ND [0.0251]
Tetrachloroethene (PCE)	SW8260B	mg/kg	0.03	1.5	- -	- -	- -	ND [0.0251]
Toluene	SW8260B	mg/kg	5.4	520	- -	- -	- -	ND [0.0502]
Trichloroethene (TCE)	SW8260B	mg/kg	0.027	0.053	- -	- -	- -	ND [0.0201]
Trichlorofluoromethane	SW8260B	mg/kg		390	- -	- -	- -	ND [0.0251]
Vinyl chloride	SW8260B	mg/kg	0.009	0.079	- -	- -	- -	ND [0.0151]
Xylene, Isomers m & p	SW8260B	mg/kg	78	270	- -	- -	- -	ND [0.0502]

See flag definitions at the end of this table.

Elmendorf SS83
2003 Test Pit Analytical Data

				Sample ID	JE03ELMTP2SL04-01SO	JE03ELMTP3SL01-01SO	JE03ELMTP3SL02-01SO	JE03ELMTP4SL01-01SO
				Laboratory	CTE	CTE	CTE	CTE/CASK
				Lab Sample ID	1034183004	1034316001	1034316002	1034316003/K230526204
				Collection Date	7/14/03	7/15/03	7/15/03	7/15/03
				Matrix	SO	SO	SO	SO
			Screening Criteria					
Analyte	**Method**	**Units**	**ADEC[1]**	**EPA[2]**				
cis-1,2-Dichloroethene	SW8260B	mg/kg	0.2	43	- -	- -	- -	ND [0.0251]
cis-1,3-Dichloropropene	SW8260B	mg/kg		0.78	- -	- -	- -	ND [0.0201]
n-Butylbenzene	SW8260B	mg/kg		240	- -	- -	- -	ND [0.0251]
n-Propylbenzene	SW8260B	mg/kg			- -	- -	- -	ND [0.0251]
o-Xylene	SW8260B	mg/kg	78	270	- -	- -	- -	ND [0.0502]
sec-Butylbenzene	SW8260B	mg/kg		220	- -	- -	- -	ND [0.0251]
tert-Butylbenzene	SW8260B	mg/kg		390	- -	- -	- -	ND [0.0251]
trans-1,2-Dichloroethene	SW8260B	mg/kg	0.4	69	- -	- -	- -	ND [0.0251]
trans-1,3-Dichloropropene	SW8260B	mg/kg		0.78	- -	- -	- -	ND [0.0251]
1,2,4-Trichlorobenzene	SW8270C	mg/kg	2	650	- -	- -	- -	ND [0.391]
1,2-Dichlorobenzene	SW8270C	mg/kg	7	370	- -	- -	- -	ND [0.391]
1,3-Dichlorobenzene	SW8270C	mg/kg	12.1	16	- -	- -	- -	ND [0.391]
1,4-Dichlorobenzene	SW8270C	mg/kg	0.8	3.4	- -	- -	- -	ND [0.391]
2,4,5-Trichlorophenol	SW8270C	mg/kg	90	6100	- -	- -	- -	ND [0.391]
2,4,6-Trichlorophenol	SW8270C	mg/kg	0.6	6.1	- -	- -	- -	ND [0.391]
2,4-Dichlorophenol	SW8270C	mg/kg	0.45	180	- -	- -	- -	ND [0.391]
2,4-Dimethylphenol	SW8270C	mg/kg	4	1200	- -	- -	- -	ND [0.391]
2,4-Dinitrophenol	SW8270C	mg/kg	0.2	120	- -	- -	- -	ND [3.13]
2,4-Dinitrotoluene	SW8270C	mg/kg	0.005	120	- -	- -	- -	ND [0.391]
2,6-Dinitrotoluene	SW8270C	mg/kg	0.0044	61	- -	- -	- -	ND [0.391]
2-Chloronaphthalene	SW8270C	mg/kg	70	4900	- -	- -	- -	ND [0.391]
2-Chlorophenol	SW8270C	mg/kg	1.4	63	- -	- -	- -	ND [0.391]
2-Methyl-4,6-dinitrophenol	SW8270C	mg/kg			- -	- -	- -	ND [3.13]
2-Methylnaphthalene	SW8270C	mg/kg	60.9		- -	- -	- -	ND [0.391]
2-Methylphenol (o-Cresol)	SW8270C	mg/kg	7	3100	- -	- -	- -	ND [0.391]
2-Nitroaniline	SW8270C	mg/kg		1.7	- -	- -	- -	ND [0.391]
2-Nitrophenol	SW8270C	mg/kg			- -	- -	- -	ND [0.391]
3,3'-Dichlorobenzidine	SW8270C	mg/kg	0.02	1.1	- -	- -	- -	ND [0.391] UR-C
3-Methylphenol/4-Methylphenol Coelution	SW8270C	mg/kg			- -	- -	- -	ND [0.469]
3-Nitroaniline	SW8270C	mg/kg			- -	- -	- -	ND [0.391]
4-Bromophenyl phenyl ether	SW8270C	mg/kg			- -	- -	- -	ND [0.391]
4-Chloro-3-methylphenol	SW8270C	mg/kg			- -	- -	- -	ND [0.391]

See flag definitions at the end of this table.

Elmendorf SS83
2003 Test Pit Analytical Data

				Sample ID	JE03ELMTP2SL04-01SO	JE03ELMTP3SL01-01SO	JE03ELMTP3SL02-01SO	JE03ELMTP4SL01-01SO
				Laboratory	CTE	CTE	CTE	CTE/CASK
				Lab Sample ID	1034183004	1034316001	1034316002	1034316003/K230526204
				Collection Date	7/14/03	7/15/03	7/15/03	7/15/03
				Matrix	SO	SO	SO	SO
			Screening Criteria					
Analyte	**Method**	**Units**	**ADEC[1]**	**EPA[2]**				
4-Chloroaniline	SW8270C	mg/kg	0.5	240	- -	- -	- -	ND [0.391]
4-Chlorophenyl phenyl ether	SW8270C	mg/kg			- -	- -	- -	ND [0.391]
4-Nitroaniline	SW8270C	mg/kg			- -	- -	- -	ND [0.781]
4-Nitrophenol	SW8270C	mg/kg			- -	- -	- -	ND [1.56]
Acenaphthene	SW8270C	mg/kg	210	3700	- -	- -	- -	ND [0.391]
Acenaphthylene	SW8270C	mg/kg	210	6100	- -	- -	- -	ND [0.391]
Aniline	SW8270C	mg/kg			- -	- -	- -	ND [0.391]
Anthracene	SW8270C	mg/kg	4300	22000	- -	- -	- -	ND [0.391]
Azobenzene	SW8270C	mg/kg			- -	- -	- -	ND [0.391]
Benzo(a)anthracene	SW8270C	mg/kg	6	0.62	- -	- -	- -	ND [0.391]
Benzo(a)pyrene	SW8270C	mg/kg	1	0.062	- -	- -	- -	ND [0.391]
Benzo(b)fluoranthene	SW8270C	mg/kg	11	0.62	- -	- -	- -	ND [0.391]
Benzo(g,h,i)perylene	SW8270C	mg/kg	1500		- -	- -	- -	ND [0.391]
Benzo(k)fluoranthene	SW8270C	mg/kg	110	6.2	- -	- -	- -	ND [0.391]
Benzoic acid	SW8270C	mg/kg	390	100000	- -	- -	- -	ND [1.56]
Benzyl alcohol	SW8270C	mg/kg			- -	- -	- -	ND [0.391]
Benzyl butyl phthalate	SW8270C	mg/kg	5600	12000	- -	- -	- -	ND [0.391]
Chrysene	SW8270C	mg/kg	620	62	- -	- -	- -	ND [0.391]
Di-n-butyl phthalate	SW8270C	mg/kg	1700		- -	- -	- -	ND [0.391]
Di-n-octyl phthalate	SW8270C	mg/kg	2000	2400	- -	- -	- -	ND [0.391]
Dibenzo(a,h)anthracene	SW8270C	mg/kg	1	0.062	- -	- -	- -	ND [0.391]
Dibenzofuran	SW8270C	mg/kg	7.78	290	- -	- -	- -	ND [0.391]
Diethyl phthalate	SW8270C	mg/kg	190	49000	- -	- -	- -	ND [0.391]
Dimethyl phthalate	SW8270C	mg/kg	1400	100000	- -	- -	- -	ND [0.391]
Fluoranthene	SW8270C	mg/kg	2100	2300	- -	- -	- -	ND [0.391]
Fluorene	SW8270C	mg/kg	270	2700	- -	- -	- -	ND [0.391]
Hexachlorobenzene	SW8270C	mg/kg	0.73	0.3	- -	- -	- -	ND [0.391]
Hexachlorobutadiene	SW8270C	mg/kg	8	6.2	- -	- -	- -	ND [0.391]
Hexachlorocyclopentadiene	SW8270C	mg/kg	7		- -	- -	- -	ND [0.781]
Hexachloroethane	SW8270C	mg/kg	1.6	35	- -	- -	- -	ND [0.391]
Indeno(1,2,3-cd)pyrene	SW8270C	mg/kg	11	0.62	- -	- -	- -	ND [0.391]
Isophorone	SW8270C	mg/kg	3	510	- -	- -	- -	ND [0.391]
Naphthalene	SW8270C	mg/kg	21	56	- -	- -	- -	ND [0.391]
Nitrobenzene	SW8270C	mg/kg	0.06	20	- -	- -	- -	ND [0.391]

See flag definitions at the end of this table.

Elmendorf SS83
2003 Test Pit Analytical Data

				Sample ID	JE03ELMTP2SL04-01SO	JE03ELMTP3SL01-01SO	JE03ELMTP3SL02-01SO	JE03ELMTP4SL01-01SO
				Laboratory	CTE	CTE	CTE	CTE/CASK
				Lab Sample ID	1034183004	1034316001	1034316002	1034316003/K230526204
				Collection Date	7/14/03	7/15/03	7/15/03	7/15/03
				Matrix	SO	SO	SO	SO
			Screening Criteria					
Analyte	**Method**	**Units**	**ADEC[1]**	**EPA[2]**				
Pentachlorophenol	SW8270C	mg/kg	0.01	3	- -	- -	- -	ND [1.56]
Phenanthrene	SW8270C	mg/kg	4300		- -	- -	- -	ND [0.391]
Phenol	SW8270C	mg/kg	67	37000	- -	- -	- -	ND [0.391]
Pyrene	SW8270C	mg/kg	1500	2300	- -	- -	- -	ND [0.391]
bis(2-Chloroisopropyl)ether	SW8270C	mg/kg		2.9	- -	- -	- -	ND [0.391]
bis-(2-Chloroethyl)ether	SW8270C	mg/kg	0.002	0.21	- -	- -	- -	ND [0.391]
bis-(2-chloroethoxy)methane	SW8270C	mg/kg			- -	- -	- -	ND [0.391]
bis-(2-ethylhexyl)phthalate	SW8270C	mg/kg	590	35	- -	- -	- -	ND [0.391]
n-Nitrosodi-n-propylamine	SW8270C	mg/kg	0.00036	0.069	- -	- -	- -	ND [0.391]
n-Nitrosodimethylamine	SW8270C	mg/kg		0.0095	- -	- -	- -	ND [0.391]
n-Nitrosodiphenylamine	SW8270C	mg/kg		99	- -	- -	- -	ND [0.391]

See flag definitions at the end of this table.

Elmendorf SS83
2003 Test Pit Analytical Data

		Sample ID			JE03ELMTP4SL02-01SO	JE03ELMTP4SL03-01SO	JE03ELMTP4SL04-01SO	JE03ELMTP4SL05-01SO
		Laboratory			CTE	CTE	CTE	CTE
		Lab Sample ID			1034316004	1034316005	1034316006	1034316007
		Collection Date			7/15/03	7/15/03	7/15/03	7/15/03
		Matrix			SO	SO	SO	SO
			Screening Criteria					
Analyte	**Method**	**Units**	**ADEC[1]**	**EPA[2]**				
Total Solids	A2540G	PERCENT			97.3 [0]	89.1 [0]	87.9 [0]	77.6 [0]
Gasoline Range Organics	AK101	mg/kg	300		ND [2.18]	ND [3.67] R-P	ND [3.2]	ND [4.61]
Diesel Range Organics	AK102	mg/kg	250		3.42 [20.3] F	104 [115] F	41 [110] F	22.5 [25.8] F
Residual Range Organics	AK103	mg/kg	10000		8.01 [20.3] UBRL	814 [115]	204 [110]	83.2 [25.8] UBRL
Acenaphthene	PAHSIM	mg/kg	210	3700	ND [0.00532]	ND [0.0546]	ND [0.0583]	ND [0.00655]
Acenaphthylene	PAHSIM	mg/kg	210		ND [0.00532]	ND [0.0546]	ND [0.0583]	ND [0.00655]
Anthracene	PAHSIM	mg/kg	4300	22000	ND [0.00532]	ND [0.0546]	ND [0.0583]	ND [0.00655]
Benzo(a)anthracene	PAHSIM	mg/kg	6	0.62	ND [0.00532]	ND [0.0546]	ND [0.0583]	0.0119 [0.00655]
Benzo(a)pyrene	PAHSIM	mg/kg	1	0.062	ND [0.00532]	ND [0.0546]	ND [0.0583]	0.0145 [0.00655]
Benzo(b)fluoranthene	PAHSIM	mg/kg	11	0.62	ND [0.00532]	ND [0.0546]	ND [0.0583]	0.0231 [0.00655]
Benzo(g,h,i)perylene	PAHSIM	mg/kg	1500		ND [0.00532]	ND [0.0546]	ND [0.0583]	0.00613 [0.00655] F
Benzo(k)fluoranthene	PAHSIM	mg/kg	110	6.2	ND [0.00532]	ND [0.0546]	ND [0.0583]	ND [0.00655]
Chrysene	PAHSIM	mg/kg	620	62	ND [0.00532]	ND [0.0546]	ND [0.0583]	0.0153 [0.00655]
Dibenzo(a,h)anthracene	PAHSIM	mg/kg	1	0.062	ND [0.00532]	ND [0.0546]	ND [0.0583]	0.00199 [0.00655] F
Fluoranthene	PAHSIM	mg/kg	2100	2300	ND [0.00532]	ND [0.0546]	ND [0.0583]	0.0176 [0.00655]
Fluorene	PAHSIM	mg/kg	270	2600	ND [0.00532]	ND [0.0546]	ND [0.0583]	ND [0.00655]
Indeno(1,2,3-cd)pyrene	PAHSIM	mg/kg	11	0.62	ND [0.00532]	ND [0.0546]	ND [0.0583]	0.00622 [0.00655] F
Naphthalene	PAHSIM	mg/kg	21	56	ND [0.00532]	ND [0.0546]	ND [0.0583]	ND [0.00655]
Phenanthrene	PAHSIM	mg/kg	4300		ND [0.00532]	ND [0.0546]	ND [0.0583]	0.0068 [0.00655]
Pyrene	PAHSIM	mg/kg	1500	2300	ND [0.00532]	ND [0.0546]	ND [0.0583]	0.0195 [0.00655]
Arsenic	SW6020	mg/kg	2	0.39	3.06 [1.81]	4.56 [1.99]	5.17 [1.98]	4.93 [2.21]
Barium	SW6020	mg/kg	1100	5400	29.4 [0.302]	57.6 [0.332]	53.2 [0.33]	84.5 [0.368]
Cadmium	SW6020	mg/kg	5	37	ND [0.201]	0.122 [0.222] F	0.128 [0.22] F	0.104 [0.246] F
Chromium	SW6020	mg/kg	26	210	27 [0.403]	32.6 [0.443]	28.3 [0.44]	29.9 [0.491]
Lead	SW6020	mg/kg	400	400	3.69 [0.201]	6.88 [0.222]	6.39 [0.22]	5.75 [0.246]
Selenium	SW6020	mg/kg	3.5	390	0.248 [0.503] F	0.376 [0.554] F	0.389 [0.549] F	0.509 [0.614] F
Silver	SW6020	mg/kg	21	390	0.041 [0.101] F	0.064 [0.111] F	0.057 [0.11] F	0.072 [0.123] F
Mercury	SW7471A	mg/kg	1.4	23	0.048 [0.0395]	0.044 [0.0432]	0.052 [0.0425]	0.094 [0.0505]

See flag definitions at the end of this table.

Elmendorf SS83
2003 Test Pit Analytical Data

		Sample ID			JE03ELMTP4SL02-01SO	JE03ELMTP4SL03-01SO	JE03ELMTP4SL04-01SO	JE03ELMTP4SL05-01SO
		Laboratory			CTE	CTE	CTE	CTE
		Lab Sample ID			1034316004	1034316005	1034316006	1034316007
		Collection Date			7/15/03	7/15/03	7/15/03	7/15/03
		Matrix			SO	SO	SO	SO
			Screening Criteria					
Analyte	**Method**	**Units**	**ADEC[1]**	**EPA[2]**				
4,4'-DDD	SW8081A	mg/kg	35	2.4	ND [0.0022]	ND [0.22] UJ-M	ND [0.23] J-M	0.002 [0.0043] F
4,4'-DDE	SW8081A	mg/kg	24	1.7	ND [0.0022] UJ-M	ND [0.22] UJ-M	ND [0.23] J-M	0.005 [0.0043]
4,4'-DDT	SW8081A	mg/kg	24	1.7	ND [0.0022] UJ-M	ND [0.22] UJ-M	ND [0.23] J-M	0.019 [0.0043]
Aldrin	SW8081A	mg/kg	0.5	0.029	ND [0.0016] UJ-M	ND [0.17] UJ-M	ND [0.17] J-M	ND [0.0032]
Dieldrin	SW8081A	mg/kg	0.015	0.03	ND [0.0022] UJ-M	ND [0.22] UJ-M	ND [0.23] J-M	ND [0.0043]
Endosulfan I	SW8081A	mg/kg	7	370	ND [0.0016]	ND [0.17] UJ-M	ND [0.17] J-M	ND [0.0032]
Endosulfan II	SW8081A	mg/kg			ND [0.0022]	ND [0.22] UJ-M	ND [0.23] J-M	ND [0.0043]
Endosulfan sulfate	SW8081A	mg/kg			ND [0.0022] UJ-M	ND [0.22] UJ-M	ND [0.23] J-M	ND [0.0043]
Endrin	SW8081A	mg/kg	0.3	18	ND [0.0022] UJ-M	ND [0.22] UJ-M	ND [0.23] J-M	ND [0.0043]
Endrin aldehyde	SW8081A	mg/kg			ND [0.0022]	ND [0.22] UJ-M	ND [0.23] J-M	ND [0.0043]
Endrin ketone	SW8081A	mg/kg			ND [0.0022]	ND [0.22] UJ-M	ND [0.23] J-M	ND [0.0043]
Heptachlor	SW8081A	mg/kg	0.8	0.11	ND [0.0022]	ND [0.22] UJ-M	ND [0.23] J-M	ND [0.0043]
Heptachlor epoxide	SW8081A	mg/kg	0.2	0.053	ND [0.0022] UJ-M	ND [0.22] UJ-M	ND [0.23] J-M	ND [0.0043]
Methoxychlor	SW8081A	mg/kg	52	310	ND [0.0022] UJ-M	ND [0.22] UJ-M	ND [0.23] J-M	ND [0.0043]
Toxaphene	SW8081A	mg/kg	8	0.44	ND [0.055]	ND [5.5] UJ-M	ND [5.6] J-M	ND [0.11]
alpha-BHC	SW8081A	mg/kg	0.0026	0.09	ND [0.0016]	ND [0.17] UJ-M	ND [0.17] J-M	ND [0.0032]
alpha-Chlordane	SW8081A	mg/kg	3	1.6	ND [0.0016] UJ-M	ND [0.17] UJ-M	ND [0.17] J-M	ND [0.0032]
beta-BHC	SW8081A	mg/kg	0.009	0.32	ND [0.0016]	ND [0.17] UJ-M	ND [0.17] J-M	ND [0.0032]
delta-BHC	SW8081A	mg/kg			ND [0.0016] UJ-M	ND [0.17] UJ-M	ND [0.17] J-M	ND [0.0032]
gamma-BHC (Lindane)	SW8081A	mg/kg	0.003	0.44	ND [0.0016]	ND [0.17] UJ-M	ND [0.17] J-M	ND [0.0032]
gamma-Chlordane	SW8081A	mg/kg	3		ND [0.0016]	ND [0.17] UJ-M	ND [0.17] J-M	ND [0.0032]
PCB-1016 (Aroclor 1016)	SW8082	mg/kg	1	3.9	ND [0.0547]	ND [0.055] UJ-M	ND [0.564] J-M	ND [0.108] J-M
PCB-1221 (Aroclor 1221)	SW8082	mg/kg	1	0.22	ND [0.0547]	ND [0.055] UJ-M	ND [0.564] J-M	ND [0.108] J-M
PCB-1232 (Aroclor 1232)	SW8082	mg/kg	1	0.22	ND [0.0547]	ND [0.055] UJ-M	ND [0.564] J-M	ND [0.108] J-M
PCB-1242 (Aroclor 1242)	SW8082	mg/kg	1	0.22	ND [0.0547]	ND [0.055] UJ-M	ND [0.564] J-M	ND [0.108] J-M
PCB-1248 (Aroclor 1248)	SW8082	mg/kg	1	0.22	ND [0.0547]	ND [0.055] UJ-M	ND [0.564] J-M	ND [0.108] J-M
PCB-1254 (Aroclor 1254)	SW8082	mg/kg	1	0.22	ND [0.0547]	ND [0.055] UJ-M	ND [0.564] J-M	ND [0.108] J-M
PCB-1260 (Aroclor 1260)	SW8082	mg/kg	1	0.22	ND [0.0547]	ND [0.055] UJ-M	ND [0.564] J-M	ND [0.108] J-M
2,4,5-T	SW8151A	mg/kg		610	- -	- -	- -	- -
2,4,5-TP (Silvex)	SW8151A	mg/kg		490	- -	- -	- -	- -
2,4-D	SW8151A	mg/kg		690	- -	- -	- -	- -

See flag definitions at the end of this table.

Elmendorf SS83
2003 Test Pit Analytical Data

				Sample ID	JE03ELMTP4SL02-01SO	JE03ELMTP4SL03-01SO	JE03ELMTP4SL04-01SO	JE03ELMTP4SL05-01SO
				Laboratory	CTE	CTE	CTE	CTE
				Lab Sample ID	1034316004	1034316005	1034316006	1034316007
				Collection Date	7/15/03	7/15/03	7/15/03	7/15/03
				Matrix	SO	SO	SO	SO
			Screening Criteria					
Analyte	**Method**	**Units**	**ADEC[1]**	**EPA[2]**				
2,4-DB	SW8151A	mg/kg		490	- -	- -	- -	- -
Dalapon	SW8151A	mg/kg		1800	- -	- -	- -	- -
Dicamba	SW8151A	mg/kg			- -	- -	- -	- -
Dichlorprop	SW8151A	mg/kg			- -	- -	- -	- -
Dinoseb	SW8151A	mg/kg		61	- -	- -	- -	- -
MCPA (2-Methyl-4-chlorophenoxy acetic acid)	SW8151A	mg/kg		31	- -	- -	- -	- -
MCPP (2-(2-methyl-4-chlorophenoxy) propanoic acid)	SW8151A	mg/kg		61	- -	- -	- -	- -
1,1,1,2-Tetrachloroethane	SW8260B	mg/kg		3.2	- -	- -	- -	- -
1,1,1-Trichloroethane	SW8260B	mg/kg	1	1200	- -	- -	- -	- -
1,1,2,2-Tetrachloroethane	SW8260B	mg/kg	0.017	0.41	- -	- -	- -	- -
1,1,2-Trichloroethane	SW8260B	mg/kg	0.017	0.73	- -	- -	- -	- -
1,1-Dichloroethane	SW8260B	mg/kg	12	510	- -	- -	- -	- -
1,1-Dichloroethene	SW8260B	mg/kg	0.03	120	- -	- -	- -	- -
1,1-Dichloropropene	SW8260B	mg/kg			- -	- -	- -	- -
1,2,3-Trichlorobenzene	SW8260B	mg/kg			- -	- -	- -	- -
1,2,3-Trichloropropane	SW8260B	mg/kg	0.002	0.005	- -	- -	- -	- -
1,2,4-Trichlorobenzene	SW8260B	mg/kg	2	650	- -	- -	- -	- -
1,2,4-Trimethylbenzene	SW8260B	mg/kg	92.2	52	- -	- -	- -	- -
1,2-Dibromo-3-chloropropane	SW8260B	mg/kg		0.45	- -	- -	- -	- -
1,2-Dibromoethane	SW8260B	mg/kg	0.0002	0.0069	- -	- -	- -	- -
1,2-Dichlorobenzene	SW8260B	mg/kg	7	370	- -	- -	- -	- -
1,2-Dichloroethane	SW8260B	mg/kg	0.015	0.28	- -	- -	- -	- -
1,2-Dichloropropane	SW8260B	mg/kg	0.017	0.34	- -	- -	- -	- -
1,3,5-Trimethylbenzene	SW8260B	mg/kg	25	21	- -	- -	- -	- -
1,3-Dichlorobenzene	SW8260B	mg/kg	12.1	16	- -	- -	- -	- -
1,3-Dichloropropane	SW8260B	mg/kg			- -	- -	- -	- -
1,4-Dichlorobenzene	SW8260B	mg/kg	0.8	3.4	- -	- -	- -	- -
1-Chlorohexane	SW8260B	mg/kg			- -	- -	- -	- -
2,2-Dichloropropane	SW8260B	mg/kg			- -	- -	- -	- -
2-Butanone	SW8260B	mg/kg	60	7300	- -	- -	- -	- -
2-Chloroethyl vinyl ether	SW8260B	mg/kg			- -	- -	- -	- -

See flag definitions at the end of this table.

Elmendorf SS83
2003 Test Pit Analytical Data

				Sample ID	JE03ELMTP4SL02-01SO	JE03ELMTP4SL03-01SO	JE03ELMTP4SL04-01SO	JE03ELMTP4SL05-01SO
				Laboratory	CTE	CTE	CTE	CTE
				Lab Sample ID	1034316004	1034316005	1034316006	1034316007
				Collection Date	7/15/03	7/15/03	7/15/03	7/15/03
				Matrix	SO	SO	SO	SO
			Screening Criteria					
Analyte	**Method**	**Units**	**ADEC[1]**	**EPA[2]**				
2-Chlorotoluene	SW8260B	mg/kg		160	- -	- -	- -	- -
2-Hexanone	SW8260B	mg/kg			- -	- -	- -	- -
4-Chlorotoluene	SW8260B	mg/kg			- -	- -	- -	- -
4-Isopropyltoluene	SW8260B	mg/kg			- -	- -	- -	- -
4-Methyl-2-pentanone	SW8260B	mg/kg			- -	- -	- -	- -
Acetone	SW8260B	mg/kg	10	1600	- -	- -	- -	- -
Benzene	SW8260B	mg/kg	0.02	0.6	- -	- -	- -	- -
Bromobenzene	SW8260B	mg/kg		28	- -	- -	- -	- -
Bromochloromethane	SW8260B	mg/kg			- -	- -	- -	- -
Bromodichloromethane	SW8260B	mg/kg	0.35	0.82	- -	- -	- -	- -
Bromoform	SW8260B	mg/kg	0.38	62	- -	- -	- -	- -
Bromomethane	SW8260B	mg/kg	1.1	3.9	- -	- -	- -	- -
Carbon disulfide	SW8260B	mg/kg			- -	- -	- -	- -
Carbon tetrachloride	SW8260B	mg/kg	0.03	0.25	- -	- -	- -	- -
Chlorobenzene	SW8260B	mg/kg	0.6	150	- -	- -	- -	- -
Chloroethane	SW8260B	mg/kg		3	- -	- -	- -	- -
Chloroform	SW8260B	mg/kg	0.34	3.6	- -	- -	- -	- -
Chloromethane	SW8260B	mg/kg		1.2	- -	- -	- -	- -
Dibromochloromethane	SW8260B	mg/kg	0.2	1.1	- -	- -	- -	- -
Dibromomethane	SW8260B	mg/kg	1.1		- -	- -	- -	- -
Dichlorodifluoromethane	SW8260B	mg/kg	60	94	- -	- -	- -	- -
Ethylbenzene	SW8260B	mg/kg	5.5	8.9	- -	- -	- -	- -
Hexachlorobutadiene	SW8260B	mg/kg	8	6.2	- -	- -	- -	- -
Isopropylbenzene	SW8260B	mg/kg	227	570	- -	- -	- -	- -
Methyl-tert-butyl ether (MTBE)	SW8260B	mg/kg			- -	- -	- -	- -
Methylene chloride	SW8260B	mg/kg	0.015	9.1	- -	- -	- -	- -
Naphthalene	SW8260B	mg/kg	21	56	- -	- -	- -	- -
Styrene	SW8260B	mg/kg	1.3	1700	- -	- -	- -	- -
Tetrachloroethene (PCE)	SW8260B	mg/kg	0.03	1.5	- -	- -	- -	- -
Toluene	SW8260B	mg/kg	5.4	520	- -	- -	- -	- -
Trichloroethene (TCE)	SW8260B	mg/kg	0.027	0.053	- -	- -	- -	- -
Trichlorofluoromethane	SW8260B	mg/kg		390	- -	- -	- -	- -
Vinyl chloride	SW8260B	mg/kg	0.009	0.079	- -	- -	- -	- -
Xylene, Isomers m & p	SW8260B	mg/kg	78	270	- -	- -	- -	- -

See flag definitions at the end of this table.

Elmendorf SS83
2003 Test Pit Analytical Data

				Sample ID	JE03ELMTP4SL02-01SO	JE03ELMTP4SL03-01SO	JE03ELMTP4SL04-01SO	JE03ELMTP4SL05-01SO
				Laboratory	CTE	CTE	CTE	CTE
				Lab Sample ID	1034316004	1034316005	1034316006	1034316007
				Collection Date	7/15/03	7/15/03	7/15/03	7/15/03
				Matrix	SO	SO	SO	SO
			Screening Criteria					
Analyte	**Method**	**Units**	**ADEC[1]**	**EPA[2]**				
cis-1,2-Dichloroethene	SW8260B	mg/kg	0.2	43	- -	- -	- -	- -
cis-1,3-Dichloropropene	SW8260B	mg/kg		0.78	- -	- -	- -	- -
n-Butylbenzene	SW8260B	mg/kg		240	- -	- -	- -	- -
n-Propylbenzene	SW8260B	mg/kg			- -	- -	- -	- -
o-Xylene	SW8260B	mg/kg	78	270	- -	- -	- -	- -
sec-Butylbenzene	SW8260B	mg/kg		220	- -	- -	- -	- -
tert-Butylbenzene	SW8260B	mg/kg		390	- -	- -	- -	- -
trans-1,2-Dichloroethene	SW8260B	mg/kg	0.4	69	- -	- -	- -	- -
trans-1,3-Dichloropropene	SW8260B	mg/kg		0.78	- -	- -	- -	- -
1,2,4-Trichlorobenzene	SW8270C	mg/kg	2	650	- -	- -	- -	- -
1,2-Dichlorobenzene	SW8270C	mg/kg	7	370	- -	- -	- -	- -
1,3-Dichlorobenzene	SW8270C	mg/kg	12.1	16	- -	- -	- -	- -
1,4-Dichlorobenzene	SW8270C	mg/kg	0.8	3.4	- -	- -	- -	- -
2,4,5-Trichlorophenol	SW8270C	mg/kg	90	6100	- -	- -	- -	- -
2,4,6-Trichlorophenol	SW8270C	mg/kg	0.6	6.1	- -	- -	- -	- -
2,4-Dichlorophenol	SW8270C	mg/kg	0.45	180	- -	- -	- -	- -
2,4-Dimethylphenol	SW8270C	mg/kg	4	1200	- -	- -	- -	- -
2,4-Dinitrophenol	SW8270C	mg/kg	0.2	120	- -	- -	- -	- -
2,4-Dinitrotoluene	SW8270C	mg/kg	0.005	120	- -	- -	- -	- -
2,6-Dinitrotoluene	SW8270C	mg/kg	0.0044	61	- -	- -	- -	- -
2-Chloronaphthalene	SW8270C	mg/kg	70	4900	- -	- -	- -	- -
2-Chlorophenol	SW8270C	mg/kg	1.4	63	- -	- -	- -	- -
2-Methyl-4,6-dinitrophenol	SW8270C	mg/kg			- -	- -	- -	- -
2-Methylnaphthalene	SW8270C	mg/kg	60.9		- -	- -	- -	- -
2-Methylphenol (o-Cresol)	SW8270C	mg/kg	7	3100	- -	- -	- -	- -
2-Nitroaniline	SW8270C	mg/kg		1.7	- -	- -	- -	- -
2-Nitrophenol	SW8270C	mg/kg			- -	- -	- -	- -
3,3'-Dichlorobenzidine	SW8270C	mg/kg	0.02	1.1	- -	- -	- -	- -
3-Methylphenol/4-Methylphenol Coelution	SW8270C	mg/kg			- -	- -	- -	- -
3-Nitroaniline	SW8270C	mg/kg			- -	- -	- -	- -
4-Bromophenyl phenyl ether	SW8270C	mg/kg			- -	- -	- -	- -
4-Chloro-3-methylphenol	SW8270C	mg/kg			- -	- -	- -	- -

See flag definitions at the end of this table.

Elmendorf SS83
2003 Test Pit Analytical Data

				Sample ID	JE03ELMTP4SL02-01SO	JE03ELMTP4SL03-01SO	JE03ELMTP4SL04-01SO	JE03ELMTP4SL05-01SO
				Laboratory	CTE	CTE	CTE	CTE
				Lab Sample ID	1034316004	1034316005	1034316006	1034316007
				Collection Date	7/15/03	7/15/03	7/15/03	7/15/03
				Matrix	SO	SO	SO	SO
			Screening Criteria					
Analyte	**Method**	**Units**	**ADEC[1]**	**EPA[2]**				
4-Chloroaniline	SW8270C	mg/kg	0.5	240	- -	- -	- -	- -
4-Chlorophenyl phenyl ether	SW8270C	mg/kg			- -	- -	- -	- -
4-Nitroaniline	SW8270C	mg/kg			- -	- -	- -	- -
4-Nitrophenol	SW8270C	mg/kg			- -	- -	- -	- -
Acenaphthene	SW8270C	mg/kg	210	3700	- -	- -	- -	- -
Acenaphthylene	SW8270C	mg/kg	210	6100	- -	- -	- -	- -
Aniline	SW8270C	mg/kg			- -	- -	- -	- -
Anthracene	SW8270C	mg/kg	4300	22000	- -	- -	- -	- -
Azobenzene	SW8270C	mg/kg			- -	- -	- -	- -
Benzo(a)anthracene	SW8270C	mg/kg	6	0.62	- -	- -	- -	- -
Benzo(a)pyrene	SW8270C	mg/kg	1	0.062	- -	- -	- -	- -
Benzo(b)fluoranthene	SW8270C	mg/kg	11	0.62	- -	- -	- -	- -
Benzo(g,h,i)perylene	SW8270C	mg/kg	1500		- -	- -	- -	- -
Benzo(k)fluoranthene	SW8270C	mg/kg	110	6.2	- -	- -	- -	- -
Benzoic acid	SW8270C	mg/kg	390	100000	- -	- -	- -	- -
Benzyl alcohol	SW8270C	mg/kg			- -	- -	- -	- -
Benzyl butyl phthalate	SW8270C	mg/kg	5600	12000	- -	- -	- -	- -
Chrysene	SW8270C	mg/kg	620	62	- -	- -	- -	- -
Di-n-butyl phthalate	SW8270C	mg/kg	1700		- -	- -	- -	- -
Di-n-octyl phthalate	SW8270C	mg/kg	2000	2400	- -	- -	- -	- -
Dibenzo(a,h)anthracene	SW8270C	mg/kg	1	0.062	- -	- -	- -	- -
Dibenzofuran	SW8270C	mg/kg	7.78	290	- -	- -	- -	- -
Diethyl phthalate	SW8270C	mg/kg	190	49000	- -	- -	- -	- -
Dimethyl phthalate	SW8270C	mg/kg	1400	100000	- -	- -	- -	- -
Fluoranthene	SW8270C	mg/kg	2100	2300	- -	- -	- -	- -
Fluorene	SW8270C	mg/kg	270	2700	- -	- -	- -	- -
Hexachlorobenzene	SW8270C	mg/kg	0.73	0.3	- -	- -	- -	- -
Hexachlorobutadiene	SW8270C	mg/kg	8	6.2	- -	- -	- -	- -
Hexachlorocyclopentadiene	SW8270C	mg/kg	7		- -	- -	- -	- -
Hexachloroethane	SW8270C	mg/kg	1.6	35	- -	- -	- -	- -
Indeno(1,2,3-cd)pyrene	SW8270C	mg/kg	11	0.62	- -	- -	- -	- -
Isophorone	SW8270C	mg/kg	3	510	- -	- -	- -	- -
Naphthalene	SW8270C	mg/kg	21	56	- -	- -	- -	- -
Nitrobenzene	SW8270C	mg/kg	0.06	20	- -	- -	- -	- -

See flag definitions at the end of this table.

Elmendorf SS83
2003 Test Pit Analytical Data

				Sample ID	JE03ELMTP4SL02-01SO	JE03ELMTP4SL03-01SO	JE03ELMTP4SL04-01SO	JE03ELMTP4SL05-01SO
				Laboratory	CTE	CTE	CTE	CTE
				Lab Sample ID	1034316004	1034316005	1034316006	1034316007
				Collection Date	7/15/03	7/15/03	7/15/03	7/15/03
				Matrix	SO	SO	SO	SO
			Screening Criteria					
Analyte	**Method**	**Units**	**ADEC[1]**	**EPA[2]**				
Pentachlorophenol	SW8270C	mg/kg	0.01	3	- -	- -	- -	- -
Phenanthrene	SW8270C	mg/kg	4300		- -	- -	- -	- -
Phenol	SW8270C	mg/kg	67	37000	- -	- -	- -	- -
Pyrene	SW8270C	mg/kg	1500	2300	- -	- -	- -	- -
bis(2-Chloroisopropyl)ether	SW8270C	mg/kg		2.9	- -	- -	- -	- -
bis-(2-Chloroethyl)ether	SW8270C	mg/kg	0.002	0.21	- -	- -	- -	- -
bis-(2-chloroethoxy)methane	SW8270C	mg/kg			- -	- -	- -	- -
bis-(2-ethylhexyl)phthalate	SW8270C	mg/kg	590	35	- -	- -	- -	- -
n-Nitrosodi-n-propylamine	SW8270C	mg/kg	0.00036	0.069	- -	- -	- -	- -
n-Nitrosodimethylamine	SW8270C	mg/kg		0.0095	- -	- -	- -	- -
n-Nitrosodiphenylamine	SW8270C	mg/kg		99	- -	- -	- -	- -

See flag definitions at the end of this table.

Elmendorf SS83
2003 Test Pit Analytical Data

		Sample ID			JE03ELMTP4SL06-01SO	JE03ELMTP4SL06-01SO	JE03ELMTBSL06-01SO	JE03ELMTBSL06-02SO
		Laboratory			CTE/CASK	CTE	CTE	CTE
		Lab Sample ID			1034316008/K230526205	1034316008A	1034183010	1034183011
		Collection Date			7/15/03	7/15/03	7/14/03	7/14/03
		Matrix			SO	SO	SO	SO
			Screening Criteria					
Analyte	**Method**	**Units**	**ADEC[1]**	**EPA[2]**				
Total Solids	A2540G	PERCENT			82.4 [0]	- -	- -	100 [0]
Gasoline Range Organics	AK101	mg/kg	300		ND [3.37]	- -	ND [2.53] UJ-TE	- -
Diesel Range Organics	AK102	mg/kg	250		21.2 [24.4] F	- -	- -	- -
Residual Range Organics	AK103	mg/kg	10000		103 [24.4] UBRL	- -	- -	- -
Acenaphthene	PAHSIM	mg/kg	210	3700	ND [0.00613]	- -	- -	- -
Acenaphthylene	PAHSIM	mg/kg	210		ND [0.00613]	- -	- -	- -
Anthracene	PAHSIM	mg/kg	4300	22000	ND [0.00613]	- -	- -	- -
Benzo(a)anthracene	PAHSIM	mg/kg	6	0.62	ND [0.00613]	- -	- -	- -
Benzo(a)pyrene	PAHSIM	mg/kg	1	0.062	ND [0.00613]	- -	- -	- -
Benzo(b)fluoranthene	PAHSIM	mg/kg	11	0.62	ND [0.00613]	- -	- -	- -
Benzo(g,h,i)perylene	PAHSIM	mg/kg	1500		ND [0.00613]	- -	- -	- -
Benzo(k)fluoranthene	PAHSIM	mg/kg	110	6.2	ND [0.00613]	- -	- -	- -
Chrysene	PAHSIM	mg/kg	620	62	ND [0.00613]	- -	- -	- -
Dibenzo(a,h)anthracene	PAHSIM	mg/kg	1	0.062	ND [0.00613]	- -	- -	- -
Fluoranthene	PAHSIM	mg/kg	2100	2300	ND [0.00613]	- -	- -	- -
Fluorene	PAHSIM	mg/kg	270	2600	ND [0.00613]	- -	- -	- -
Indeno(1,2,3-cd)pyrene	PAHSIM	mg/kg	11	0.62	ND [0.00613]	- -	- -	- -
Naphthalene	PAHSIM	mg/kg	21	56	ND [0.00613]	- -	- -	- -
Phenanthrene	PAHSIM	mg/kg	4300		ND [0.00613]	- -	- -	- -
Pyrene	PAHSIM	mg/kg	1500	2300	ND [0.00613]	- -	- -	- -
Arsenic	SW6020	mg/kg	2	0.39	7.55 [2.11]	- -	- -	- -
Barium	SW6020	mg/kg	1100	5400	79.7 [0.352]	- -	- -	- -
Cadmium	SW6020	mg/kg	5	37	0.157 [0.235] F	- -	- -	- -
Chromium	SW6020	mg/kg	26	210	33.7 [0.469]	- -	- -	- -
Lead	SW6020	mg/kg	400	400	6.48 [0.235]	- -	- -	- -
Selenium	SW6020	mg/kg	3.5	390	0.691 [0.586]	- -	- -	- -
Silver	SW6020	mg/kg	21	390	0.051 [0.117] F	- -	- -	- -
Mercury	SW7471A	mg/kg	1.4	23	0.055 [0.0484]	- -	- -	- -

See flag definitions at the end of this table.

Elmendorf SS83
2003 Test Pit Analytical Data

				Sample ID	JE03ELMTP4SL06-01SO	JE03ELMTP4SL06-01SO	JE03ELMTBSL06-01SO	JE03ELMTBSL06-02SO
				Laboratory	CTE/CASK	CTE	CTE	CTE
				Lab Sample ID	1034316008/K230526205	1034316008A	1034183010	1034183011
				Collection Date	7/15/03	7/15/03	7/14/03	7/14/03
				Matrix	SO	SO	SO	SO
			Screening Criteria					
Analyte	**Method**	**Units**	**ADEC[1]**	**EPA[2]**				
4,4'-DDD	SW8081A	mg/kg	35	2.4	0.085 [0.032] J-M	- -	- -	- -
4,4'-DDE	SW8081A	mg/kg	24	1.7	0.016 [0.032] J J-M	- -	- -	- -
4,4'-DDT	SW8081A	mg/kg	24	1.7	0.149 [0.032] J-M	- -	- -	- -
Aldrin	SW8081A	mg/kg	0.5	0.029	ND [0.024]	- -	- -	- -
Dieldrin	SW8081A	mg/kg	0.015	0.03	ND [0.032]	- -	- -	- -
Endosulfan I	SW8081A	mg/kg	7	370	ND [0.024]	- -	- -	- -
Endosulfan II	SW8081A	mg/kg			ND [0.032]	- -	- -	- -
Endosulfan sulfate	SW8081A	mg/kg			ND [0.032]	- -	- -	- -
Endrin	SW8081A	mg/kg	0.3	18	ND [0.032]	- -	- -	- -
Endrin aldehyde	SW8081A	mg/kg			ND [0.032]	- -	- -	- -
Endrin ketone	SW8081A	mg/kg			ND [0.032]	- -	- -	- -
Heptachlor	SW8081A	mg/kg	0.8	0.11	ND [0.032]	- -	- -	- -
Heptachlor epoxide	SW8081A	mg/kg	0.2	0.053	ND [0.032]	- -	- -	- -
Methoxychlor	SW8081A	mg/kg	52	310	ND [0.032]	- -	- -	- -
Toxaphene	SW8081A	mg/kg	8	0.44	ND [0.81]	- -	- -	- -
alpha-BHC	SW8081A	mg/kg	0.0026	0.09	ND [0.024]	- -	- -	- -
alpha-Chlordane	SW8081A	mg/kg	3	1.6	ND [0.024]	- -	- -	- -
beta-BHC	SW8081A	mg/kg	0.009	0.32	ND [0.024]	- -	- -	- -
delta-BHC	SW8081A	mg/kg			ND [0.024]	- -	- -	- -
gamma-BHC (Lindane)	SW8081A	mg/kg	0.003	0.44	ND [0.024]	- -	- -	- -
gamma-Chlordane	SW8081A	mg/kg	3		ND [0.024]	- -	- -	- -
PCB-1016 (Aroclor 1016)	SW8082	mg/kg	1	3.9	ND [0.081] UJ-C	- -	- -	- -
PCB-1221 (Aroclor 1221)	SW8082	mg/kg	1	0.22	ND [0.081] UJ-C	- -	- -	- -
PCB-1232 (Aroclor 1232)	SW8082	mg/kg	1	0.22	ND [0.081] UJ-C	- -	- -	- -
PCB-1242 (Aroclor 1242)	SW8082	mg/kg	1	0.22	ND [0.081] UJ-C	- -	- -	- -
PCB-1248 (Aroclor 1248)	SW8082	mg/kg	1	0.22	ND [0.081] UJ-C	- -	- -	- -
PCB-1254 (Aroclor 1254)	SW8082	mg/kg	1	0.22	ND [0.081] UJ-C	- -	- -	- -
PCB-1260 (Aroclor 1260)	SW8082	mg/kg	1	0.22	ND [0.081] UJ-C	- -	- -	- -
2,4,5-T	SW8151A	mg/kg		610	ND [0.050]	- -	- -	- -
2,4,5-TP (Silvex)	SW8151A	mg/kg		490	ND [0.050]	- -	- -	- -
2,4-D	SW8151A	mg/kg		690	ND [0.050]	- -	- -	- -

See flag definitions at the end of this table.

Elmendorf SS83
2003 Test Pit Analytical Data

				Sample ID	JE03ELMTP4SL06-01SO	JE03ELMTP4SL06-01SO	JE03ELMTBSL06-01SO	JE03ELMTBSL06-02SO
				Laboratory	CTE/CASK	CTE	CTE	CTE
				Lab Sample ID	1034316008/K230526205	1034316008A	1034183010	1034183011
				Collection Date	7/15/03	7/15/03	7/14/03	7/14/03
				Matrix	SO	SO	SO	SO
			Screening Criteria					
Analyte	**Method**	**Units**	**ADEC[1]**	**EPA[2]**				
2,4-DB	SW8151A	mg/kg		490	ND [0.050]	- -	- -	- -
Dalapon	SW8151A	mg/kg		1800	ND [0.050]	- -	- -	- -
Dicamba	SW8151A	mg/kg			ND [0.050]	- -	- -	- -
Dichlorprop	SW8151A	mg/kg			ND [0.050]	- -	- -	- -
Dinoseb	SW8151A	mg/kg		61	ND [0.050]	- -	- -	- -
MCPA (2-Methyl-4-chlorophenoxy acetic acid)	SW8151A	mg/kg		31	ND [10.0]	- -	- -	- -
MCPP (2-(2-methyl-4-chlorophenoxy) propanoic acid)	SW8151A	mg/kg		61	ND [10.0]	- -	- -	- -
1,1,1,2-Tetrachloroethane	SW8260B	mg/kg		3.2	ND [0.0051]	- -	- -	ND [0.003] UJ-TE
1,1,1-Trichloroethane	SW8260B	mg/kg	1	1200	ND [0.0085]	- -	- -	ND [0.005] UJ-TE
1,1,2,2-Tetrachloroethane	SW8260B	mg/kg	0.017	0.41	ND [0.0017]	- -	- -	ND [0.001] UJ-TE
1,1,2-Trichloroethane	SW8260B	mg/kg	0.017	0.73	ND [0.0026]	- -	- -	ND [0.0015] UJ-TE
1,1-Dichloroethane	SW8260B	mg/kg	12	510	ND [0.0085]	- -	- -	ND [0.005] UJ-TE
1,1-Dichloroethene	SW8260B	mg/kg	0.03	120	ND [0.0051]	- -	- -	ND [0.003] UJ-TE
1,1-Dichloropropene	SW8260B	mg/kg			ND [0.0085]	- -	- -	ND [0.005] UJ-TE
1,2,3-Trichlorobenzene	SW8260B	mg/kg			ND [0.0085]	- -	- -	ND [0.005] UJ-TE
1,2,3-Trichloropropane	SW8260B	mg/kg	0.002	0.005	ND [0.0026]	- -	- -	ND [0.0015] UJ-TE
1,2,4-Trichlorobenzene	SW8260B	mg/kg	2	650	ND [0.0085]	- -	- -	ND [0.005] UJ-TE
1,2,4-Trimethylbenzene	SW8260B	mg/kg	92.2	52	ND [0.0085]	- -	- -	ND [0.005] UJ-TE
1,2-Dibromo-3-chloropropane	SW8260B	mg/kg		0.45	ND [0.017]	- -	- -	ND [0.01] UJ-TE
1,2-Dibromoethane	SW8260B	mg/kg	0.0002	0.0069	ND [0.0085]	- -	- -	ND [0.005] UJ-TE
1,2-Dichlorobenzene	SW8260B	mg/kg	7	370	ND [0.0085]	- -	- -	ND [0.005] UJ-TE
1,2-Dichloroethane	SW8260B	mg/kg	0.015	0.28	ND [0.0017]	- -	- -	ND [0.001] UJ-TE
1,2-Dichloropropane	SW8260B	mg/kg	0.017	0.34	ND [0.0026]	- -	- -	ND [0.0015] UJ-TE
1,3,5-Trimethylbenzene	SW8260B	mg/kg	25	21	ND [0.0085]	- -	- -	ND [0.005] UJ-TE
1,3-Dichlorobenzene	SW8260B	mg/kg	12.1	16	ND [0.0085]	- -	- -	ND [0.005] UJ-TE
1,3-Dichloropropane	SW8260B	mg/kg			ND [0.0034]	- -	- -	ND [0.002] UJ-TE
1,4-Dichlorobenzene	SW8260B	mg/kg	0.8	3.4	ND [0.0034]	- -	- -	ND [0.002] UJ-TE
1-Chlorohexane	SW8260B	mg/kg			ND [0.0085]	- -	- -	ND [0.005] UJ-TE
2,2-Dichloropropane	SW8260B	mg/kg			ND [0.0085]	- -	- -	ND [0.005] UJ-TE
2-Butanone	SW8260B	mg/kg	60	7300	- -	- -	- -	- -
2-Chloroethyl vinyl ether	SW8260B	mg/kg			- -	- -	- -	- -

See flag definitions at the end of this table.

Elmendorf SS83
2003 Test Pit Analytical Data

				Sample ID	JE03ELMTP4SL06-01SO	JE03ELMTP4SL06-01SO	JE03ELMTBSL06-01SO	JE03ELMTBSL06-02SO
				Laboratory	CTE/CASK	CTE	CTE	CTE
				Lab Sample ID	1034316008/K230526205	1034316008A	1034183010	1034183011
				Collection Date	7/15/03	7/15/03	7/14/03	7/14/03
				Matrix	SO	SO	SO	SO
			Screening Criteria					
Analyte	**Method**	**Units**	**ADEC[1]**	**EPA[2]**				
2-Chlorotoluene	SW8260B	mg/kg		160	ND [0.0085]	- -	- -	ND [0.005] UJ-TE
2-Hexanone	SW8260B	mg/kg			- -	- -	- -	- -
4-Chlorotoluene	SW8260B	mg/kg			ND [0.0085]	- -	- -	ND [0.005] UJ-TE
4-Isopropyltoluene	SW8260B	mg/kg			ND [0.0085]	- -	- -	ND [0.005] UJ-TE
4-Methyl-2-pentanone	SW8260B	mg/kg			ND [0.034]	- -	- -	ND [0.02] UJ-TE
Acetone	SW8260B	mg/kg	10	1600	0.294 [0.085]	ND [1.36] UJ-C	- -	ND [0.05] UJ-TE
Benzene	SW8260B	mg/kg	0.02	0.6	0.002 [0.0034] F	- -	- -	ND [0.002] UJ-TE
Bromobenzene	SW8260B	mg/kg		28	ND [0.0085]	- -	- -	ND [0.005] UJ-TE
Bromochloromethane	SW8260B	mg/kg			ND [0.0085]	- -	- -	ND [0.005] UJ-TE
Bromodichloromethane	SW8260B	mg/kg	0.35	0.82	ND [0.0034]	- -	- -	ND [0.002] UJ-TE
Bromoform	SW8260B	mg/kg	0.38	62	ND [0.0085]	- -	- -	ND [0.005] UJ-TE
Bromomethane	SW8260B	mg/kg	1.1	3.9	ND [0.017]	- -	- -	ND [0.01] UJ-TE
Carbon disulfide	SW8260B	mg/kg			ND [0.017]	- -	- -	ND [0.01] UJ-TE
Carbon tetrachloride	SW8260B	mg/kg	0.03	0.25	ND [0.0051]	- -	- -	ND [0.003] UJ-TE
Chlorobenzene	SW8260B	mg/kg	0.6	150	ND [0.0034]	- -	- -	ND [0.002] UJ-TE
Chloroethane	SW8260B	mg/kg		3	ND [0.0085]	- -	- -	ND [0.005] UJ-TE
Chloroform	SW8260B	mg/kg	0.34	3.6	ND [0.0034]	- -	- -	ND [0.002] UJ-TE
Chloromethane	SW8260B	mg/kg		1.2	ND [0.0085]	- -	- -	ND [0.005] UJ-TE
Dibromochloromethane	SW8260B	mg/kg	0.2	1.1	ND [0.0051]	- -	- -	ND [0.003] UJ-TE
Dibromomethane	SW8260B	mg/kg	1.1		ND [0.0085]	- -	- -	ND [0.005] UJ-TE
Dichlorodifluoromethane	SW8260B	mg/kg	60	94	ND [0.0085]	- -	- -	ND [0.005] UJ-TE
Ethylbenzene	SW8260B	mg/kg	5.5	8.9	ND [0.0085]	- -	- -	ND [0.005] UJ-TE
Hexachlorobutadiene	SW8260B	mg/kg	8	6.2	ND [0.0051]	- -	- -	ND [0.003] UJ-TE
Isopropylbenzene	SW8260B	mg/kg	227	570	ND [0.0085]	- -	- -	ND [0.005] UJ-TE
Methyl-tert-butyl ether (MTBE)	SW8260B	mg/kg			ND [0.034]	- -	- -	ND [0.02] UJ-TE
Methylene chloride	SW8260B	mg/kg	0.015	9.1	ND [0.0085]	- -	- -	0.002 [0.005] UBRL,
Naphthalene	SW8260B	mg/kg	21	56	ND [0.0085]	- -	- -	ND [0.005] UJ-TE
Styrene	SW8260B	mg/kg	1.3	1700	ND [0.0085]	- -	- -	ND [0.005] UJ-TE
Tetrachloroethene (PCE)	SW8260B	mg/kg	0.03	1.5	ND [0.0043]	- -	- -	ND [0.0025] UJ-TE
Toluene	SW8260B	mg/kg	5.4	520	ND [0.0085]	- -	- -	ND [0.005] UJ-TE
Trichloroethene (TCE)	SW8260B	mg/kg	0.027	0.053	ND [0.0034]	- -	- -	ND [0.002] UJ-TE
Trichlorofluoromethane	SW8260B	mg/kg		390	ND [0.0085]	- -	- -	ND [0.005] UJ-TE
Vinyl chloride	SW8260B	mg/kg	0.009	0.079	ND [0.0014]	- -	- -	ND [0.0008] UJ-TE
Xylene, Isomers m & p	SW8260B	mg/kg	78	270	ND [0.0085]	- -	- -	ND [0.005] UJ-TE

See flag definitions at the end of this table.

Elmendorf SS83
2003 Test Pit Analytical Data

				Sample ID	JE03ELMTP4SL06-01SO	JE03ELMTP4SL06-01SO	JE03ELMTBSL06-01SO	JE03ELMTBSL06-02SO
				Laboratory	CTE/CASK	CTE	CTE	CTE
				Lab Sample ID	1034316008/K230526205	1034316008A	1034183010	1034183011
				Collection Date	7/15/03	7/15/03	7/14/03	7/14/03
				Matrix	SO	SO	SO	SO
			Screening Criteria					
Analyte	**Method**	**Units**	**ADEC[1]**	**EPA[2]**				
cis-1,2-Dichloroethene	SW8260B	mg/kg	0.2	43	ND [0.0085]	- -	- -	ND [0.005] UJ-TE
cis-1,3-Dichloropropene	SW8260B	mg/kg		0.78	ND [0.0034]	- -	- -	ND [0.002] UJ-TE
n-Butylbenzene	SW8260B	mg/kg		240	ND [0.0085]	- -	- -	ND [0.005] UJ-TE
n-Propylbenzene	SW8260B	mg/kg			ND [0.0085]	- -	- -	ND [0.005] UJ-TE
o-Xylene	SW8260B	mg/kg	78	270	ND [0.0085]	- -	- -	ND [0.005] UJ-TE
sec-Butylbenzene	SW8260B	mg/kg		220	ND [0.0085]	- -	- -	ND [0.005] UJ-TE
tert-Butylbenzene	SW8260B	mg/kg		390	ND [0.0085]	- -	- -	ND [0.005] UJ-TE
trans-1,2-Dichloroethene	SW8260B	mg/kg	0.4	69	ND [0.0085]	- -	- -	ND [0.005] UJ-TE
trans-1,3-Dichloropropene	SW8260B	mg/kg		0.78	ND [0.0085]	- -	- -	ND [0.005] UJ-TE
1,2,4-Trichlorobenzene	SW8270C	mg/kg	2	650	ND [0.447]	- -	- -	- -
1,2-Dichlorobenzene	SW8270C	mg/kg	7	370	ND [0.447]	- -	- -	- -
1,3-Dichlorobenzene	SW8270C	mg/kg	12.1	16	ND [0.447]	- -	- -	- -
1,4-Dichlorobenzene	SW8270C	mg/kg	0.8	3.4	ND [0.447]	- -	- -	- -
2,4,5-Trichlorophenol	SW8270C	mg/kg	90	6100	ND [0.447]	- -	- -	- -
2,4,6-Trichlorophenol	SW8270C	mg/kg	0.6	6.1	ND [0.447]	- -	- -	- -
2,4-Dichlorophenol	SW8270C	mg/kg	0.45	180	ND [0.447]	- -	- -	- -
2,4-Dimethylphenol	SW8270C	mg/kg	4	1200	ND [0.447]	- -	- -	- -
2,4-Dinitrophenol	SW8270C	mg/kg	0.2	120	ND [3.57]	- -	- -	- -
2,4-Dinitrotoluene	SW8270C	mg/kg	0.005	120	ND [0.447]	- -	- -	- -
2,6-Dinitrotoluene	SW8270C	mg/kg	0.0044	61	ND [0.447]	- -	- -	- -
2-Chloronaphthalene	SW8270C	mg/kg	70	4900	ND [0.447]	- -	- -	- -
2-Chlorophenol	SW8270C	mg/kg	1.4	63	ND [0.447]	- -	- -	- -
2-Methyl-4,6-dinitrophenol	SW8270C	mg/kg			ND [3.57]	- -	- -	- -
2-Methylnaphthalene	SW8270C	mg/kg	60.9		ND [0.447]	- -	- -	- -
2-Methylphenol (o-Cresol)	SW8270C	mg/kg	7	3100	ND [0.447]	- -	- -	- -
2-Nitroaniline	SW8270C	mg/kg		1.7	ND [0.447]	- -	- -	- -
2-Nitrophenol	SW8270C	mg/kg			ND [0.447]	- -	- -	- -
3,3'-Dichlorobenzidine	SW8270C	mg/kg	0.02	1.1	ND [0.447]	- -	- -	- -
3-Methylphenol/4-Methylphenol Coelution	SW8270C	mg/kg			ND [0.536]	- -	- -	- -
3-Nitroaniline	SW8270C	mg/kg			ND [0.447]	- -	- -	- -
4-Bromophenyl phenyl ether	SW8270C	mg/kg			ND [0.447]	- -	- -	- -
4-Chloro-3-methylphenol	SW8270C	mg/kg			ND [0.447]	- -	- -	- -

See flag definitions at the end of this table.

Elmendorf SS83
2003 Test Pit Analytical Data

				Sample ID	JE03ELMTP4SL06-01SO	JE03ELMTP4SL06-01SO	JE03ELMTBSL06-01SO	JE03ELMTBSL06-02SO
				Laboratory	CTE/CASK	CTE	CTE	CTE
				Lab Sample ID	1034316008/K230526205	1034316008A	1034183010	1034183011
				Collection Date	7/15/03	7/15/03	7/14/03	7/14/03
				Matrix	SO	SO	SO	SO
			Screening Criteria					
Analyte	**Method**	**Units**	**ADEC[1]**	**EPA[2]**				
4-Chloroaniline	SW8270C	mg/kg	0.5	240	ND [0.447]	- -	- -	- -
4-Chlorophenyl phenyl ether	SW8270C	mg/kg			ND [0.447]	- -	- -	- -
4-Nitroaniline	SW8270C	mg/kg			ND [0.893]	- -	- -	- -
4-Nitrophenol	SW8270C	mg/kg			ND [1.79]	- -	- -	- -
Acenaphthene	SW8270C	mg/kg	210	3700	ND [0.447]	- -	- -	- -
Acenaphthylene	SW8270C	mg/kg	210	6100	ND [0.447]	- -	- -	- -
Aniline	SW8270C	mg/kg			ND [0.447]	- -	- -	- -
Anthracene	SW8270C	mg/kg	4300	22000	ND [0.447]	- -	- -	- -
Azobenzene	SW8270C	mg/kg			ND [0.447]	- -	- -	- -
Benzo(a)anthracene	SW8270C	mg/kg	6	0.62	ND [0.447]	- -	- -	- -
Benzo(a)pyrene	SW8270C	mg/kg	1	0.062	ND [0.447]	- -	- -	- -
Benzo(b)fluoranthene	SW8270C	mg/kg	11	0.62	ND [0.447]	- -	- -	- -
Benzo(g,h,i)perylene	SW8270C	mg/kg	1500		ND [0.447]	- -	- -	- -
Benzo(k)fluoranthene	SW8270C	mg/kg	110	6.2	ND [0.447]	- -	- -	- -
Benzoic acid	SW8270C	mg/kg	390	100000	ND [1.79]	- -	- -	- -
Benzyl alcohol	SW8270C	mg/kg			ND [0.447]	- -	- -	- -
Benzyl butyl phthalate	SW8270C	mg/kg	5600	12000	ND [0.447]	- -	- -	- -
Chrysene	SW8270C	mg/kg	620	62	ND [0.447]	- -	- -	- -
Di-n-butyl phthalate	SW8270C	mg/kg	1700		ND [0.447]	- -	- -	- -
Di-n-octyl phthalate	SW8270C	mg/kg	2000	2400	ND [0.447]	- -	- -	- -
Dibenzo(a,h)anthracene	SW8270C	mg/kg	1	0.062	ND [0.447]	- -	- -	- -
Dibenzofuran	SW8270C	mg/kg	7.78	290	ND [0.447]	- -	- -	- -
Diethyl phthalate	SW8270C	mg/kg	190	49000	ND [0.447]	- -	- -	- -
Dimethyl phthalate	SW8270C	mg/kg	1400	100000	ND [0.447]	- -	- -	- -
Fluoranthene	SW8270C	mg/kg	2100	2300	ND [0.447]	- -	- -	- -
Fluorene	SW8270C	mg/kg	270	2700	ND [0.447]	- -	- -	- -
Hexachlorobenzene	SW8270C	mg/kg	0.73	0.3	ND [0.447]	- -	- -	- -
Hexachlorobutadiene	SW8270C	mg/kg	8	6.2	ND [0.447]	- -	- -	- -
Hexachlorocyclopentadiene	SW8270C	mg/kg	7		ND [0.893]	- -	- -	- -
Hexachloroethane	SW8270C	mg/kg	1.6	35	ND [0.447]	- -	- -	- -
Indeno(1,2,3-cd)pyrene	SW8270C	mg/kg	11	0.62	ND [0.447]	- -	- -	- -
Isophorone	SW8270C	mg/kg	3	510	ND [0.447]	- -	- -	- -
Naphthalene	SW8270C	mg/kg	21	56	ND [0.447]	- -	- -	- -
Nitrobenzene	SW8270C	mg/kg	0.06	20	ND [0.447]	- -	- -	- -

See flag definitions at the end of this table.

Elmendorf SS83
2003 Test Pit Analytical Data

				Sample ID	JE03ELMTP4SL06-01SO	JE03ELMTP4SL06-01SO	JE03ELMTBSL06-01SO	JE03ELMTBSL06-02SO
				Laboratory	CTE/CASK	CTE	CTE	CTE
				Lab Sample ID	1034316008/K230526205	1034316008A	1034183010	1034183011
				Collection Date	7/15/03	7/15/03	7/14/03	7/14/03
				Matrix	SO	SO	SO	SO
			Screening Criteria					
Analyte	**Method**	**Units**	**ADEC[1]**	**EPA[2]**				
Pentachlorophenol	SW8270C	mg/kg	0.01	3	ND [1.79]	- -	- -	- -
Phenanthrene	SW8270C	mg/kg	4300		ND [0.447]	- -	- -	- -
Phenol	SW8270C	mg/kg	67	37000	ND [0.447]	- -	- -	- -
Pyrene	SW8270C	mg/kg	1500	2300	ND [0.447]	- -	- -	- -
bis(2-Chloroisopropyl)ether	SW8270C	mg/kg		2.9	ND [0.447]	- -	- -	- -
bis-(2-Chloroethyl)ether	SW8270C	mg/kg	0.002	0.21	ND [0.447]	- -	- -	- -
bis-(2-chloroethoxy)methane	SW8270C	mg/kg			ND [0.447]	- -	- -	- -
bis-(2-ethylhexyl)phthalate	SW8270C	mg/kg	590	35	ND [0.447]	- -	- -	- -
n-Nitrosodi-n-propylamine	SW8270C	mg/kg	0.00036	0.069	ND [0.447]	- -	- -	- -
n-Nitrosodimethylamine	SW8270C	mg/kg		0.0095	ND [0.447]	- -	- -	- -
n-Nitrosodiphenylamine	SW8270C	mg/kg		99	ND [0.447]	- -	- -	- -

See flag definitions at the end of this table.

Elmendorf SS83
2003 Test Pit Analytical Data

		Sample ID			JE03ELMTBSL10-01SO	JE03ELMTBSL10-02SO
		Laboratory			CTE	CTE
		Lab Sample ID			1034316009	1034316010
		Collection Date			7/15/03	7/15/03
		Matrix			SO	SO
			Screening Criteria			
Analyte	**Method**	**Units**	**ADEC[1]**	**EPA[2]**		
Total Solids	A2540G	PERCENT			100 [0]	100 [0]
Gasoline Range Organics	AK101	mg/kg	300		ND [2.55]	- -
Diesel Range Organics	AK102	mg/kg	250		- -	- -
Residual Range Organics	AK103	mg/kg	10000		- -	- -
Acenaphthene	PAHSIM	mg/kg	210	3700	- -	- -
Acenaphthylene	PAHSIM	mg/kg	210		- -	- -
Anthracene	PAHSIM	mg/kg	4300	22000	- -	- -
Benzo(a)anthracene	PAHSIM	mg/kg	6	0.62	- -	- -
Benzo(a)pyrene	PAHSIM	mg/kg	1	0.062	- -	- -
Benzo(b)fluoranthene	PAHSIM	mg/kg	11	0.62	- -	- -
Benzo(g,h,i)perylene	PAHSIM	mg/kg	1500		- -	- -
Benzo(k)fluoranthene	PAHSIM	mg/kg	110	6.2	- -	- -
Chrysene	PAHSIM	mg/kg	620	62	- -	- -
Dibenzo(a,h)anthracene	PAHSIM	mg/kg	1	0.062	- -	- -
Fluoranthene	PAHSIM	mg/kg	2100	2300	- -	- -
Fluorene	PAHSIM	mg/kg	270	2600	- -	- -
Indeno(1,2,3-cd)pyrene	PAHSIM	mg/kg	11	0.62	- -	- -
Naphthalene	PAHSIM	mg/kg	21	56	- -	- -
Phenanthrene	PAHSIM	mg/kg	4300		- -	- -
Pyrene	PAHSIM	mg/kg	1500	2300	- -	- -
Arsenic	SW6020	mg/kg	2	0.39	- -	- -
Barium	SW6020	mg/kg	1100	5400	- -	- -
Cadmium	SW6020	mg/kg	5	37	- -	- -
Chromium	SW6020	mg/kg	26	210	- -	- -
Lead	SW6020	mg/kg	400	400	- -	- -
Selenium	SW6020	mg/kg	3.5	390	- -	- -
Silver	SW6020	mg/kg	21	390	- -	- -
Mercury	SW7471A	mg/kg	1.4	23	- -	- -

See flag definitions at the end of this table.

Elmendorf SS83
2003 Test Pit Analytical Data

		Sample ID			JE03ELMTBSL10-01SO	JE03ELMTBSL10-02SO
		Laboratory			CTE	CTE
		Lab Sample ID			1034316009	1034316010
		Collection Date			7/15/03	7/15/03
		Matrix			SO	SO
			Screening Criteria			
Analyte	**Method**	**Units**	**ADEC[1]**	**EPA[2]**		
4,4'-DDD	SW8081A	mg/kg	35	2.4	- -	- -
4,4'-DDE	SW8081A	mg/kg	24	1.7	- -	- -
4,4'-DDT	SW8081A	mg/kg	24	1.7	- -	- -
Aldrin	SW8081A	mg/kg	0.5	0.029	- -	- -
Dieldrin	SW8081A	mg/kg	0.015	0.03	- -	- -
Endosulfan I	SW8081A	mg/kg	7	370	- -	- -
Endosulfan II	SW8081A	mg/kg			- -	- -
Endosulfan sulfate	SW8081A	mg/kg			- -	- -
Endrin	SW8081A	mg/kg	0.3	18	- -	- -
Endrin aldehyde	SW8081A	mg/kg			- -	- -
Endrin ketone	SW8081A	mg/kg			- -	- -
Heptachlor	SW8081A	mg/kg	0.8	0.11	- -	- -
Heptachlor epoxide	SW8081A	mg/kg	0.2	0.053	- -	- -
Methoxychlor	SW8081A	mg/kg	52	310	- -	- -
Toxaphene	SW8081A	mg/kg	8	0.44	- -	- -
alpha-BHC	SW8081A	mg/kg	0.0026	0.09	- -	- -
alpha-Chlordane	SW8081A	mg/kg	3	1.6	- -	- -
beta-BHC	SW8081A	mg/kg	0.009	0.32	- -	- -
delta-BHC	SW8081A	mg/kg			- -	- -
gamma-BHC (Lindane)	SW8081A	mg/kg	0.003	0.44	- -	- -
gamma-Chlordane	SW8081A	mg/kg	3		- -	- -
PCB-1016 (Aroclor 1016)	SW8082	mg/kg	1	3.9	- -	- -
PCB-1221 (Aroclor 1221)	SW8082	mg/kg	1	0.22	- -	- -
PCB-1232 (Aroclor 1232)	SW8082	mg/kg	1	0.22	- -	- -
PCB-1242 (Aroclor 1242)	SW8082	mg/kg	1	0.22	- -	- -
PCB-1248 (Aroclor 1248)	SW8082	mg/kg	1	0.22	- -	- -
PCB-1254 (Aroclor 1254)	SW8082	mg/kg	1	0.22	- -	- -
PCB-1260 (Aroclor 1260)	SW8082	mg/kg	1	0.22	- -	- -
2,4,5-T	SW8151A	mg/kg		610	- -	- -
2,4,5-TP (Silvex)	SW8151A	mg/kg		490	- -	- -
2,4-D	SW8151A	mg/kg		690	- -	- -

See flag definitions at the end of this table.

Elmendorf SS83
2003 Test Pit Analytical Data

		Sample ID			JE03ELMTBSL10-01SO	JE03ELMTBSL10-02SO
		Laboratory			CTE	CTE
		Lab Sample ID			1034316009	1034316010
		Collection Date			7/15/03	7/15/03
		Matrix			SO	SO
			Screening Criteria			
Analyte	**Method**	**Units**	**ADEC[1]**	**EPA[2]**		
2,4-DB	SW8151A	mg/kg		490	- -	- -
Dalapon	SW8151A	mg/kg		1800	- -	- -
Dicamba	SW8151A	mg/kg			- -	- -
Dichlorprop	SW8151A	mg/kg			- -	- -
Dinoseb	SW8151A	mg/kg		61	- -	- -
MCPA (2-Methyl-4-chlorophenoxy acetic acid)	SW8151A	mg/kg		31	- -	- -
MCPP (2-(2-methyl-4-chlorophenoxy) propanoic acid)	SW8151A	mg/kg		61	- -	- -
1,1,1,2-Tetrachloroethane	SW8260B	mg/kg		3.2	- -	ND [0.003]
1,1,1-Trichloroethane	SW8260B	mg/kg	1	1200	- -	ND [0.005]
1,1,2,2-Tetrachloroethane	SW8260B	mg/kg	0.017	0.41	- -	ND [0.001]
1,1,2-Trichloroethane	SW8260B	mg/kg	0.017	0.73	- -	ND [0.0015]
1,1-Dichloroethane	SW8260B	mg/kg	12	510	- -	ND [0.005]
1,1-Dichloroethene	SW8260B	mg/kg	0.03	120	- -	ND [0.003]
1,1-Dichloropropene	SW8260B	mg/kg			- -	ND [0.005]
1,2,3-Trichlorobenzene	SW8260B	mg/kg			- -	ND [0.005]
1,2,3-Trichloropropane	SW8260B	mg/kg	0.002	0.005	- -	ND [0.0015]
1,2,4-Trichlorobenzene	SW8260B	mg/kg	2	650	- -	ND [0.005]
1,2,4-Trimethylbenzene	SW8260B	mg/kg	92.2	52	- -	ND [0.005]
1,2-Dibromo-3-chloropropane	SW8260B	mg/kg		0.45	- -	ND [0.01]
1,2-Dibromoethane	SW8260B	mg/kg	0.0002	0.0069	- -	ND [0.005]
1,2-Dichlorobenzene	SW8260B	mg/kg	7	370	- -	ND [0.005]
1,2-Dichloroethane	SW8260B	mg/kg	0.015	0.28	- -	ND [0.001]
1,2-Dichloropropane	SW8260B	mg/kg	0.017	0.34	- -	ND [0.0015]
1,3,5-Trimethylbenzene	SW8260B	mg/kg	25	21	- -	ND [0.005]
1,3-Dichlorobenzene	SW8260B	mg/kg	12.1	16	- -	ND [0.005]
1,3-Dichloropropane	SW8260B	mg/kg			- -	ND [0.002]
1,4-Dichlorobenzene	SW8260B	mg/kg	0.8	3.4	- -	ND [0.002]
1-Chlorohexane	SW8260B	mg/kg			- -	ND [0.005]
2,2-Dichloropropane	SW8260B	mg/kg			- -	ND [0.005]
2-Butanone	SW8260B	mg/kg	60	7300	- -	- -
2-Chloroethyl vinyl ether	SW8260B	mg/kg			- -	- -

See flag definitions at the end of this table.

Elmendorf SS83
2003 Test Pit Analytical Data

		Sample ID			JE03ELMTBSL10-01SO	JE03ELMTBSL10-02SO
		Laboratory			CTE	CTE
		Lab Sample ID			1034316009	1034316010
		Collection Date			7/15/03	7/15/03
		Matrix			SO	SO
			Screening Criteria			
Analyte	**Method**	**Units**	**ADEC[1]**	**EPA[2]**		
2-Chlorotoluene	SW8260B	mg/kg		160	- -	ND [0.005]
2-Hexanone	SW8260B	mg/kg			- -	- -
4-Chlorotoluene	SW8260B	mg/kg			- -	ND [0.005]
4-Isopropyltoluene	SW8260B	mg/kg			- -	ND [0.005]
4-Methyl-2-pentanone	SW8260B	mg/kg			- -	ND [0.02]
Acetone	SW8260B	mg/kg	10	1600	- -	ND [0.05]
Benzene	SW8260B	mg/kg	0.02	0.6	- -	ND [0.002]
Bromobenzene	SW8260B	mg/kg		28	- -	ND [0.005]
Bromochloromethane	SW8260B	mg/kg			- -	ND [0.005]
Bromodichloromethane	SW8260B	mg/kg	0.35	0.82	- -	ND [0.002]
Bromoform	SW8260B	mg/kg	0.38	62	- -	ND [0.005]
Bromomethane	SW8260B	mg/kg	1.1	3.9	- -	ND [0.01]
Carbon disulfide	SW8260B	mg/kg			- -	ND [0.01]
Carbon tetrachloride	SW8260B	mg/kg	0.03	0.25	- -	ND [0.003]
Chlorobenzene	SW8260B	mg/kg	0.6	150	- -	ND [0.002]
Chloroethane	SW8260B	mg/kg		3	- -	ND [0.005]
Chloroform	SW8260B	mg/kg	0.34	3.6	- -	ND [0.002]
Chloromethane	SW8260B	mg/kg		1.2	- -	ND [0.005]
Dibromochloromethane	SW8260B	mg/kg	0.2	1.1	- -	ND [0.003]
Dibromomethane	SW8260B	mg/kg	1.1		- -	ND [0.005]
Dichlorodifluoromethane	SW8260B	mg/kg	60	94	- -	ND [0.005]
Ethylbenzene	SW8260B	mg/kg	5.5	8.9	- -	ND [0.005]
Hexachlorobutadiene	SW8260B	mg/kg	8	6.2	- -	ND [0.003]
Isopropylbenzene	SW8260B	mg/kg	227	570	- -	ND [0.005]
Methyl-tert-butyl ether (MTBE)	SW8260B	mg/kg			- -	ND [0.02]
Methylene chloride	SW8260B	mg/kg	0.015	9.1	- -	0.002 [0.005] UBRL
Naphthalene	SW8260B	mg/kg	21	56	- -	ND [0.005]
Styrene	SW8260B	mg/kg	1.3	1700	- -	ND [0.005]
Tetrachloroethene (PCE)	SW8260B	mg/kg	0.03	1.5	- -	ND [0.0025]
Toluene	SW8260B	mg/kg	5.4	520	- -	ND [0.005]
Trichloroethene (TCE)	SW8260B	mg/kg	0.027	0.053	- -	ND [0.002]
Trichlorofluoromethane	SW8260B	mg/kg		390	- -	ND [0.005]
Vinyl chloride	SW8260B	mg/kg	0.009	0.079	- -	ND [0.0008]
Xylene, Isomers m & p	SW8260B	mg/kg	78	270	- -	ND [0.005]

See flag definitions at the end of this table.

Elmendorf SS83
2003 Test Pit Analytical Data

		Sample ID			JE03ELMTBSL10-01SO	JE03ELMTBSL10-02SO
		Laboratory			CTE	CTE
		Lab Sample ID			1034316009	1034316010
		Collection Date			7/15/03	7/15/03
		Matrix			SO	SO
			Screening Criteria			
Analyte	**Method**	**Units**	**ADEC[1]**	**EPA[2]**		
cis-1,2-Dichloroethene	SW8260B	mg/kg	0.2	43	- -	ND [0.005]
cis-1,3-Dichloropropene	SW8260B	mg/kg		0.78	- -	ND [0.002]
n-Butylbenzene	SW8260B	mg/kg		240	- -	ND [0.005]
n-Propylbenzene	SW8260B	mg/kg			- -	ND [0.005]
o-Xylene	SW8260B	mg/kg	78	270	- -	ND [0.005]
sec-Butylbenzene	SW8260B	mg/kg		220	- -	ND [0.005]
tert-Butylbenzene	SW8260B	mg/kg		390	- -	ND [0.005]
trans-1,2-Dichloroethene	SW8260B	mg/kg	0.4	69	- -	ND [0.005]
trans-1,3-Dichloropropene	SW8260B	mg/kg		0.78	- -	ND [0.005]
1,2,4-Trichlorobenzene	SW8270C	mg/kg	2	650	- -	- -
1,2-Dichlorobenzene	SW8270C	mg/kg	7	370	- -	- -
1,3-Dichlorobenzene	SW8270C	mg/kg	12.1	16	- -	- -
1,4-Dichlorobenzene	SW8270C	mg/kg	0.8	3.4	- -	- -
2,4,5-Trichlorophenol	SW8270C	mg/kg	90	6100	- -	- -
2,4,6-Trichlorophenol	SW8270C	mg/kg	0.6	6.1	- -	- -
2,4-Dichlorophenol	SW8270C	mg/kg	0.45	180	- -	- -
2,4-Dimethylphenol	SW8270C	mg/kg	4	1200	- -	- -
2,4-Dinitrophenol	SW8270C	mg/kg	0.2	120	- -	- -
2,4-Dinitrotoluene	SW8270C	mg/kg	0.005	120	- -	- -
2,6-Dinitrotoluene	SW8270C	mg/kg	0.0044	61	- -	- -
2-Chloronaphthalene	SW8270C	mg/kg	70	4900	- -	- -
2-Chlorophenol	SW8270C	mg/kg	1.4	63	- -	- -
2-Methyl-4,6-dinitrophenol	SW8270C	mg/kg			- -	- -
2-Methylnaphthalene	SW8270C	mg/kg	60.9		- -	- -
2-Methylphenol (o-Cresol)	SW8270C	mg/kg	7	3100	- -	- -
2-Nitroaniline	SW8270C	mg/kg		1.7	- -	- -
2-Nitrophenol	SW8270C	mg/kg			- -	- -
3,3'-Dichlorobenzidine	SW8270C	mg/kg	0.02	1.1	- -	- -
3-Methylphenol/4-Methylphenol Coelution	SW8270C	mg/kg			- -	- -
3-Nitroaniline	SW8270C	mg/kg			- -	- -
4-Bromophenyl phenyl ether	SW8270C	mg/kg			- -	- -
4-Chloro-3-methylphenol	SW8270C	mg/kg			- -	- -

See flag definitions at the end of this table.

Elmendorf SS83
2003 Test Pit Analytical Data

		Sample ID			JE03ELMTBSL10-01SO	JE03ELMTBSL10-02SO
		Laboratory			CTE	CTE
		Lab Sample ID			1034316009	1034316010
		Collection Date			7/15/03	7/15/03
		Matrix			SO	SO
			Screening Criteria			
Analyte	**Method**	**Units**	**ADEC[1]**	**EPA[2]**		
4-Chloroaniline	SW8270C	mg/kg	0.5	240	- -	- -
4-Chlorophenyl phenyl ether	SW8270C	mg/kg			- -	- -
4-Nitroaniline	SW8270C	mg/kg			- -	- -
4-Nitrophenol	SW8270C	mg/kg			- -	- -
Acenaphthene	SW8270C	mg/kg	210	3700	- -	- -
Acenaphthylene	SW8270C	mg/kg	210	6100	- -	- -
Aniline	SW8270C	mg/kg			- -	- -
Anthracene	SW8270C	mg/kg	4300	22000	- -	- -
Azobenzene	SW8270C	mg/kg			- -	- -
Benzo(a)anthracene	SW8270C	mg/kg	6	0.62	- -	- -
Benzo(a)pyrene	SW8270C	mg/kg	1	0.062	- -	- -
Benzo(b)fluoranthene	SW8270C	mg/kg	11	0.62	- -	- -
Benzo(g,h,i)perylene	SW8270C	mg/kg	1500		- -	- -
Benzo(k)fluoranthene	SW8270C	mg/kg	110	6.2	- -	- -
Benzoic acid	SW8270C	mg/kg	390	100000	- -	- -
Benzyl alcohol	SW8270C	mg/kg			- -	- -
Benzyl butyl phthalate	SW8270C	mg/kg	5600	12000	- -	- -
Chrysene	SW8270C	mg/kg	620	62	- -	- -
Di-n-butyl phthalate	SW8270C	mg/kg	1700		- -	- -
Di-n-octyl phthalate	SW8270C	mg/kg	2000	2400	- -	- -
Dibenzo(a,h)anthracene	SW8270C	mg/kg	1	0.062	- -	- -
Dibenzofuran	SW8270C	mg/kg	7.78	290	- -	- -
Diethyl phthalate	SW8270C	mg/kg	190	49000	- -	- -
Dimethyl phthalate	SW8270C	mg/kg	1400	100000	- -	- -
Fluoranthene	SW8270C	mg/kg	2100	2300	- -	- -
Fluorene	SW8270C	mg/kg	270	2700	- -	- -
Hexachlorobenzene	SW8270C	mg/kg	0.73	0.3	- -	- -
Hexachlorobutadiene	SW8270C	mg/kg	8	6.2	- -	- -
Hexachlorocyclopentadiene	SW8270C	mg/kg	7		- -	- -
Hexachloroethane	SW8270C	mg/kg	1.6	35	- -	- -
Indeno(1,2,3-cd)pyrene	SW8270C	mg/kg	11	0.62	- -	- -
Isophorone	SW8270C	mg/kg	3	510	- -	- -
Naphthalene	SW8270C	mg/kg	21	56	- -	- -
Nitrobenzene	SW8270C	mg/kg	0.06	20	- -	- -

See flag definitions at the end of this table.

Elmendorf SS83
2003 Test Pit Analytical Data

		Sample ID			JE03ELMTBSL10-01SO	JE03ELMTBSL10-02SO
		Laboratory			CTE	CTE
		Lab Sample ID			1034316009	1034316010
		Collection Date			7/15/03	7/15/03
		Matrix			SO	SO
			Screening Criteria			
Analyte	**Method**	**Units**	**ADEC[1]**	**EPA[2]**		
Pentachlorophenol	SW8270C	mg/kg	0.01	3	- -	- -
Phenanthrene	SW8270C	mg/kg	4300		- -	- -
Phenol	SW8270C	mg/kg	67	37000	- -	- -
Pyrene	SW8270C	mg/kg	1500	2300	- -	- -
bis(2-Chloroisopropyl)ether	SW8270C	mg/kg		2.9	- -	- -
bis-(2-Chloroethyl)ether	SW8270C	mg/kg	0.002	0.21	- -	- -
bis-(2-chloroethoxy)methane	SW8270C	mg/kg			- -	- -
bis-(2-ethylhexyl)phthalate	SW8270C	mg/kg	590	35	- -	- -
n-Nitrosodi-n-propylamine	SW8270C	mg/kg	0.00036	0.069	- -	- -
n-Nitrosodimethylamine	SW8270C	mg/kg		0.0095	- -	- -
n-Nitrosodiphenylamine	SW8270C	mg/kg		99	- -	- -

See flag definitions at the end of this table.

Flag Definitions

Note

Highlighted constituents exceed screening criteria.
ND - not detected
[ ] - laboratory reporting limit
-- = sample not analyzed by this method
F - Numerical result is below method reporting limit (MRL) but above method detection limit (MDL)
UBRL - Numerical result should be considred nondetect due to laboratory blank contamination.
J/UJ-C - Numerical result is considered estimated due to out of compliance calibration criteria.
J/UJ-L - Numerical result or reporting limit is considered estimated due to laboratory control sample recovery failure.
J/UJ-M - Numerical result or reporting limit is considered estimated due to matrix interference
J/UJ-P - Numerical reporting limits is considered estimated due to inadequate preservation methods.
J/UJ-TE - Numberical result or reporting limit is considered estimated due to temperature receipt exceedance.
R-C - Result is rejected due to out of compliance calibration criteria
R-L - Result is rejected due to laboratory control sample recovery failure
R-P - Result is rejected due to inadequate preservation methods.

Technical Memorandum 01-007, "Calculate Cleanup Levels for Compounds without Tabular Values in Site Cleanup Rules." ADEC, Novemb

[2] = EPA Region 9 Preliminary Remediation Goals (October, 2002).

Elmendorf SS83
2002 Groundwater Analytical Results

				Sample ID	LNDWL01WGN1	LNDWL02WGN1	LNDWL03WGN1	LNDWL03WGN2
				Laboratory	CTE/LTL	CTE/LTL	CTE/LTL	CTE/LTL
				Lab Sample ID	1026184006/0209413-01	1026184007/1026219001 0209413-02	1026184001/0209413-03	1026184004/0209413-04
				Collection Date	9/17/02	9/18/02	9/17/02	9/17/02
				Matrix	WG	WG	WG	WG
			Screening Criteria					
Analyte	**Method**	**Units**	**MCL[1]**	**ADEC[2]**				
Gasoline Range Organics	AK101	mg/L		1.3	ND [0.09] UJ-TE	ND [0.09] UJ-TE	ND [0.09] UJ-TE	ND [0.09] UJ-TE
Diesel Range Organics	AK102	mg/L		1.5	ND [0.5]	0.292 [0.633] F	ND [0.532]	ND [0.549]
Residual Range Organics	AK102	mg/L		1.1	ND [1]	0.422 [1.27] UBRL	ND [1.06]	ND [1.1]
Ethane	D1945	mg/L			ND [0.1] UJ-TE	ND [0.1] UJ-TE	ND [0.1] UJ-TE	ND [0.1] UJ-TE
Ethene	D1945	mg/L			ND [0.1] UJ-TE	ND [0.1] UJ-TE	ND [0.1] UJ-TE	ND [0.1] UJ-TE
Methane	D1945	mg/L			ND [0.1] UJ-TE	ND [0.1] UJ-TE	ND [0.1] UJ-TE	ND [0.1] UJ-TE
Chloride	E300.0	mg/L			6.41 [2]	- -	5.22 [2]	5.34 [2]
Acenaphthene	SW8270C PAHSIM	µg/L		2200	ND [0.104]	ND [0.132]	ND [0.105]	ND [0.109]
Acenaphthylene	SW8270C PAHSIM	µg/L		2200	ND [0.104]	ND [0.132]	ND [0.105]	ND [0.109]
Anthracene	SW8270C PAHSIM	µg/L		11000	ND [0.104]	ND [0.132]	ND [0.105]	ND [0.109]
Benzo(a)anthracene	SW8270C PAHSIM	µg/L		1	ND [0.104]	ND [0.132]	ND [0.105]	ND [0.109]
Benzo(a)pyrene	SW8270C PAHSIM	µg/L	0.2	0.2	ND [0.104]	ND [0.132]	ND [0.105] J-M	ND [0.109]
Benzo(b)fluoranthene	SW8270C PAHSIM	µg/L		1	ND [0.104]	ND [0.132]	ND [0.105]	ND [0.109]
Benzo(g,h,i)perylene	SW8270C PAHSIM	µg/L		1100	ND [0.104]	ND [0.132]	ND [0.105]	ND [0.109]
Benzo(k)fluoranthene	SW8270C PAHSIM	µg/L		10	ND [0.104]	ND [0.132]	ND [0.105]	ND [0.109]
Chrysene	SW8270C PAHSIM	µg/L		100	ND [0.104]	ND [0.132]	ND [0.105]	ND [0.109]
Dibenzo(a,h)anthracene	SW8270C PAHSIM	µg/L		0.1	ND [0.104]	ND [0.132]	ND [0.105]	ND [0.109]

See flag definitions at the end of this table.

Elmendorf SS83
2002 Groundwater Analytical Results

				Sample ID	LNDWL01WGN1	LNDWL02WGN1	LNDWL03WGN1	LNDWL03WGN2
				Laboratory	CTE/LTL	CTE/LTL	CTE/LTL	CTE/LTL
				Lab Sample ID	1026184006/0209413-01	1026184007/1026219001 0209413-02	1026184001/0209413-03	1026184004/0209413-04
				Collection Date	9/17/02	9/18/02	9/17/02	9/17/02
				Matrix	WG	WG	WG	WG
			Screening Criteria					
Analyte	**Method**	**Units**	**MCL[1]**	**ADEC[2]**				
Fluoranthene	SW8270C PAHSIM	µg/L		1460	ND [0.104]	ND [0.132]	ND [0.105]	ND [0.109]
Fluorene	SW8270C PAHSIM	µg/L		1460	ND [0.104]	ND [0.132]	ND [0.105]	ND [0.109]
Indeno(1,2,3-cd)pyrene	SW8270C PAHSIM	µg/L		1	ND [0.104]	ND [0.132]	ND [0.105]	ND [0.109]
Naphthalene	SW8270C PAHSIM	µg/L		700	0.0326 [0.104] F	0.0421 [0.132] F	ND [0.105]	ND [0.109]
Phenanthrene	SW8270C PAHSIM	µg/L		11000	ND [0.104]	0.058 [0.132] F	0.0404 [0.105] F	ND [0.109]
Pyrene	SW8270C PAHSIM	µg/L		1100	ND [0.104]	ND [0.132]	ND [0.105]	ND [0.109]
Arsenic	SW6020	µg/L	5	50	5.53 [5]	24.7 [5]	23.4 [5.11]	24.3 [5]
Barium	SW6020	µg/L	2000	2000	152 [3]	482 [3]	330 [3.07]	331 [3]
Cadmium	SW6020	µg/L	5	5	ND [2]	ND [2]	ND [2.05]	ND [2]
Chromium	SW6020	µg/L	100	100	32 [4]	135 [4]	82.1 [4.09]	70 [4]
Lead	SW6020	µg/L	15	15	3.69 [2]	18.2 [2]	19.4 [2.05]	18.6 [2]
Selenium	SW6020	µg/L	50	50	ND [5]	ND [5]	ND [5.11]	ND [5]
Silver	SW6020	µg/L		180	ND [2]	ND [2]	ND [2.05]	ND [2]
Mercury	SW7470A	mg/L	0.002	0.002	ND [0.0002]	0.0004 [0.0002]	0.0002 [0.0002] F	0.0002 [0.0002] F
4,4'-DDD	SW8081A	µg/L		3.6	ND [0.033]	ND [0.034]	ND [0.032]	ND [0.032] UJ-C
4,4'-DDE	SW8081A	µg/L		2.5	ND [0.033]	ND [0.034]	ND [0.032]	ND [0.032]
4,4'-DDT	SW8081A	µg/L		2.5	ND [0.033]	ND [0.034]	ND [0.032]	ND [0.032]
Aldrin	SW8081A	µg/L		0.05	ND [0.033]	ND [0.034]	ND [0.032]	ND [0.032]
Dieldrin	SW8081A	µg/L		0.05	ND [0.033]	ND [0.034]	ND [0.032]	ND [0.032]
Endosulfan I	SW8081A	µg/L		200	ND [0.033]	ND [0.034]	ND [0.032]	ND [0.032]
Endosulfan II	SW8081A	µg/L			ND [0.033]	ND [0.034]	ND [0.032]	ND [0.032]
Endosulfan sulfate	SW8081A	µg/L			ND [0.033]	ND [0.034]	ND [0.032]	ND [0.032]
Endrin	SW8081A	µg/L	2	2	ND [0.033]	ND [0.034]	ND [0.032]	ND [0.032]

See flag definitions at the end of this table.

Elmendorf SS83
2002 Groundwater Analytical Results

				Sample ID	LNDWL01WGN1	LNDWL02WGN1	LNDWL03WGN1	LNDWL03WGN2
				Laboratory	CTE/LTL	CTE/LTL	CTE/LTL	CTE/LTL
				Lab Sample ID	1026184006/0209413-01	1026184007/1026219001 0209413-02	1026184001/0209413-03	1026184004/0209413-04
				Collection Date	9/17/02	9/18/02	9/17/02	9/17/02
				Matrix	WG	WG	WG	WG
			Screening Criteria					
Analyte	**Method**	**Units**	**MCL[1]**	**ADEC[2]**				
Endrin aldehyde	SW8081A	µg/L			ND [0.033]	ND [0.034]	ND [0.032]	ND [0.032]
Endrin ketone	SW8081A	µg/L			ND [0.033]	ND [0.034]	ND [0.032]	ND [0.032] UJ-C
Heptachlor	SW8081A	µg/L	0.4	0.4	ND [0.033]	ND [0.034]	ND [0.032]	ND [0.032] UJ-C
Heptachlor epoxide	SW8081A	µg/L	0.2	0.2	ND [0.033]	ND [0.034]	ND [0.032]	ND [0.032] UJ-C
Methoxychlor	SW8081A	µg/L	40	40	ND [0.033]	ND [0.034]	ND [0.032]	ND [0.032]
Toxaphene	SW8081A	µg/L	3	3	ND [2.8]	ND [2.8]	ND [2.6]	ND [2.7]
alpha-BHC	SW8081A	µg/L		0.1	ND [0.033]	ND [0.034]	ND [0.032]	ND [0.032]
alpha-Chlordane	SW8081A	µg/L			ND [0.033]	ND [0.034]	ND [0.032]	ND [0.032]
beta-BHC	SW8081A	µg/L		0.47	ND [0.033]	ND [0.034]	ND [0.032]	ND [0.032]
delta-BHC	SW8081A	µg/L			ND [0.033]	ND [0.034]	ND [0.032]	ND [0.032]
gamma-BHC (Lindane)	SW8081A	µg/L	0.2	0.2	ND [0.033]	ND [0.034]	ND [0.032]	ND [0.032]
gamma-Chlordane	SW8081A	µg/L			ND [0.033]	ND [0.034]	ND [0.032]	ND [0.032]
PCB-1016 (Aroclor 1016)	SW8082	µg/L	0.5	0.5	ND [0.111]	ND [0.112]	ND [0.105]	ND [0.108]
PCB-1221 (Aroclor 1221)	SW8082	µg/L	0.5	0.5	ND [0.111]	ND [0.112]	ND [0.105]	ND [0.108]
PCB-1232 (Aroclor 1232)	SW8082	µg/L	0.5	0.5	ND [0.111]	ND [0.112]	ND [0.105]	ND [0.108]
PCB-1242 (Aroclor 1242)	SW8082	µg/L	0.5	0.5	ND [0.111]	ND [0.112]	ND [0.105]	ND [0.108]
PCB-1248 (Aroclor 1248)	SW8082	µg/L	0.5	0.5	ND [0.111]	ND [0.112]	ND [0.105]	ND [0.108]
PCB-1254 (Aroclor 1254)	SW8082	µg/L	0.5	0.5	ND [0.111]	ND [0.112]	ND [0.105]	ND [0.108]
PCB-1260 (Aroclor 1260)	SW8082	µg/L	0.5	0.5	ND [0.111]	ND [0.112]	ND [0.105]	ND [0.108]
2,4,5-T	SW8151A	µg/L			ND [40]	ND [40]	ND [40]	ND [40]
2,4,5-TP (Silvex)	SW8151A	µg/L	50		ND [20]	ND [20]	ND [20]	ND [20]
2,4-D	SW8151A	µg/L	70		ND [20]	ND [20]	ND [20]	ND [20]
2,4-DB	SW8151A	µg/L			ND [40]	ND [40]	ND [40]	ND [40]
Dalapon	SW8151A	µg/L	200		ND [60] UJ-L	0.84 [60] J-L,S	ND [60] UJ-L	ND [60] UJ-L
Dicamba	SW8151A	µg/L			ND [40] UJ-L	ND [40] UJ-L	ND [40] UJ-L	ND [40] UJ-L
Dichlorprop	SW8151A	µg/L			ND [40] UJ-L	ND [40] UJ-L	ND [40] UJ-L	ND [40] UJ-L
Dinoseb	SW8151A	µg/L	7		ND [6]	ND [6]	ND [6]	ND [6]
MCPA (2-Methyl-4-chlorophenoxy acetic acid)	SW8151A	µg/L			ND [200]	ND [200]	ND [200]	ND [200]

See flag definitions at the end of this table.

Elmendorf SS83
2002 Groundwater Analytical Results

				Sample ID	LNDWL01WGN1	LNDWL02WGN1	LNDWL03WGN1	LNDWL03WGN2
				Laboratory	CTE/LTL	CTE/LTL	CTE/LTL	CTE/LTL
				Lab Sample ID	1026184006/0209413-01	1026184007/1026219001 0209413-02	1026184001/0209413-03	1026184004/0209413-04
				Collection Date	9/17/02	9/18/02	9/17/02	9/17/02
				Matrix	WG	WG	WG	WG
			Screening Criteria					
Analyte	**Method**	**Units**	**MCL[1]**	**ADEC[2]**				
MCPP (2-(2-methyl-4-chlorophenoxy) propanoic acid)	SW8151A	µg/L			ND [200]	ND [200]	ND [200]	ND [200]
1,1,1,2-Tetrachloroethane	SW8260B	mg/L			ND [0.001] UJ-TE	ND [0.001] UJ-TE	ND [0.001] UJ-TE	ND [0.001] UJ-TE
1,1,1-Trichloroethane	SW8260B	mg/L	0.2	0.2	ND [0.001] UJ-TE	ND [0.001] UJ-TE	ND [0.001] UJ-TE	ND [0.001] UJ-TE
1,1,2,2-Tetrachloroethane	SW8260B	mg/L		0.004	ND [0.001] UJ-TE	ND [0.001] UJ-TE	ND [0.001] UJ-TE	ND [0.001] UJ-TE
1,1,2-Trichloroethane	SW8260B	mg/L	0.005	0.005	ND [0.001] UJ-TE	ND [0.001] UJ-TE	ND [0.001] UJ-TE	ND [0.001] UJ-TE
1,1-Dichloroethane	SW8260B	mg/L		3.65	ND [0.001] UJ-TE	ND [0.001] UJ-TE	ND [0.001] UJ-TE	ND [0.001] UJ-TE
1,1-Dichloroethene	SW8260B	mg/L	0.007	0.007	ND [0.001] UJ-TE	ND [0.001] UJ-TE	ND [0.001] UJ-TE	ND [0.001] UJ-TE
1,1-Dichloropropene	SW8260B	mg/L			ND [0.001] UJ-TE	ND [0.001] UJ-TE	ND [0.001] UJ-TE	ND [0.001] UJ-TE
1,2,3-Trichlorobenzene	SW8260B	mg/L			ND [0.001] UJ-TE	ND [0.001] UJ-TE	ND [0.001] UJ-TE	ND [0.001] UJ-TE
1,2,3-Trichloropropane	SW8260B	mg/L		0.0004	ND [0.002] UJ-TE	ND [0.002] UJ-TE	ND [0.002] UJ-TE	ND [0.002] UJ-TE
1,2,4-Trichlorobenzene	SW8260B	mg/L	0.07	0.07	ND [0.001] UJ-TE	ND [0.001] UJ-TE	ND [0.001] UJ-TE	ND [0.001] UJ-TE
1,2,4-Trimethylbenzene	SW8260B	mg/L		1.85	ND [0.001] UJ-TE	ND [0.001] UJ-TE	ND [0.001] UJ-TE	ND [0.001] UJ-TE
1,2-Dibromo-3-chloropropane	SW8260B	mg/L			ND [0.002] UJ-TE	ND [0.002] UJ-TE	ND [0.002] UJ-TE	ND [0.002] UJ-TE
1,2-Dibromoethane	SW8260B	mg/L	0.00005	0.00005	ND [0.001] UJ-TE	ND [0.001] UJ-TE	ND [0.001] UJ-TE	ND [0.001] UJ-TE
1,2-Dichlorobenzene	SW8260B	mg/L	0.6	0.6	ND [0.001] UJ-TE	ND [0.001] UJ-TE	ND [0.001] UJ-TE	ND [0.001] UJ-TE
1,2-Dichloroethane	SW8260B	mg/L	0.005	0.005	ND [0.001] UJ-TE	ND [0.001] UJ-TE	ND [0.001] UJ-TE	ND [0.001] UJ-TE
1,2-Dichloropropane	SW8260B	mg/L	0.005	0.005	ND [0.001] UJ-TE	ND [0.001] UJ-TE	ND [0.001] UJ-TE	ND [0.001] UJ-TE
1,3,5-Trimethylbenzene	SW8260B	mg/L		1.85	ND [0.001] UJ-TE	ND [0.001] UJ-TE	ND [0.001] UJ-TE	ND [0.001] UJ-TE
1,3-Dichlorobenzene	SW8260B	mg/L		1.1	ND [0.001] UJ-TE	ND [0.001] UJ-TE	ND [0.001] UJ-TE	ND [0.001] UJ-TE
1,3-Dichloropropane	SW8260B	mg/L		0.005	ND [0.001] UJ-TE	ND [0.001] UJ-TE	ND [0.001] UJ-TE	ND [0.001] UJ-TE
1,4-Dichlorobenzene	SW8260B	mg/L	0.075	0.075	ND [0.001] UJ-TE	ND [0.001] UJ-TE	ND [0.001] UJ-TE	ND [0.001] UJ-TE
1-Chlorohexane	SW8260B	mg/L			ND [0.001] UJ-TE	ND [0.001] UJ-TE	ND [0.001] UJ-TE	ND [0.001] UJ-TE
2,2-Dichloropropane	SW8260B	mg/L			ND [0.001] UJ-TE	ND [0.001] UJ-TE	ND [0.001] UJ-TE	ND [0.001] UJ-TE
2-Butanone	SW8260B	mg/L		22	ND [0.01] UJ-TE	ND [0.01] UJ-TE	ND [0.01] UJ-TE	ND [0.01] UJ-TE
2-Chloroethyl vinyl ether	SW8260B	mg/L			ND [0.001] UJ-TE	ND [0.001] UJ-TE	ND [0.001] UJ-TE	ND [0.001] UJ-TE
2-Chlorotoluene	SW8260B	mg/L			ND [0.001] UJ-TE	ND [0.001] UJ-TE	ND [0.001] UJ-TE	ND [0.001] UJ-TE
2-Hexanone	SW8260B	mg/L			ND [0.01] UJ-TE	ND [0.01] UJ-TE	ND [0.01] UJ-TE	ND [0.01] UJ-TE
4-Chlorotoluene	SW8260B	mg/L			ND [0.001] UJ-TE	ND [0.001] UJ-TE	ND [0.001] UJ-TE	ND [0.001] UJ-TE
4-Isopropyltoluene	SW8260B	mg/L			ND [0.001] UJ-TE	ND [0.001] UJ-TE	ND [0.001] UJ-TE	ND [0.001] UJ-TE
4-Methyl-2-pentanone	SW8260B	mg/L			ND [0.01] UJ-TE	ND [0.01] UJ-TE	ND [0.01] UJ-TE	ND [0.01] UJ-TE

See flag definitions at the end of this table.

Elmendorf SS83
2002 Groundwater Analytical Results

				Sample ID	LNDWL01WGN1	LNDWL02WGN1	LNDWL03WGN1	LNDWL03WGN2
				Laboratory	CTE/LTL	CTE/LTL	CTE/LTL	CTE/LTL
				Lab Sample ID	1026184006/0209413-01	1026184007/1026219001 0209413-02	1026184001/0209413-03	1026184004/0209413-04
				Collection Date	9/17/02	9/18/02	9/17/02	9/17/02
				Matrix	WG	WG	WG	WG
			Screening Criteria					
Analyte	**Method**	**Units**	**MCL[1]**	**ADEC[2]**				
Acetone	SW8260B	mg/L		3.65	0.0056 [0.01] J-TE	0.0078 [0.01] J-TE	ND [0.01] UJ-TE	ND [0.01] UJ-TE
Benzene	SW8260B	mg/L	0.005	0.005	ND [0.0005] UJ-TE	ND [0.0005] UJ-TE	ND TE	ND [0.0005] UJ-TE
Bromobenzene	SW8260B	mg/L			ND [0.001] UJ-TE	ND [0.001] UJ-TE	ND [0.001] UJ-TE	ND [0.001] UJ-TE
Bromochloromethane	SW8260B	mg/L			ND [0.001] UJ-TE	ND [0.001] UJ-TE	ND [0.001] UJ-TE	ND [0.001] UJ-TE
Bromodichloromethane	SW8260B	mg/L	0.08	0.1	ND [0.001] UJ-TE	ND [0.001] UJ-TE	ND [0.001] UJ-TE	ND [0.001] UJ-TE
Bromoform	SW8260B	mg/L	0.08	0.1	ND [0.001] UJ-TE	ND [0.001] UJ-TE	ND [0.001] UJ-TE	ND [0.001] UJ-TE
Bromomethane	SW8260B	mg/L			ND [0.001] UJ-TE	ND [0.001] UJ-TE	ND [0.001] UJ-TE	ND [0.001] UJ-TE
Carbon disulfide	SW8260B	mg/L		3.65	ND [0.002] UJ-TE	ND [0.002] UJ-TE	ND [0.002] UJ-TE	ND [0.002] UJ-TE
Carbon tetrachloride	SW8260B	mg/L	0.005	0.005	ND [0.001] UJ-TE	ND [0.001] UJ-TE	ND [0.001] UJ-TE	ND [0.001] UJ-TE
Chlorobenzene	SW8260B	mg/L		0.1	ND [0.001] UJ-TE	ND [0.001] UJ-TE	ND [0.001] UJ-TE	ND [0.001] UJ-TE
Chloroethane	SW8260B	mg/L			ND [0.001] UJ-TE	ND [0.001] UJ-TE	ND [0.001] UJ-TE	ND [0.001] UJ-TE
Chloroform	SW8260B	mg/L	0.08	0.1	ND [0.001] UJ-TE	0.0005 [0.001]	ND [0.001] UJ-TE	ND [0.001] UJ-TE
Chloromethane	SW8260B	mg/L			ND [0.001] UJ-TE	ND [0.001] UJ-TE	ND [0.001] UJ-TE	ND [0.001] UJ-TE
Dibromochloromethane	SW8260B	mg/L	0.08	0.06	ND [0.001] UJ-TE	ND [0.001] UJ-TE	ND [0.001] UJ-TE	ND [0.001] UJ-TE
Dibromomethane	SW8260B	mg/L		0.05	ND [0.001] UJ-TE	ND [0.001] UJ-TE	ND [0.001] UJ-TE	ND [0.001] UJ-TE
Dichlorodifluoromethane	SW8260B	mg/L		7.3	ND [0.001] R-C	ND [0.001] R-C	ND [0.001] R-C	ND [0.001] R-C
Ethylbenzene	SW8260B	mg/L	0.7	0.7	ND [0.001] UJ-TE	ND [0.001] UJ-TE	ND [0.001] UJ-TE	ND [0.001] UJ-TE
Hexachlorobutadiene	SW8260B	mg/L		0.01	ND [0.001] UJ-TE	ND [0.001] UJ-TE	ND [0.001] UJ-TE	ND [0.001] UJ-TE
Isopropylbenzene	SW8260B	mg/L		3.65	ND [0.001] UJ-TE	ND [0.001] UJ-TE	ND [0.001] UJ-TE	ND [0.001] UJ-TE
Methyl-tert-butyl ether (MTBE)	SW8260B	mg/L			ND [0.001] UJ-TE	ND [0.001] UJ-TE	ND [0.001] UJ-TE	ND [0.001] UJ-TE
Methylene chloride	SW8260B	mg/L	0.005	0.005	ND [0.005] UJ-TE	ND [0.005] UJ-TE	ND [0.005] UJ-TE	ND [0.005] UJ-TE
Naphthalene	SW8260B	mg/L		0.7	ND [0.002] UJ-TE	ND [0.002] UJ-TE	ND [0.002] UJ-TE	ND [0.002] UJ-TE
Styrene	SW8260B	mg/L	0.1	0.1	ND [0.001] UJ-TE	ND [0.001] UJ-TE	ND [0.001] UJ-TE	ND [0.001] UJ-TE
Tetrachloroethene (PCE)	SW8260B	mg/L	0.005	0.005	ND [0.001] UJ-TE	ND [0.001] UJ-TE	ND [0.001] UJ-TE	ND [0.001] UJ-TE
Toluene	SW8260B	mg/L	1	1	ND [0.001] UJ-TE	ND [0.001] UJ-TE	ND [0.001] UJ-TE	ND [0.001] UJ-TE
Trichloroethene (TCE)	SW8260B	mg/L	0.005	0.005	ND [0.001] UJ-TE	ND [0.001] UJ-TE	ND [0.001] UJ-TE	ND [0.001] UJ-TE
Trichlorofluoromethane	SW8260B	mg/L			ND [0.001] UJ-TE	ND [0.001] UJ-TE	ND [0.001] UJ-TE	ND [0.001] UJ-TE
Vinyl chloride	SW8260B	mg/L	0.002	0.002	ND [0.001] UJ-TE	ND [0.001] UJ-TE	ND [0.001] UJ-TE	ND [0.001] UJ-TE
Xylene, Isomers m & p	SW8260B	mg/L	10	10	ND [0.002] UJ-TE	ND [0.002] UJ-TE	ND [0.002] UJ-TE	ND [0.002] UJ-TE
cis-1,2-Dichloroethene	SW8260B	mg/L	0.07	0.07	ND [0.001] UJ-TE	ND [0.001] UJ-TE	ND [0.001] UJ-TE	ND [0.001] UJ-TE
cis-1,3-Dichloropropene	SW8260B	mg/L			ND [0.001] UJ-TE	ND [0.001] UJ-TE	ND [0.001] UJ-TE	ND [0.001] UJ-TE
n-Butylbenzene	SW8260B	mg/L			ND [0.001] UJ-TE	ND [0.001] UJ-TE	ND [0.001] UJ-TE	ND [0.001] UJ-TE

See flag definitions at the end of this table.

Elmendorf SS83
2002 Groundwater Analytical Results

				Sample ID	LNDWL01WGN1	LNDWL02WGN1	LNDWL03WGN1	LNDWL03WGN2
				Laboratory	CTE/LTL	CTE/LTL	CTE/LTL	CTE/LTL
				Lab Sample ID	1026184006/0209413-01	1026184007/1026219001 0209413-02	1026184001/0209413-03	1026184004/0209413-04
				Collection Date	9/17/02	9/18/02	9/17/02	9/17/02
				Matrix	WG	WG	WG	WG
			Screening Criteria					
Analyte	**Method**	**Units**	**MCL[1]**	**ADEC[2]**				
n-Propylbenzene	SW8260B	mg/L			ND [0.001] UJ-TE	ND [0.001] UJ-TE	ND [0.001] UJ-TE	ND [0.001] UJ-TE
o-Xylene	SW8260B	mg/L	10	10	ND [0.001] UJ-TE	ND [0.001] UJ-TE	ND [0.001] UJ-TE	ND [0.001] UJ-TE
sec-Butylbenzene	SW8260B	mg/L			ND [0.001] UJ-TE	ND [0.001] UJ-TE	ND [0.001] UJ-TE	ND [0.001] UJ-TE
tert-Butylbenzene	SW8260B	mg/L			ND [0.001] UJ-TE	ND [0.001] UJ-TE	ND [0.001] UJ-TE	ND [0.001] UJ-TE
trans-1,2-Dichloroethene	SW8260B	mg/L	0.1	0.1	ND [0.001] UJ-TE	ND [0.001] UJ-TE	ND [0.001] UJ-TE	ND [0.001] UJ-TE
trans-1,3-Dichloropropene	SW8260B	mg/L			ND [0.001] UJ-TE	ND [0.001] UJ-TE	ND [0.001] UJ-TE	ND [0.001] UJ-TE
1,2,4-Trichlorobenzene	SW8270C	mg/L	0.07	0.07	ND [0.021]	ND [0.021]	ND [0.022]	ND [0.022]
1,2-Dichlorobenzene	SW8270C	mg/L	0.6	0.6	ND [0.021]	ND [0.021]	ND [0.022]	ND [0.022]
1,3-Dichlorobenzene	SW8270C	mg/L		1.1	ND [0.021]	ND [0.021]	ND [0.022]	ND [0.022]
1,4-Dichlorobenzene	SW8270C	mg/L	0.075	0.075	ND [0.021]	ND [0.021]	ND [0.022]	ND [0.022]
2,4,5-Trichlorophenol	SW8270C	mg/L		3.65	ND [0.021]	ND [0.021]	ND [0.022]	ND [0.022]
2,4,6-Trichlorophenol	SW8270C	mg/L		0.077	ND [0.021]	ND [0.021]	ND [0.022]	ND [0.022]
2,4-Dichlorophenol	SW8270C	mg/L		0.1	ND [0.021]	ND [0.021]	ND [0.022]	ND [0.022]
2,4-Dimethylphenol	SW8270C	mg/L		0.7	ND [0.021]	ND [0.021]	ND [0.022]	ND [0.022]
2,4-Dinitrophenol	SW8270C	mg/L		0.07	ND [0.21]	ND [0.21]	ND [0.22]	ND [0.22]
2,4-Dinitrotoluene	SW8270C	mg/L		0.00125	ND [0.021]	ND [0.021]	ND [0.022]	ND [0.022]
2,6-Dinitrotoluene	SW8270C	mg/L		0.00125	ND [0.021]	ND [0.021]	ND [0.022]	ND [0.022]
2-Chloronaphthalene	SW8270C	mg/L		2.9	ND [0.011]	ND [0.01]	ND [0.011]	ND [0.011]
2-Chlorophenol	SW8270C	mg/L		0.2	ND [0.021]	ND [0.021]	ND [0.022]	ND [0.022]
2-Methyl-4,6-dinitrophenol	SW8270C	mg/L			ND [0.21]	ND [0.21]	ND [0.22]	ND [0.22]
2-Methylnaphthalene	SW8270C	mg/L		0.78	ND [0.011]	ND [0.01]	ND [0.011]	ND [0.011]
2-Methylphenol (o-Cresol)	SW8270C	mg/L		1.8	ND [0.021]	ND [0.021]	ND [0.022]	ND [0.022]
2-Nitroaniline	SW8270C	mg/L			ND [0.021]	ND [0.021]	ND [0.022]	ND [0.022]
2-Nitrophenol	SW8270C	mg/L			ND [0.021]	ND [0.021]	ND [0.022]	ND [0.022]
3,3'-Dichlorobenzidine	SW8270C	mg/L		0.002	ND [0.021]	ND [0.021]	ND [0.022]	ND [0.022]
3-Methylphenol/4-Methylphenol Coelution	SW8270C	mg/L			ND [0.021]	ND [0.021]	ND [0.022]	ND [0.022]
3-Nitroaniline	SW8270C	mg/L			ND [0.021]	ND [0.021]	ND [0.022]	ND [0.022]
4-Bromophenyl phenyl ether	SW8270C	mg/L			ND [0.021]	ND [0.021]	ND [0.022]	ND [0.022]
4-Chloro-3-methylphenol	SW8270C	mg/L			ND [0.021]	ND [0.021]	ND [0.022]	ND [0.022]
4-Chloroaniline	SW8270C	mg/L		0.15	ND [0.021]	ND [0.021]	ND [0.022]	ND [0.022]

See flag definitions at the end of this table.

Elmendorf SS83
2002 Groundwater Analytical Results

				Sample ID	LNDWL01WGN1	LNDWL02WGN1	LNDWL03WGN1	LNDWL03WGN2
				Laboratory	CTE/LTL	CTE/LTL	CTE/LTL	CTE/LTL
				Lab Sample ID	1026184006/0209413-01	1026184007/1026219001 0209413-02	1026184001/0209413-03	1026184004/0209413-04
				Collection Date	9/17/02	9/18/02	9/17/02	9/17/02
				Matrix	WG	WG	WG	WG
			Screening Criteria					
Analyte	**Method**	**Units**	**MCL[1]**	**ADEC[2]**				
4-Chlorophenyl phenyl ether	SW8270C	mg/L			ND [0.021]	ND [0.021]	ND [0.022]	ND [0.022]
4-Nitroaniline	SW8270C	mg/L			ND [0.021]	ND [0.021]	ND [0.022]	ND [0.022]
4-Nitrophenol	SW8270C	mg/L			ND [0.21]	ND [0.21]	ND [0.22]	ND [0.22]
Acenaphthene	SW8270C	mg/L			ND [0.021]	ND [0.021]	ND [0.022]	ND [0.022]
Acenaphthylene	SW8270C	mg/L		2.2	ND [0.021]	ND [0.021]	ND [0.022]	ND [0.022]
Aniline	SW8270C	mg/L			ND [0.021]	ND [0.021]	ND [0.022]	ND [0.022]
Anthracene	SW8270C	mg/L		11	ND [0.021]	ND [0.021]	ND [0.022]	ND [0.022]
Azobenzene	SW8270C	mg/L			ND [0.021]	ND [0.021]	ND [0.022]	ND [0.022]
Benzo(a)anthracene	SW8270C	mg/L		0.001	ND [0.021]	ND [0.021]	ND [0.022]	ND [0.022]
Benzo(a)pyrene	SW8270C	mg/L	0.0002	0.0002	ND [0.021]	ND [0.021]	ND [0.022]	ND [0.022]
Benzo(b)fluoranthene	SW8270C	mg/L		0.001	ND [0.021]	ND [0.021]	ND [0.022]	ND [0.022]
Benzo(g,h,i)perylene	SW8270C	mg/L		1.1	ND [0.021]	ND [0.021]	ND [0.022]	ND [0.022]
Benzo(k)fluoranthene	SW8270C	mg/L		0.01	ND [0.021]	ND [0.021]	ND [0.022]	ND [0.022]
Benzoic acid	SW8270C	mg/L		146	ND [0.053]	ND [0.052]	ND [0.055]	ND [0.056]
Benzyl alcohol	SW8270C	mg/L			ND [0.021]	ND [0.021]	ND [0.022]	ND [0.022]
Benzyl butyl phthalate	SW8270C	mg/L		7.3	ND [0.021]	ND [0.021]	ND [0.022]	ND [0.022]
Chrysene	SW8270C	mg/L		0.1	ND [0.021]	ND [0.021]	ND [0.022]	ND [0.022]
Di-n-butyl phthalate	SW8270C	mg/L		3.65	ND [0.021]	ND [0.021]	ND [0.022]	ND [0.022]
Di-n-octyl phthalate	SW8270C	mg/L		0.7	ND [0.021]	ND [0.021]	ND [0.022]	ND [0.022]
Dibenzo(a,h)anthracene	SW8270C	mg/L		0.0001	ND [0.021]	ND [0.021]	ND [0.022]	ND [0.022]
Dibenzofuran	SW8270C	mg/L		0.073	ND [0.021]	ND [0.021]	ND [0.022]	ND [0.022]
Diethyl phthalate	SW8270C	mg/L		29	ND [0.021]	ND [0.021]	ND [0.022]	ND [0.022]
Dimethyl phthalate	SW8270C	mg/L			ND [0.053]	ND [0.052]	ND [0.055]	ND [0.056]
Fluoranthene	SW8270C	mg/L		1.46	ND [0.021]	ND [0.021]	ND [0.022]	ND [0.022]
Fluorene	SW8270C	mg/L		1.46	ND [0.021]	ND [0.021]	ND [0.022]	ND [0.022]
Hexachlorobenzene	SW8270C	mg/L	0.001	0.001	ND [0.021]	ND [0.021]	ND [0.022]	ND [0.022]
Hexachlorobutadiene	SW8270C	mg/L		0.01	ND [0.011]	ND [0.01]	ND [0.011]	ND [0.011]
Hexachlorocyclopentadiene	SW8270C	mg/L	0.05	0.05	ND [0.021]	ND [0.021]	ND [0.022]	ND [0.022]
Hexachloroethane	SW8270C	mg/L		0.06	ND [0.021]	ND [0.021]	ND [0.022]	ND [0.022]
Indeno(1,2,3-cd)pyrene	SW8270C	mg/L		0.001	ND [0.021]	ND [0.021]	ND [0.022]	ND [0.022]
Isophorone	SW8270C	mg/L		0.9	ND [0.021]	ND [0.021]	ND [0.022]	ND [0.022]
Naphthalene	SW8270C	mg/L		0.7	ND [0.021]	ND [0.021]	ND [0.022]	ND [0.022]

See flag definitions at the end of this table.

Elmendorf SS83
2002 Groundwater Analytical Results

				Sample ID	LNDWL01WGN1	LNDWL02WGN1	LNDWL03WGN1	LNDWL03WGN2
				Laboratory	CTE/LTL	CTE/LTL	CTE/LTL	CTE/LTL
				Lab Sample ID	1026184006/0209413-01	1026184007/1026219001 0209413-02	1026184001/0209413-03	1026184004/0209413-04
				Collection Date	9/17/02	9/18/02	9/17/02	9/17/02
				Matrix	WG	WG	WG	WG
			Screening Criteria					
Analyte	**Method**	**Units**	**MCL[1]**	**ADEC[2]**				
Nitrobenzene	SW8270C	mg/L		0.018	ND [0.021]	ND [0.021]	ND [0.022]	ND [0.022]
Pentachlorophenol	SW8270C	mg/L	0.001	0.001	ND [0.15]	ND [0.15]	ND [0.15]	ND [0.16]
Phenanthrene	SW8270C	mg/L		11	ND [0.021]	ND [0.021]	ND [0.022]	ND [0.022]
Phenol	SW8270C	mg/L		22	ND [0.011]	ND [0.01]	ND [0.011]	ND [0.011]
Pyrene	SW8270C	mg/L		1.1	ND [0.021]	ND [0.021]	ND [0.022]	ND [0.022]
bis(2-Chloroisopropyl)ether	SW8270C	mg/L			ND [0.021]	ND [0.021]	ND [0.022]	ND [0.022]
bis-(2-Chloroethyl)ether	SW8270C	mg/L		0.00077	ND [0.021]	ND [0.021]	ND [0.022]	ND [0.022]
bis-(2-chloroethoxy)methane	SW8270C	mg/L			ND [0.021]	ND [0.021]	ND [0.022]	ND [0.022]
bis-(2-ethylhexyl)phthalate	SW8270C	mg/L		0.006	ND [0.021]	ND [0.021]	ND [0.022]	ND [0.022]
n-Nitrosodi-n-propylamine	SW8270C	mg/L		0.0001	ND [0.021]	ND [0.021]	ND [0.022]	ND [0.022]
n-Nitrosodimethylamine	SW8270C	mg/L			ND [0.021]	ND [0.021]	ND [0.022]	ND [0.022]
n-Nitrosodiphenylamine	SW8270C	mg/L		0.17	ND [0.021]	ND [0.021]	ND [0.022]	ND [0.022]

See flag definitions at the end of this table.

Elmendorf SS83
2002 Groundwater Analytical Results

				Sample ID	LNDWL04WGN2	TB_0917A
				Laboratory	CTE/LTL	CTE
				Lab Sample ID	1026184005/0209413-05	1026184008
				Collection Date	9/17/02	9/18/02
				Matrix	WG	WG
			Screening Criteria			
Analyte	**Method**	**Units**	**MCL[1]**	**ADEC[2]**		
Gasoline Range Organics	AK101	mg/L		1.3	ND [0.09] UJ-TE	ND [0.09] UJ-TE
Diesel Range Organics	AK102	mg/L		1.5	ND [0.556]	- -
Residual Range Organics	AK102	mg/L		1.1	ND [1.11]	- -
Ethane	D1945	mg/L			ND [0.1] UJ-TE	- -
Ethene	D1945	mg/L			ND [0.1] UJ-TE	- -
Methane	D1945	mg/L			ND [0.1] UJ-TE	- -
Chloride	E300.0	mg/L			3.38 [2]	- -
Acenaphthene	SW8270C PAHSIM	µg/L		2200	ND [0.104]	- -
Acenaphthylene	SW8270C PAHSIM	µg/L		2200	ND [0.104]	- -
Anthracene	SW8270C PAHSIM	µg/L		11000	ND [0.104]	- -
Benzo(a)anthracene	SW8270C PAHSIM	µg/L		1	ND [0.104]	- -
Benzo(a)pyrene	SW8270C PAHSIM	µg/L	0.2	0.2	ND [0.104]	- -
Benzo(b)fluoranthene	SW8270C PAHSIM	µg/L		1	ND [0.104]	- -
Benzo(g,h,i)perylene	SW8270C PAHSIM	µg/L		1100	ND [0.104]	- -
Benzo(k)fluoranthene	SW8270C PAHSIM	µg/L		10	ND [0.104]	- -
Chrysene	SW8270C PAHSIM	µg/L		100	ND [0.104]	- -
Dibenzo(a,h)anthracene	SW8270C PAHSIM	µg/L		0.1	ND [0.104]	- -

See flag definitions at the end of this table.

Elmendorf SS83
2002 Groundwater Analytical Results

				Sample ID	LNDWL04WGN2	TB_0917A
				Laboratory	CTE/LTL	CTE
				Lab Sample ID	1026184005/0209413-05	1026184008
				Collection Date	9/17/02	9/18/02
				Matrix	WG	WG
			Screening Criteria			
Analyte	**Method**	**Units**	**MCL[1]**	**ADEC[2]**		
Fluoranthene	SW8270C PAHSIM	µg/L		1460	ND [0.104]	- -
Fluorene	SW8270C PAHSIM	µg/L		1460	ND [0.104]	- -
Indeno(1,2,3-cd)pyrene	SW8270C PAHSIM	µg/L		1	ND [0.104]	- -
Naphthalene	SW8270C PAHSIM	µg/L		700	ND [0.104]	- -
Phenanthrene	SW8270C PAHSIM	µg/L		11000	ND [0.104]	- -
Pyrene	SW8270C PAHSIM	µg/L		1100	ND [0.104]	- -
Arsenic	SW6020	µg/L	5	50	33.1 [5]	- -
Barium	SW6020	µg/L	2000	2000	467 [3]	- -
Cadmium	SW6020	µg/L	5	5	ND [2]	- -
Chromium	SW6020	µg/L	100	100	91.4 [4]	- -
Lead	SW6020	µg/L	15	15	20.3 [2]	- -
Selenium	SW6020	µg/L	50	50	3.77 [5] F	- -
Silver	SW6020	µg/L		180	ND [2]	- -
Mercury	SW7470A	mg/L	0.002	0.002	0.0004 [0.0002]	- -
4,4'-DDD	SW8081A	µg/L		3.6	ND [0.032] UJ-C	- -
4,4'-DDE	SW8081A	µg/L		2.5	ND [0.032]	- -
4,4'-DDT	SW8081A	µg/L		2.5	ND [0.032]	- -
Aldrin	SW8081A	µg/L		0.05	ND [0.032]	- -
Dieldrin	SW8081A	µg/L		0.05	ND [0.032]	- -
Endosulfan I	SW8081A	µg/L		200	ND [0.032]	- -
Endosulfan II	SW8081A	µg/L			ND [0.032]	- -
Endosulfan sulfate	SW8081A	µg/L			ND [0.032]	- -
Endrin	SW8081A	µg/L	2	2	ND [0.032]	- -

See flag definitions at the end of this table.

Elmendorf SS83
2002 Groundwater Analytical Results

				Sample ID	LNDWL04WGN2	TB_0917A
				Laboratory	CTE/LTL	CTE
				Lab Sample ID	1026184005/0209413-05	1026184008
				Collection Date	9/17/02	9/18/02
				Matrix	WG	WG
			Screening Criteria			
Analyte	**Method**	**Units**	**MCL[1]**	**ADEC[2]**		
Endrin aldehyde	SW8081A	µg/L			ND [0.032]	- -
Endrin ketone	SW8081A	µg/L			ND [0.032] UJ-C	- -
Heptachlor	SW8081A	µg/L	0.4	0.4	ND [0.032] UJ-C	- -
Heptachlor epoxide	SW8081A	µg/L	0.2	0.2	ND [0.032] UJ-C	- -
Methoxychlor	SW8081A	µg/L	40	40	ND [0.032]	- -
Toxaphene	SW8081A	µg/L	3	3	ND [2.7]	- -
alpha-BHC	SW8081A	µg/L		0.1	ND [0.032]	- -
alpha-Chlordane	SW8081A	µg/L			ND [0.032]	- -
beta-BHC	SW8081A	µg/L		0.47	ND [0.032]	- -
delta-BHC	SW8081A	µg/L			ND [0.032]	- -
gamma-BHC (Lindane)	SW8081A	µg/L	0.2	0.2	ND [0.032]	- -
gamma-Chlordane	SW8081A	µg/L			ND [0.032]	- -
PCB-1016 (Aroclor 1016)	SW8082	µg/L	0.5	0.5	ND [0.108]	- -
PCB-1221 (Aroclor 1221)	SW8082	µg/L	0.5	0.5	ND [0.108]	- -
PCB-1232 (Aroclor 1232)	SW8082	µg/L	0.5	0.5	ND [0.108]	- -
PCB-1242 (Aroclor 1242)	SW8082	µg/L	0.5	0.5	ND [0.108]	- -
PCB-1248 (Aroclor 1248)	SW8082	µg/L	0.5	0.5	ND [0.108]	- -
PCB-1254 (Aroclor 1254)	SW8082	µg/L	0.5	0.5	ND [0.108]	- -
PCB-1260 (Aroclor 1260)	SW8082	µg/L	0.5	0.5	ND [0.108]	- -
2,4,5-T	SW8151A	µg/L			ND [40]	- -
2,4,5-TP (Silvex)	SW8151A	µg/L	50		ND [20]	- -
2,4-D	SW8151A	µg/L	70		ND [20]	- -
2,4-DB	SW8151A	µg/L			ND [40]	- -
Dalapon	SW8151A	µg/L	200		ND [60] UJ-L	- -
Dicamba	SW8151A	µg/L			ND [40] UJ-L	- -
Dichlorprop	SW8151A	µg/L			ND [40] UJ-L	- -
Dinoseb	SW8151A	µg/L	7		ND [6]	- -
MCPA (2-Methyl-4-chlorophenoxy acetic acid)	SW8151A	µg/L			ND [200]	- -

See flag definitions at the end of this table.

Elmendorf SS83
2002 Groundwater Analytical Results

				Sample ID	LNDWL04WGN2	TB_0917A
				Laboratory	CTE/LTL	CTE
				Lab Sample ID	1026184005/0209413-05	1026184008
				Collection Date	9/17/02	9/18/02
				Matrix	WG	WG
			Screening Criteria			
Analyte	**Method**	**Units**	**MCL[1]**	**ADEC[2]**		
MCPP (2-(2-methyl-4-chlorophenoxy) propanoic acid)	SW8151A	µg/L			ND [200]	- -
1,1,1,2-Tetrachloroethane	SW8260B	mg/L			ND [0.001] UJ-TE	ND [0.001] UJ-TE
1,1,1-Trichloroethane	SW8260B	mg/L	0.2	0.2	ND [0.001] UJ-TE	ND [0.001] UJ-TE
1,1,2,2-Tetrachloroethane	SW8260B	mg/L		0.004	ND [0.001] UJ-TE	ND [0.001] UJ-TE
1,1,2-Trichloroethane	SW8260B	mg/L	0.005	0.005	ND [0.001] UJ-TE	ND [0.001] UJ-TE
1,1-Dichloroethane	SW8260B	mg/L		3.65	ND [0.001] UJ-TE	ND [0.001] UJ-TE
1,1-Dichloroethene	SW8260B	mg/L	0.007	0.007	ND [0.001] UJ-TE	ND [0.001] UJ-TE
1,1-Dichloropropene	SW8260B	mg/L			ND [0.001] UJ-TE	ND [0.001] UJ-TE
1,2,3-Trichlorobenzene	SW8260B	mg/L			ND [0.001] UJ-TE	ND [0.001] UJ-TE
1,2,3-Trichloropropane	SW8260B	mg/L		0.0004	ND [0.002] UJ-TE	ND [0.002] UJ-TE
1,2,4-Trichlorobenzene	SW8260B	mg/L	0.07	0.07	ND [0.001] UJ-TE	ND [0.001] UJ-TE
1,2,4-Trimethylbenzene	SW8260B	mg/L		1.85	ND [0.001] UJ-TE	ND [0.001] UJ-TE
1,2-Dibromo-3-chloropropane	SW8260B	mg/L			ND [0.002] UJ-TE	ND [0.002] UJ-TE
1,2-Dibromoethane	SW8260B	mg/L	0.00005	0.00005	ND [0.001] UJ-TE	ND [0.001] UJ-TE
1,2-Dichlorobenzene	SW8260B	mg/L	0.6	0.6	ND [0.001] UJ-TE	ND [0.001] UJ-TE
1,2-Dichloroethane	SW8260B	mg/L	0.005	0.005	ND [0.001] UJ-TE	ND [0.001] UJ-TE
1,2-Dichloropropane	SW8260B	mg/L	0.005	0.005	ND [0.001] UJ-TE	ND [0.001] UJ-TE
1,3,5-Trimethylbenzene	SW8260B	mg/L		1.85	ND [0.001] UJ-TE	ND [0.001] UJ-TE
1,3-Dichlorobenzene	SW8260B	mg/L		1.1	ND [0.001] UJ-TE	ND [0.001] UJ-TE
1,3-Dichloropropane	SW8260B	mg/L		0.005	ND [0.001] UJ-TE	ND [0.001] UJ-TE
1,4-Dichlorobenzene	SW8260B	mg/L	0.075	0.075	ND [0.001] UJ-TE	ND [0.001] UJ-TE
1-Chlorohexane	SW8260B	mg/L			ND [0.001] UJ-TE	ND [0.001] UJ-TE
2,2-Dichloropropane	SW8260B	mg/L			ND [0.001] UJ-TE	ND [0.001] UJ-TE
2-Butanone	SW8260B	mg/L		22	ND [0.01] UJ-TE	ND [0.01] UJ-TE
2-Chloroethyl vinyl ether	SW8260B	mg/L			ND [0.001] UJ-TE	ND [0.001] UJ-TE
2-Chlorotoluene	SW8260B	mg/L			ND [0.001] UJ-TE	ND [0.001] UJ-TE
2-Hexanone	SW8260B	mg/L			ND [0.01] UJ-TE	ND [0.01] UJ-TE
4-Chlorotoluene	SW8260B	mg/L			ND [0.001] UJ-TE	ND [0.001] UJ-TE
4-Isopropyltoluene	SW8260B	mg/L			ND [0.001] UJ-TE	ND [0.001] UJ-TE
4-Methyl-2-pentanone	SW8260B	mg/L			ND [0.01] UJ-TE	ND [0.01] UJ-TE

See flag definitions at the end of this table.

Elmendorf SS83
2002 Groundwater Analytical Results

				Sample ID	LNDWL04WGN2	TB_0917A
				Laboratory	CTE/LTL	CTE
				Lab Sample ID	1026184005/0209413-05	1026184008
				Collection Date	9/17/02	9/18/02
				Matrix	WG	WG
			Screening Criteria			
Analyte	**Method**	**Units**	**MCL[1]**	**ADEC[2]**		
Acetone	SW8260B	mg/L		3.65	ND [0.01] UJ-TE	ND [0.01] J-TE
Benzene	SW8260B	mg/L	0.005	0.005	ND [0.0005] UJ-TE	ND TE
Bromobenzene	SW8260B	mg/L			ND [0.001] UJ-TE	ND [0.001] UJ-TE
Bromochloromethane	SW8260B	mg/L			ND [0.001] UJ-TE	ND [0.001] UJ-TE
Bromodichloromethane	SW8260B	mg/L	0.08	0.1	ND [0.001] UJ-TE	ND [0.001] UJ-TE
Bromoform	SW8260B	mg/L	0.08	0.1	ND [0.001] UJ-TE	ND [0.001] UJ-TE
Bromomethane	SW8260B	mg/L			ND [0.001] UJ-TE	ND [0.001] UJ-TE
Carbon disulfide	SW8260B	mg/L		3.65	ND [0.002] UJ-TE	ND [0.002] UJ-TE
Carbon tetrachloride	SW8260B	mg/L	0.005	0.005	ND [0.001] UJ-TE	ND [0.001] UJ-TE
Chlorobenzene	SW8260B	mg/L		0.1	ND [0.001] UJ-TE	ND [0.001] UJ-TE
Chloroethane	SW8260B	mg/L			ND [0.001] UJ-TE	ND [0.001] UJ-TE
Chloroform	SW8260B	mg/L	0.08	0.1	ND [0.001] UJ-TE	ND [0.001] UJ-TE
Chloromethane	SW8260B	mg/L			ND [0.001] UJ-TE	ND [0.001] UJ-TE
Dibromochloromethane	SW8260B	mg/L	0.08	0.06	ND [0.001] UJ-TE	ND [0.001] UJ-TE
Dibromomethane	SW8260B	mg/L		0.05	ND [0.001] UJ-TE	ND [0.001] UJ-TE
Dichlorodifluoromethane	SW8260B	mg/L		7.3	ND [0.001] R-C	ND [0.001] UJ-TE
Ethylbenzene	SW8260B	mg/L	0.7	0.7	ND [0.001] UJ-TE	ND [0.001] UJ-TE
Hexachlorobutadiene	SW8260B	mg/L		0.01	ND [0.001] UJ-TE	ND [0.001] UJ-TE
Isopropylbenzene	SW8260B	mg/L		3.65	ND [0.001] UJ-TE	ND [0.001] UJ-TE
Methyl-tert-butyl ether (MTBE)	SW8260B	mg/L			ND [0.001] UJ-TE	ND [0.001] UJ-TE
Methylene chloride	SW8260B	mg/L	0.005	0.005	ND [0.005] UJ-TE	ND [0.005] UJ-TE
Naphthalene	SW8260B	mg/L		0.7	ND [0.002] UJ-TE	ND [0.002] UJ-TE
Styrene	SW8260B	mg/L	0.1	0.1	ND [0.001] UJ-TE	ND [0.001] UJ-TE
Tetrachloroethene (PCE)	SW8260B	mg/L	0.005	0.005	ND [0.001] UJ-TE	ND [0.001] UJ-TE
Toluene	SW8260B	mg/L	1	1	ND [0.001] UJ-TE	ND [0.001] UJ-TE
Trichloroethene (TCE)	SW8260B	mg/L	0.005	0.005	ND [0.001] UJ-TE	ND [0.001] UJ-TE
Trichlorofluoromethane	SW8260B	mg/L			ND [0.001] UJ-TE	ND [0.001] UJ-TE
Vinyl chloride	SW8260B	mg/L	0.002	0.002	ND [0.001] UJ-TE	ND [0.001] UJ-TE
Xylene, Isomers m & p	SW8260B	mg/L	10	10	ND [0.002] UJ-TE	ND [0.002] UJ-TE
cis-1,2-Dichloroethene	SW8260B	mg/L	0.07	0.07	ND [0.001] UJ-TE	ND [0.001] UJ-TE
cis-1,3-Dichloropropene	SW8260B	mg/L			ND [0.001] UJ-TE	ND [0.001] UJ-TE
n-Butylbenzene	SW8260B	mg/L			ND [0.001] UJ-TE	ND [0.001] UJ-TE

See flag definitions at the end of this table.

Elmendorf SS83
2002 Groundwater Analytical Results

				Sample ID	LNDWL04WGN2	TB_0917A
				Laboratory	CTE/LTL	CTE
				Lab Sample ID	1026184005/0209413-05	1026184008
				Collection Date	9/17/02	9/18/02
				Matrix	WG	WG
			Screening Criteria			
Analyte	**Method**	**Units**	**MCL[1]**	**ADEC[2]**		
n-Propylbenzene	SW8260B	mg/L			ND [0.001] UJ-TE	ND [0.001] UJ-TE
o-Xylene	SW8260B	mg/L	10	10	ND [0.001] UJ-TE	ND [0.001] UJ-TE
sec-Butylbenzene	SW8260B	mg/L			ND [0.001] UJ-TE	ND [0.001] UJ-TE
tert-Butylbenzene	SW8260B	mg/L			ND [0.001] UJ-TE	ND [0.001] UJ-TE
trans-1,2-Dichloroethene	SW8260B	mg/L	0.1	0.1	ND [0.001] UJ-TE	ND [0.001] UJ-TE
trans-1,3-Dichloropropene	SW8260B	mg/L			ND [0.001] UJ-TE	ND [0.001] UJ-TE
1,2,4-Trichlorobenzene	SW8270C	mg/L	0.07	0.07	ND [0.022]	- -
1,2-Dichlorobenzene	SW8270C	mg/L	0.6	0.6	ND [0.022]	- -
1,3-Dichlorobenzene	SW8270C	mg/L		1.1	ND [0.022]	- -
1,4-Dichlorobenzene	SW8270C	mg/L	0.075	0.075	ND [0.022]	- -
2,4,5-Trichlorophenol	SW8270C	mg/L		3.65	ND [0.022]	- -
2,4,6-Trichlorophenol	SW8270C	mg/L		0.077	ND [0.022]	- -
2,4-Dichlorophenol	SW8270C	mg/L		0.1	ND [0.022]	- -
2,4-Dimethylphenol	SW8270C	mg/L		0.7	ND [0.022]	- -
2,4-Dinitrophenol	SW8270C	mg/L		0.07	ND [0.22]	- -
2,4-Dinitrotoluene	SW8270C	mg/L		0.00125	ND [0.022]	- -
2,6-Dinitrotoluene	SW8270C	mg/L		0.00125	ND [0.022]	- -
2-Chloronaphthalene	SW8270C	mg/L		2.9	ND [0.011]	- -
2-Chlorophenol	SW8270C	mg/L		0.2	ND [0.022]	- -
2-Methyl-4,6-dinitrophenol	SW8270C	mg/L			ND [0.22]	- -
2-Methylnaphthalene	SW8270C	mg/L		0.78	ND [0.011]	- -
2-Methylphenol (o-Cresol)	SW8270C	mg/L		1.8	ND [0.022]	- -
2-Nitroaniline	SW8270C	mg/L			ND [0.022]	- -
2-Nitrophenol	SW8270C	mg/L			ND [0.022]	- -
3,3'-Dichlorobenzidine	SW8270C	mg/L		0.002	ND [0.022]	- -
3-Methylphenol/4-Methylphenol Coelution	SW8270C	mg/L			ND [0.022]	- -
3-Nitroaniline	SW8270C	mg/L			ND [0.022]	- -
4-Bromophenyl phenyl ether	SW8270C	mg/L			ND [0.022]	- -
4-Chloro-3-methylphenol	SW8270C	mg/L			ND [0.022]	- -
4-Chloroaniline	SW8270C	mg/L		0.15	ND [0.022]	- -

See flag definitions at the end of this table.

Elmendorf SS83
2002 Groundwater Analytical Results

				Sample ID	LNDWL04WGN2	TB_0917A
				Laboratory	CTE/LTL	CTE
				Lab Sample ID	1026184005/0209413-05	1026184008
				Collection Date	9/17/02	9/18/02
				Matrix	WG	WG
			Screening Criteria			
Analyte	**Method**	**Units**	**MCL[1]**	**ADEC[2]**		
4-Chlorophenyl phenyl ether	SW8270C	mg/L			ND [0.022]	- -
4-Nitroaniline	SW8270C	mg/L			ND [0.022]	- -
4-Nitrophenol	SW8270C	mg/L			ND [0.22]	- -
Acenaphthene	SW8270C	mg/L			ND [0.022]	- -
Acenaphthylene	SW8270C	mg/L		2.2	ND [0.022]	- -
Aniline	SW8270C	mg/L			ND [0.022]	- -
Anthracene	SW8270C	mg/L		11	ND [0.022]	- -
Azobenzene	SW8270C	mg/L			ND [0.022]	- -
Benzo(a)anthracene	SW8270C	mg/L		0.001	ND [0.022]	- -
Benzo(a)pyrene	SW8270C	mg/L	0.0002	0.0002	ND [0.022]	- -
Benzo(b)fluoranthene	SW8270C	mg/L		0.001	ND [0.022]	- -
Benzo(g,h,i)perylene	SW8270C	mg/L		1.1	ND [0.022]	- -
Benzo(k)fluoranthene	SW8270C	mg/L		0.01	ND [0.022]	- -
Benzoic acid	SW8270C	mg/L		146	ND [0.056]	- -
Benzyl alcohol	SW8270C	mg/L			ND [0.022]	- -
Benzyl butyl phthalate	SW8270C	mg/L		7.3	ND [0.022]	- -
Chrysene	SW8270C	mg/L		0.1	ND [0.022]	- -
Di-n-butyl phthalate	SW8270C	mg/L		3.65	ND [0.022]	- -
Di-n-octyl phthalate	SW8270C	mg/L		0.7	ND [0.022]	- -
Dibenzo(a,h)anthracene	SW8270C	mg/L		0.0001	ND [0.022]	- -
Dibenzofuran	SW8270C	mg/L		0.073	ND [0.022]	- -
Diethyl phthalate	SW8270C	mg/L		29	ND [0.022]	- -
Dimethyl phthalate	SW8270C	mg/L			ND [0.056]	- -
Fluoranthene	SW8270C	mg/L		1.46	ND [0.022]	- -
Fluorene	SW8270C	mg/L		1.46	ND [0.022]	- -
Hexachlorobenzene	SW8270C	mg/L	0.001	0.001	ND [0.022]	- -
Hexachlorobutadiene	SW8270C	mg/L		0.01	ND [0.011]	- -
Hexachlorocyclopentadiene	SW8270C	mg/L	0.05	0.05	ND [0.022]	- -
Hexachloroethane	SW8270C	mg/L		0.06	ND [0.022]	- -
Indeno(1,2,3-cd)pyrene	SW8270C	mg/L		0.001	ND [0.022]	- -
Isophorone	SW8270C	mg/L		0.9	ND [0.022]	- -
Naphthalene	SW8270C	mg/L		0.7	ND [0.022]	- -

See flag definitions at the end of this table.

Elmendorf SS83
2002 Groundwater Analytical Results

				Sample ID	LNDWL04WGN2	TB_0917A
				Laboratory	CTE/LTL	CTE
				Lab Sample ID	1026184005/0209413-05	1026184008
				Collection Date	9/17/02	9/18/02
				Matrix	WG	WG
			Screening Criteria			
Analyte	**Method**	**Units**	**MCL[1]**	**ADEC[2]**		
Nitrobenzene	SW8270C	mg/L		0.018	ND [0.022]	- -
Pentachlorophenol	SW8270C	mg/L	0.001	0.001	ND [0.16]	- -
Phenanthrene	SW8270C	mg/L		11	ND [0.022]	- -
Phenol	SW8270C	mg/L		22	ND [0.011]	- -
Pyrene	SW8270C	mg/L		1.1	ND [0.022]	- -
bis(2-Chloroisopropyl)ether	SW8270C	mg/L			ND [0.022]	- -
bis-(2-Chloroethyl)ether	SW8270C	mg/L		0.00077	ND [0.022]	- -
bis-(2-chloroethoxy)methane	SW8270C	mg/L			ND [0.022]	- -
bis-(2-ethylhexyl)phthalate	SW8270C	mg/L		0.006	ND [0.022]	- -
n-Nitrosodi-n-propylamine	SW8270C	mg/L		0.0001	ND [0.022]	- -
n-Nitrosodimethylamine	SW8270C	mg/L			ND [0.022]	- -
n-Nitrosodiphenylamine	SW8270C	mg/L		0.17	ND [0.022]	- -

See flag definitions at the end of this table.

Flag Definitions

Note

Highlighted constituents exceed screening criteria.
ND - not detected
[ ] - laboratory reporting limit
-- = sample not analyzed by this method
F - Numerical result is below method reporting limit (MRL) but above method detection limit (MDL)
UBRL - Numerical result should be considred nondetect due to laboratory blank contamination.
J/UJ-C - Numerical result is considered estimated due to out of compliance calibration criteria.
J/UJ-L - Numerical result or reporting limit is considered estimated due to laboratory control sample recovery failure.
J/UJ-M - Numerical result or reporting limit is considered estimated due to matrix interference
J/UJ-P - Numerical reporting limits is considered estimated due to inadequate preservation methods.
J/UJ-TE - Numberical result or reporting limit is considered estimated due to temperature receipt exceedance.
R-C - Result is rejected due to out of compliance calibration criteria
R-L - Result is rejected due to laboratory control sample recovery failure
R-P - Result is rejected due to inadequate preservation methods.
[1] = EPA Drinking Water MCLs, EPA 816-F-02-013, July 2002.

Technical Memorandum 01-007, "Calculate Cleanup Levels for Compounds without Tabular Values in Site Cleanup Rules." ADEC, November 24, 2003.

Elmendorf SS83
2002 Surface Water Seeps Analytical Results

					Sample ID	LNDSSMIDDLEWGN1	LNDSSNORTHWGN1	LNDSSSOUTHWGN1	TB_HC3
					Laboratory	CTE/LTL	CTE/LTL	CTE/LTL	CTE
					Lab Sample ID	1025901001/0209271-13	1025901002/0209271-14	1025901003/0209271-15	1025901004
					Collection Date	9/5/02	9/5/02	9/5/02	9/5/02
					Matrix	WS	WS	WS	WS
			Screening Criteria						
Analyte	**Method**	**Units**	**AWQC[1]**	**MCL[2]**	**ADEC[3]**				
Gasoline Range Organics	AK101E	mg/L			1.3	ND [0.09]	ND [0.09]	ND [0.09]	ND [0.09]
Diesel Range Organics	AK102E	mg/L			1.5	ND [0.532]	ND [0.526]	ND [0.521]	- -
Residual Range Organics	AK102E	mg/L			1.1	ND [1.06]	ND [1.05]	ND [1.04]	- -
Ethane	D1945	mg/L				ND [0.1]	ND [0.1]	ND [0.1]	- -
Ethene	D1945	mg/L				ND [0.1]	ND [0.1]	ND [0.1]	- -
Methane	D1945	mg/L				ND [0.1]	ND [0.1]	ND [0.1]	- -
Chloride	E300.0	mg/L				5.35 [2]	5.67 [2]	5.43 [2]	- -
Acenaphthene	PAHSIM	µg/L	520		2200	ND [0.1]	ND [0.103]	ND [0.102]	- -
Acenaphthylene	PAHSIM	µg/L			2200	ND [0.1]	ND [0.103]	ND [0.102]	- -
Anthracene	PAHSIM	µg/L	0.73		11000	ND [0.1]	ND [0.103]	ND [0.102]	- -
Benzo(a)anthracene	PAHSIM	µg/L	0.027		1	ND [0.1]	ND [0.103]	ND [0.102]	- -
Benzo(a)pyrene	PAHSIM	µg/L	0.014	0.2	0.2	ND [0.1]	ND [0.103]	ND [0.102]	- -
Benzo(b)fluoranthene	PAHSIM	µg/L			1	ND [0.1]	ND [0.103]	ND [0.102]	- -
Benzo(g,h,i)perylene	PAHSIM	µg/L			1100	ND [0.1]	ND [0.103]	ND [0.102]	- -
Benzo(k)fluoranthene	PAHSIM	µg/L			10	ND [0.1]	ND [0.103]	ND [0.102]	- -
Chrysene	PAHSIM	µg/L			100	ND [0.1]	ND [0.103]	ND [0.102]	- -
Dibenzo(a,h)anthracene	PAHSIM	µg/L			0.1	ND [0.1]	ND [0.103]	ND [0.102]	- -
Fluoranthene	PAHSIM	µg/L	3980		1460	ND [0.1]	ND [0.103]	ND [0.102]	- -
Fluorene	PAHSIM	µg/L	3.9		1460	ND [0.1]	ND [0.103]	ND [0.102]	- -
Indeno(1,2,3-cd)pyrene	PAHSIM	µg/L			1	ND [0.1]	ND [0.103]	ND [0.102]	- -
Naphthalene	PAHSIM	µg/L	620		700	ND [0.1]	ND [0.103]	ND [0.102]	- -
Phenanthrene	PAHSIM	µg/L	6.3		11000	ND [0.1]	ND [0.103]	ND [0.102]	- -
Pyrene	PAHSIM	µg/L			1100	ND [0.1]	ND [0.103]	ND [0.102]	- -
Arsenic	SW6020	µg/L	850	5	50	ND [5]	ND [5]	ND [5]	- -
Barium	SW6020	µg/L	4	2000	2000	47.6 [3]	7.37 [3]	9.87 [3]	- -
Cadmium	SW6020	µg/L	2.2	5	5	ND [2]	ND [2]	ND [2]	- -
Chromium	SW6020	µg/L	11	100	100	8.87 [4]	ND [4]	ND [4]	- -
Lead	SW6020	µg/L	2.5	15	15	3.2 [2]	ND [2]	ND [2]	- -
Selenium	SW6020	µg/L	5	50	50	ND [5]	ND [5]	ND [5]	- -

See flag definitions at the end of this table.

Elmendorf SS83
2002 Surface Water Seeps Analytical Results

					Sample ID	LNDSSMIDDLEWGN1	LNDSSNORTHWGN1	LNDSSSOUTHWGN1	TB_HC3
					Laboratory	CTE/LTL	CTE/LTL	CTE/LTL	CTE
					Lab Sample ID	1025901001/0209271-13	1025901002/0209271-14	1025901003/0209271-15	1025901004
					Collection Date	9/5/02	9/5/02	9/5/02	9/5/02
					Matrix	WS	WS	WS	WS
			Screening Criteria						
Analyte	**Method**	**Units**	**AWQC[1]**	**MCL[2]**	**ADEC[3]**				
Silver	SW6020	µg/L	0.12		180	ND [2]	ND [2]	ND [2]	- -
Mercury	SW7470A	mg/L	0.00077	0.002	0.002	ND [0.0002]	ND [0.0002]	ND [0.0002]	- -
4,4'-DDD	SW8081A	µg/L	0.6		3.6	ND [0.03]	ND [0.03]	ND [0.033]	- -
4,4'-DDE	SW8081A	µg/L	1050		2.5	ND [0.03]	ND [0.03]	ND [0.033]	- -
4,4'-DDT	SW8081A	µg/L	0.0005		2.5	ND [0.03]	ND [0.03]	ND [0.033]	- -
Aldrin	SW8081A	µg/L	1500		0.05	ND [0.03] UJ-C	ND [0.03] UJ-C	ND [0.033] UJ-C	- -
Dieldrin	SW8081A	µg/L	0.056		0.05	ND [0.03]	ND [0.03]	ND [0.033]	- -
Endosulfan I	SW8081A	µg/L	0.028		200	ND [0.03]	ND [0.03]	ND [0.033]	- -
Endosulfan II	SW8081A	µg/L	0.028			ND [0.03]	ND [0.03]	ND [0.033]	- -
Endosulfan sulfate	SW8081A	µg/L				ND [0.03]	ND [0.03]	ND [0.033]	- -
Endrin	SW8081A	µg/L	0.036	2	2	ND [0.03]	ND [0.03]	ND [0.033]	- -
Endrin aldehyde	SW8081A	µg/L				ND [0.03]	ND [0.03]	ND [0.033]	- -
Endrin ketone	SW8081A	µg/L				ND [0.03]	ND [0.03]	ND [0.033]	- -
Heptachlor	SW8081A	µg/L	0.0019	0.4	0.4	ND [0.03]	ND [0.03]	ND [0.033]	- -
Heptachlor epoxide	SW8081A	µg/L	0.0019	0.2	0.2	ND [0.03]	ND [0.03]	ND [0.033]	- -
Methoxychlor	SW8081A	µg/L	0.03	40	40	ND [0.03] UJ-C	ND [0.03] UJ-C	ND [0.033] UJ-C	- -
Toxaphene	SW8081A	µg/L	0.73	3	3	ND [2.5]	ND [2.5]	ND [2.7]	- -
alpha-BHC	SW8081A	µg/L	0.004		0.1	ND [0.03] UJ-C	ND [0.03] UJ-C	ND [0.033] UJ-C	- -
alpha-Chlordane	SW8081A	µg/L				ND [0.03]	ND [0.03]	ND [0.033]	- -
beta-BHC	SW8081A	µg/L	0.004		0.47	ND [0.03]	ND [0.03]	ND [0.033]	- -
delta-BHC	SW8081A	µg/L	0.004			ND [0.03] UJ-C	ND [0.03] UJ-C	ND [0.033] UJ-C	- -
gamma-BHC (Lindane)	SW8081A	µg/L	0.08	0.2	0.2	ND [0.03] UJ-C	ND [0.03] UJ-C	ND [0.033] UJ-C	- -
gamma-Chlordane	SW8081A	µg/L				ND [0.03]	ND [0.03]	ND [0.033]	- -
PCB-1016 (Aroclor 1016)	SW8082	µg/L	0.014	0.5	0.5	ND [0.1]	ND [0.101]	ND [0.109]	- -
PCB-1221 (Aroclor 1221)	SW8082	µg/L	0.014	0.5	0.5	ND [0.1]	ND [0.101]	ND [0.109]	- -
PCB-1232 (Aroclor 1232)	SW8082	µg/L	0.014	0.5	0.5	ND [0.1]	ND [0.101]	ND [0.109]	- -
PCB-1242 (Aroclor 1242)	SW8082	µg/L	0.014	0.5	0.5	ND [0.1]	ND [0.101]	ND [0.109]	- -
PCB-1248 (Aroclor 1248)	SW8082	µg/L	0.014	0.5	0.5	ND [0.1]	ND [0.101]	ND [0.109]	- -
PCB-1254 (Aroclor 1254)	SW8082	µg/L	0.014	0.5	0.5	ND [0.1]	ND [0.101]	ND [0.109]	- -
PCB-1260 (Aroclor 1260)	SW8082	µg/L	0.014	0.5	0.5	ND [0.1]	ND [0.101]	ND [0.109]	- -

See flag definitions at the end of this table.

Elmendorf SS83
2002 Surface Water Seeps Analytical Results

					Sample ID	LNDSSMIDDLEWGN1	LNDSSNORTHWGN1	LNDSSSOUTHWGN1	TB_HC3
					Laboratory	CTE/LTL	CTE/LTL	CTE/LTL	CTE
					Lab Sample ID	1025901001/0209271-13	1025901002/0209271-14	1025901003/0209271-15	1025901004
					Collection Date	9/5/02	9/5/02	9/5/02	9/5/02
					Matrix	WS	WS	WS	WS
			Screening Criteria						
Analyte	**Method**	**Units**	**AWQC[1]**	**MCL[2]**	**ADEC[3]**				
2,4,5-T	SW8151A	µg/L				ND [40] UJ-TE	ND [40] UJ-TE	ND [40] UJ-TE	- -
2,4,5-TP (Silvex)	SW8151A	µg/L	10	50		ND [20] UJ-TE	ND [20] UJ-TE	ND [20] UJ-TE	- -
2,4-D	SW8151A	µg/L	100	70		ND [20] UJ-TE	ND [20] UJ-TE	ND [20] UJ-TE	- -
2,4-DB	SW8151A	µg/L				ND [40] UJ-TE	ND [40] UJ-TE	ND [40] UJ-TE	- -
Dalapon	SW8151A	µg/L		200		ND [60] UJ-TE	ND [60] UJ-TE	ND [60] UJ-TE	- -
Dicamba	SW8151A	µg/L				ND [40] UJ-TE	ND [40] UJ-TE	ND [40] UJ-TE	- -
Dichlorprop	SW8151A	µg/L				ND [40] UJ-TE	ND [40] UJ-TE	ND [40] UJ-TE	- -
Dinoseb	SW8151A	µg/L		7		ND [6] UJ-TE	ND [6] UJ-TE	ND [6] UJ-TE	- -
MCPA (2-Methyl-4-chlorophenoxy acetic acid)	SW8151A	µg/L				ND [200] UJ-TE	ND [200] UJ-TE	ND [200] UJ-TE	- -
MCPP (2-(2-methyl-4-chlorophenoxy) propanoic acid)	SW8151A	µg/L				ND [200] UJ-TE	ND [200] UJ-TE	ND [200] UJ-TE	- -
1,1,1,2-Tetrachloroethane	SW8260B	mg/L	0.61			ND [0.001] UJ-TE	ND [0.001] UJ-TE	ND [0.001] UJ-TE	ND [0.001] UJ-TE
1,1,1-Trichloroethane	SW8260B	mg/L	18	0.2	0.2	ND [0.001] UJ-TE	ND [0.001] UJ-TE	ND [0.001] UJ-TE	ND [0.001] UJ-TE
1,1,2,2-Tetrachloroethane	SW8260B	mg/L	2.4		0.004	ND [0.001] UJ-TE	ND [0.001] UJ-TE	ND [0.001] UJ-TE	ND [0.001] UJ-TE
1,1,2-Trichloroethane	SW8260B	mg/L	9.4	0.005	0.005	ND [0.001] UJ-TE	ND [0.001] UJ-TE	ND [0.001] UJ-TE	ND [0.001] UJ-TE
1,1-Dichloroethane	SW8260B	mg/L	0.047		3.65	ND [0.001] UJ-TE	ND [0.001] UJ-TE	ND [0.001] UJ-TE	ND [0.001] UJ-TE
1,1-Dichloroethene	SW8260B	mg/L	0.025	0.007	0.007	ND [0.001] UJ-TE	ND [0.001] UJ-TE	ND [0.001] UJ-TE	ND [0.001] UJ-TE
1,1-Dichloropropene	SW8260B	mg/L	0.000055			ND [0.001] UJ-TE	ND [0.001] UJ-TE	ND [0.001] UJ-TE	ND [0.001] UJ-TE
1,2,3-Trichlorobenzene	SW8260B	mg/L				ND [0.001] UJ-TE	ND [0.001] UJ-TE	ND [0.001] UJ-TE	ND [0.001] UJ-TE
1,2,3-Trichloropropane	SW8260B	mg/L			0.0004	ND [0.002] UJ-TE	ND [0.002] UJ-TE	ND [0.002] UJ-TE	ND [0.002] UJ-TE
1,2,4-Trichlorobenzene	SW8260B	mg/L	0.05	0.07	0.07	ND [0.001] UJ-TE	ND [0.001] UJ-TE	ND [0.001] UJ-TE	ND [0.001] UJ-TE
1,2,4-Trimethylbenzene	SW8260B	mg/L			1.85	ND [0.001] UJ-TE	ND [0.001] UJ-TE	ND [0.001] UJ-TE	ND [0.001] UJ-TE
1,2-Dibromo-3-chloropropane	SW8260B	mg/L				ND [0.002] UJ-TE	ND [0.002] UJ-TE	ND [0.002] UJ-TE	ND [0.002] UJ-TE
1,2-Dibromoethane	SW8260B	mg/L		0.00005	0.00005	ND [0.001] UJ-TE	ND [0.001] UJ-TE	ND [0.001] UJ-TE	ND [0.001] UJ-TE
1,2-Dichlorobenzene	SW8260B	mg/L	0.763	0.6	0.6	ND [0.001] UJ-TE	ND [0.001] UJ-TE	ND [0.001] UJ-TE	ND [0.001] UJ-TE
1,2-Dichloroethane	SW8260B	mg/L	20	0.005	0.005	ND [0.001] UJ-TE	ND [0.001] UJ-TE	ND [0.001] UJ-TE	ND [0.001] UJ-TE
1,2-Dichloropropane	SW8260B	mg/L		0.005	0.005	ND [0.001] UJ-TE	ND [0.001] UJ-TE	ND [0.001] UJ-TE	ND [0.001] UJ-TE
1,3,5-Trimethylbenzene	SW8260B	mg/L			1.85	ND [0.001] UJ-TE	ND [0.001] UJ-TE	ND [0.001] UJ-TE	ND [0.001] UJ-TE
1,3-Dichlorobenzene	SW8260B	mg/L			1.1	ND [0.001] UJ-TE	ND [0.001] UJ-TE	ND [0.001] UJ-TE	ND [0.001] UJ-TE
1,3-Dichloropropane	SW8260B	mg/L			0.005	ND [0.001] UJ-TE	ND [0.001] UJ-TE	ND [0.001] UJ-TE	ND [0.001] UJ-TE
1,4-Dichlorobenzene	SW8260B	mg/L	0.763	0.075	0.075	ND [0.001] UJ-TE	ND [0.001] UJ-TE	ND [0.001] UJ-TE	ND [0.001] UJ-TE
1-Chlorohexane	SW8260B	mg/L				ND [0.001] R-C	ND [0.001] UJ-TE	ND [0.001] UJ-TE	ND [0.001] UJ-TE

See flag definitions at the end of this table.

Elmendorf SS83
2002 Surface Water Seeps Analytical Results

					Sample ID	LNDSSMIDDLEWGN1	LNDSSNORTHWGN1	LNDSSSOUTHWGN1	TB_HC3
					Laboratory	CTE/LTL	CTE/LTL	CTE/LTL	CTE
					Lab Sample ID	1025901001/0209271-13	1025901002/0209271-14	1025901003/0209271-15	1025901004
					Collection Date	9/5/02	9/5/02	9/5/02	9/5/02
					Matrix	WS	WS	WS	WS
			Screening Criteria						
Analyte	**Method**	**Units**	**AWQC[1]**	**MCL[2]**	**ADEC[3]**				
2,2-Dichloropropane	SW8260B	mg/L				ND [0.001] UJ-TE	ND [0.001] UJ-TE	ND [0.001] UJ-TE	ND [0.001] UJ-TE
2-Butanone	SW8260B	mg/L	14		22	ND [0.01] UJ-TE	ND [0.01] UJ-TE	ND [0.01] UJ-TE	ND [0.01] UJ-TE
2-Chloroethyl vinyl ether	SW8260B	mg/L				ND [0.001] UJ-TE	ND [0.001] UJ-TE	ND [0.001] UJ-TE	ND [0.001] UJ-TE
2-Chlorotoluene	SW8260B	mg/L				ND [0.001] UJ-TE	ND [0.001] UJ-TE	ND [0.001] UJ-TE	ND [0.001] UJ-TE
2-Hexanone	SW8260B	mg/L	0.099			ND [0.01] R-C	ND [0.01] UJ-TE	ND [0.01] UJ-TE	ND [0.01] UJ-TE
4-Chlorotoluene	SW8260B	mg/L				ND [0.001] UJ-TE	ND [0.001] UJ-TE	ND [0.001] UJ-TE	ND [0.001] UJ-TE
4-Isopropyltoluene	SW8260B	mg/L				ND [0.001] UJ-TE	ND [0.001] UJ-TE	ND [0.001] UJ-TE	ND [0.001] UJ-TE
4-Methyl-2-pentanone	SW8260B	mg/L	0.17			ND [0.01] UJ-TE	ND [0.01] UJ-TE	ND [0.01] UJ-TE	ND [0.01] UJ-TE
Acetone	SW8260B	mg/L	1.5		3.65	ND [0.01] UJ-TE	ND [0.01] UJ-TE	ND [0.01] UJ-TE	ND [0.01] UJ-TE
Benzene	SW8260B	mg/L	5.3	0.005	0.005	ND [0.0005] UJ-TE	ND [0.0005] UJ-TE	ND TE	ND [0.0005] UJ-TE
Bromobenzene	SW8260B	mg/L				ND [0.001] UJ-TE	ND [0.001] UJ-TE	ND [0.001] UJ-TE	ND [0.001] UJ-TE
Bromochloromethane	SW8260B	mg/L				ND [0.001] UJ-TE	ND [0.001] UJ-TE	ND [0.001] UJ-TE	ND [0.001] UJ-TE
Bromodichloromethane	SW8260B	mg/L		0.08	0.1	ND [0.001] UJ-TE	ND [0.001] UJ-TE	ND [0.001] UJ-TE	ND [0.001] UJ-TE
Bromoform	SW8260B	mg/L		0.08	0.1	ND [0.001] UJ-TE	ND [0.001] UJ-TE	ND [0.001] UJ-TE	ND [0.001] UJ-TE
Bromomethane	SW8260B	mg/L				ND [0.001] UJ-TE	ND [0.001] UJ-TE	ND [0.001] UJ-TE	ND [0.001] UJ-TE
Carbon disulfide	SW8260B	mg/L	0.00092		3.65	ND [0.002] UJ-TE	ND [0.002] UJ-TE	ND [0.002] UJ-TE	ND [0.002] UJ-TE
Carbon tetrachloride	SW8260B	mg/L	35.2	0.005	0.005	ND [0.001] UJ-TE	ND [0.001] UJ-TE	ND [0.001] UJ-TE	ND [0.001] UJ-TE
Chlorobenzene	SW8260B	mg/L	0.05		0.1	ND [0.001] UJ-TE	ND [0.001] UJ-TE	ND [0.001] UJ-TE	ND [0.001] UJ-TE
Chloroethane	SW8260B	mg/L				ND [0.001] UJ-TE	ND [0.001] UJ-TE	ND [0.001] UJ-TE	ND [0.001] UJ-TE
Chloroform	SW8260B	mg/L	1.24	0.08	0.1	ND [0.001] UJ-TE	ND [0.001] UJ-TE	ND [0.001] UJ-TE	ND [0.001] UJ-TE
Chloromethane	SW8260B	mg/L				ND [0.001] UJ-TE	ND [0.001] UJ-TE	ND [0.001] UJ-TE	ND [0.001] UJ-TE
Dibromochloromethane	SW8260B	mg/L	11	0.08	0.06	ND [0.001] UJ-TE	ND [0.001] UJ-TE	ND [0.001] UJ-TE	ND [0.001] UJ-TE
Dibromomethane	SW8260B	mg/L	11		0.05	ND [0.001] UJ-TE	ND [0.001] UJ-TE	ND [0.001] UJ-TE	ND [0.001] UJ-TE
Dichlorodifluoromethane	SW8260B	mg/L	11		7.3	ND [0.001] UJ-TE	ND [0.001] UJ-TE	ND [0.001] UJ-TE	ND [0.001] UJ-TE
Ethylbenzene	SW8260B	mg/L	32	0.7	0.7	ND [0.001] UJ-TE	ND [0.001] UJ-TE	ND [0.001] UJ-TE	ND [0.001] UJ-TE
Hexachlorobutadiene	SW8260B	mg/L			0.01	ND [0.001] UJ-TE	ND [0.001] UJ-TE	ND [0.001] UJ-TE	ND [0.001] UJ-TE
Isopropylbenzene	SW8260B	mg/L			3.65	ND [0.001] UJ-TE	ND [0.001] UJ-TE	ND [0.001] UJ-TE	ND [0.001] UJ-TE
Methyl-tert-butyl ether (MTBE)	SW8260B	mg/L				ND [0.001] UJ-TE	ND [0.001] UJ-TE	ND [0.001] UJ-TE	ND [0.001] UJ-TE
Methylene chloride	SW8260B	mg/L	11	0.005	0.005	ND [0.005] UJ-TE	ND [0.005] UJ-TE	ND [0.005] UJ-TE	ND [0.005] UJ-TE
Naphthalene	SW8260B	mg/L	0.62		0.7	ND [0.002] UJ-TE	ND [0.002] UJ-TE	ND [0.002] UJ-TE	ND [0.002] UJ-TE
Styrene	SW8260B	mg/L		0.1	0.1	ND [0.001] UJ-TE	ND [0.001] UJ-TE	ND [0.001] UJ-TE	ND [0.001] UJ-TE
Tetrachloroethene (PCE)	SW8260B	mg/L	0.098	0.005	0.005	ND [0.001] UJ-TE	ND [0.001] UJ-TE	ND [0.001] UJ-TE	ND [0.001] UJ-TE
Toluene	SW8260B	mg/L	17.5	1	1	ND [0.001] UJ-TE	ND [0.001] UJ-TE	ND [0.001] UJ-TE	ND [0.001] UJ-TE
Trichloroethene (TCE)	SW8260B	mg/L	21.9	0.005	0.005	ND [0.001] UJ-TE,L	ND [0.001] UJ-TE	ND [0.001] UJ-TE	ND [0.001] UJ-TE

See flag definitions at the end of this table.

Elmendorf SS83
2002 Surface Water Seeps Analytical Results

					Sample ID	LNDSSMIDDLEWGN1	LNDSSNORTHWGN1	LNDSSSOUTHWGN1	TB_HC3
					Laboratory	CTE/LTL	CTE/LTL	CTE/LTL	CTE
					Lab Sample ID	1025901001/0209271-13	1025901002/0209271-14	1025901003/0209271-15	1025901004
					Collection Date	9/5/02	9/5/02	9/5/02	9/5/02
					Matrix	WS	WS	WS	WS
			Screening Criteria						
Analyte	**Method**	**Units**	**AWQC[1]**	**MCL[2]**	**ADEC[3]**				
Trichlorofluoromethane	SW8260B	mg/L	11			ND [0.001] UJ-TE	ND [0.001] UJ-TE	ND [0.001] UJ-TE	ND [0.001] UJ-TE
Vinyl chloride	SW8260B	mg/L	11.6	0.002	0.002	ND [0.001] UJ-TE	ND [0.001] UJ-TE	ND [0.001] UJ-TE	ND [0.001] UJ-TE
Xylene, Isomers m & p	SW8260B	mg/L		10	10	ND [0.002] UJ-TE	ND [0.002] UJ-TE	ND [0.002] UJ-TE	ND [0.002] UJ-TE
cis-1,2-Dichloroethene	SW8260B	mg/L	11.6	0.07	0.07	ND [0.001] UJ-TE	ND [0.001] UJ-TE	ND [0.001] UJ-TE	ND [0.001] UJ-TE
cis-1,3-Dichloropropene	SW8260B	mg/L				ND [0.001] UJ-TE	ND [0.001] UJ-TE	ND [0.001] UJ-TE	ND [0.001] UJ-TE
n-Butylbenzene	SW8260B	mg/L				ND [0.001] UJ-TE	ND [0.001] UJ-TE	ND [0.001] UJ-TE	ND [0.001] UJ-TE
n-Propylbenzene	SW8260B	mg/L				ND [0.001] UJ-TE	ND [0.001] UJ-TE	ND [0.001] UJ-TE	ND [0.001] UJ-TE
o-Xylene	SW8260B	mg/L		10	10	ND [0.001] UJ-TE	ND [0.001] UJ-TE	ND [0.001] UJ-TE	ND [0.001] UJ-TE
sec-Butylbenzene	SW8260B	mg/L				ND [0.001] UJ-TE	ND [0.001] UJ-TE	ND [0.001] UJ-TE	ND [0.001] UJ-TE
tert-Butylbenzene	SW8260B	mg/L				ND [0.001] UJ-TE	ND [0.001] UJ-TE	ND [0.001] UJ-TE	ND [0.001] UJ-TE
trans-1,2-Dichloroethene	SW8260B	mg/L	11.6	0.1	0.1	ND [0.001] UJ-TE	ND [0.001] UJ-TE	ND [0.001] UJ-TE	ND [0.001] UJ-TE
trans-1,3-Dichloropropene	SW8260B	mg/L				ND [0.001] UJ-TE	ND [0.001] UJ-TE	ND [0.001] UJ-TE	ND [0.001] UJ-TE
1,2,4-Trichlorobenzene	SW8270C	mg/L	0.05	0.07	0.07	ND [0.02]	ND [0.021]	ND [0.022]	- -
1,2-Dichlorobenzene	SW8270C	mg/L	0.763	0.6	0.6	ND [0.02]	ND [0.021]	ND [0.022]	- -
1,3-Dichlorobenzene	SW8270C	mg/L			1.1	ND [0.02]	ND [0.021]	ND [0.022]	- -
1,4-Dichlorobenzene	SW8270C	mg/L	0.763	0.075	0.075	ND [0.02]	ND [0.021]	ND [0.022]	- -
2,4,5-Trichlorophenol	SW8270C	mg/L	0.063		3.65	ND [0.02]	ND [0.021]	ND [0.022]	- -
2,4,6-Trichlorophenol	SW8270C	mg/L	0.97		0.077	ND [0.02]	ND [0.021]	ND [0.022]	- -
2,4-Dichlorophenol	SW8270C	mg/L	0.365		0.1	ND [0.02]	ND [0.021]	ND [0.022]	- -
2,4-Dimethylphenol	SW8270C	mg/L	2.12		0.7	ND [0.02]	ND [0.021]	ND [0.022]	- -
2,4-Dinitrophenol	SW8270C	mg/L			0.07	ND [0.2]	ND [0.21]	ND [0.22]	- -
2,4-Dinitrotoluene	SW8270C	mg/L	0.23		0.00125	ND [0.02]	ND [0.021]	ND [0.022]	- -
2,6-Dinitrotoluene	SW8270C	mg/L			0.00125	ND [0.02]	ND [0.021]	ND [0.022]	- -
2-Chloronaphthalene	SW8270C	mg/L	1.6		2.9	ND [0.01]	ND [0.01]	ND [0.011]	- -
2-Chlorophenol	SW8270C	mg/L	4.38		0.2	ND [0.02]	ND [0.021]	ND [0.022]	- -
2-Methyl-4,6-dinitrophenol	SW8270C	mg/L				ND [0.2]	ND [0.21]	ND [0.22]	- -
2-Methylnaphthalene	SW8270C	mg/L			0.78	ND [0.01]	ND [0.01]	ND [0.011]	- -
2-Methylphenol (o-Cresol)	SW8270C	mg/L	0.013		1.8	ND [0.02]	ND [0.021]	ND [0.022]	- -
2-Nitroaniline	SW8270C	mg/L				ND [0.02]	ND [0.021]	ND [0.022]	- -
2-Nitrophenol	SW8270C	mg/L				ND [0.02]	ND [0.021]	ND [0.022]	- -
3,3'-Dichlorobenzidine	SW8270C	mg/L			0.002	ND [0.02]	ND [0.021]	ND [0.022]	- -
3-Methylphenol/4-Methylphenol Coelution	SW8270C	mg/L				ND [0.02]	ND [0.021]	ND [0.022]	- -

See flag definitions at the end of this table.

Elmendorf SS83
2002 Surface Water Seeps Analytical Results

					Sample ID	LNDSSMIDDLEWGN1	LNDSSNORTHWGN1	LNDSSSOUTHWGN1	TB_HC3
					Laboratory	CTE/LTL	CTE/LTL	CTE/LTL	CTE
					Lab Sample ID	1025901001/0209271-13	1025901002/0209271-14	1025901003/0209271-15	1025901004
					Collection Date	9/5/02	9/5/02	9/5/02	9/5/02
					Matrix	WS	WS	WS	WS
			Screening Criteria						
Analyte	**Method**	**Units**	**AWQC[1]**	**MCL[2]**	**ADEC[3]**				
3-Nitroaniline	SW8270C	mg/L				ND [0.02]	ND [0.021]	ND [0.022]	- -
4-Bromophenyl phenyl ether	SW8270C	mg/L				ND [0.02]	ND [0.021]	ND [0.022]	- -
4-Chloro-3-methylphenol	SW8270C	mg/L				ND [0.02]	ND [0.021]	ND [0.022]	- -
4-Chloroaniline	SW8270C	mg/L	0.05		0.15	ND [0.02]	ND [0.021]	ND [0.022]	- -
4-Chlorophenyl phenyl ether	SW8270C	mg/L				ND [0.02]	ND [0.021]	ND [0.022]	- -
4-Nitroaniline	SW8270C	mg/L				ND [0.02]	ND [0.021]	ND [0.022]	- -
4-Nitrophenol	SW8270C	mg/L	0.15			ND [0.2]	ND [0.21]	ND [0.22]	- -
Acenaphthene	SW8270C	mg/L	0.52			ND [0.02]	ND [0.021]	ND [0.022]	- -
Acenaphthylene	SW8270C	mg/L			2.2	ND [0.02] R-L	ND [0.021] R-L	ND [0.022] R-L	- -
Aniline	SW8270C	mg/L				ND [0.02]	ND [0.021]	ND [0.022]	- -
Anthracene	SW8270C	mg/L	0.00073		11	ND [0.02]	ND [0.021]	ND [0.022]	- -
Azobenzene	SW8270C	mg/L				ND [0.02]	ND [0.021]	ND [0.022]	- -
Benzo(a)anthracene	SW8270C	mg/L	0.000027		0.001	ND [0.02]	ND [0.021]	ND [0.022]	- -
Benzo(a)pyrene	SW8270C	mg/L	0.000014	0.0002	0.0002	ND [0.02]	ND [0.021]	ND [0.022]	- -
Benzo(b)fluoranthene	SW8270C	mg/L			0.001	ND [0.02]	ND [0.021]	ND [0.022]	- -
Benzo(g,h,i)perylene	SW8270C	mg/L			1.1	ND [0.02]	ND [0.021]	ND [0.022]	- -
Benzo(k)fluoranthene	SW8270C	mg/L			0.01	ND [0.02]	ND [0.021]	ND [0.022]	- -
Benzoic acid	SW8270C	mg/L	0.042		146	ND [0.051]	ND [0.052]	ND [0.055]	- -
Benzyl alcohol	SW8270C	mg/L	0.0086			ND [0.02]	ND [0.021]	ND [0.022]	- -
Benzyl butyl phthalate	SW8270C	mg/L	0.003		7.3	ND [0.02]	ND [0.021]	ND [0.022]	- -
Chrysene	SW8270C	mg/L			0.1	ND [0.02]	ND [0.021]	ND [0.022]	- -
Di-n-butyl phthalate	SW8270C	mg/L	0.003		3.65	ND [0.02]	ND [0.021]	ND [0.022]	- -
Di-n-octyl phthalate	SW8270C	mg/L	0.003		0.7	ND [0.02]	ND [0.021]	ND [0.022]	- -
Dibenzo(a,h)anthracene	SW8270C	mg/L			0.0001	ND [0.02]	ND [0.021]	ND [0.022]	- -
Dibenzofuran	SW8270C	mg/L	0.0037		0.073	ND [0.02]	ND [0.021]	ND [0.022]	- -
Diethyl phthalate	SW8270C	mg/L	0.003		29	ND [0.02]	ND [0.021]	ND [0.022]	- -
Dimethyl phthalate	SW8270C	mg/L	0.003			ND [0.051]	ND [0.052]	ND [0.055]	- -
Fluoranthene	SW8270C	mg/L	3.98		1.46	ND [0.02]	ND [0.021]	ND [0.022]	- -
Fluorene	SW8270C	mg/L	0.0039		1.46	ND [0.02]	ND [0.021]	ND [0.022]	- -
Hexachlorobenzene	SW8270C	mg/L	0.00368	0.001	0.001	ND [0.02]	ND [0.021]	ND [0.022]	- -
Hexachlorobutadiene	SW8270C	mg/L			0.01	ND [0.01]	ND [0.01]	ND [0.011]	- -
Hexachlorocyclopentadiene	SW8270C	mg/L		0.05	0.05	ND [0.02] UJ-C	ND [0.021] UJ-C	ND [0.022] UJ-C	- -
Hexachloroethane	SW8270C	mg/L	0.54		0.06	ND [0.02]	ND [0.021]	ND [0.022]	- -
Indeno(1,2,3-cd)pyrene	SW8270C	mg/L			0.001	ND [0.02]	ND [0.021]	ND [0.022]	- -

See flag definitions at the end of this table.

Elmendorf SS83
2002 Surface Water Seeps Analytical Results

					Sample ID	LNDSSMIDDLEWGN1	LNDSSNORTHWGN1	LNDSSSOUTHWGN1	TB_HC3
					Laboratory	CTE/LTL	CTE/LTL	CTE/LTL	CTE
					Lab Sample ID	1025901001/0209271-13	1025901002/0209271-14	1025901003/0209271-15	1025901004
					Collection Date	9/5/02	9/5/02	9/5/02	9/5/02
					Matrix	WS	WS	WS	WS
			Screening Criteria						
Analyte	**Method**	**Units**	**AWQC[1]**	**MCL[2]**	**ADEC[3]**				
Isophorone	SW8270C	mg/L	117		0.9	ND [0.02]	ND [0.021]	ND [0.022]	- -
Naphthalene	SW8270C	mg/L	0.62		0.7	ND [0.02]	ND [0.021]	ND [0.022]	- -
Nitrobenzene	SW8270C	mg/L	27		0.018	ND [0.02]	ND [0.021]	ND [0.022]	- -
Pentachlorophenol	SW8270C	mg/L	0.015	0.001	0.001	ND [0.14]	ND [0.14]	ND [0.15]	- -
Phenanthrene	SW8270C	mg/L	0.0063		11	ND [0.02]	ND [0.021]	ND [0.022]	- -
Phenol	SW8270C	mg/L	2.56		22	ND [0.01]	ND [0.01]	ND [0.011]	- -
Pyrene	SW8270C	mg/L			1.1	ND [0.02]	ND [0.021]	ND [0.022]	- -
bis(2-Chloroisopropyl)ether	SW8270C	mg/L				ND [0.02]	ND [0.021]	ND [0.022]	- -
bis-(2-Chloroethyl)ether	SW8270C	mg/L			0.00077	ND [0.02]	ND [0.021]	ND [0.022]	- -
bis-(2-chloroethoxy)methane	SW8270C	mg/L	11			ND [0.02]	ND [0.021]	ND [0.022]	- -
bis-(2-ethylhexyl)phthalate	SW8270C	mg/L	0.00012		0.006	ND [0.02]	ND [0.021]	ND [0.022]	- -
n-Nitrosodi-n-propylamine	SW8270C	mg/L			0.0001	ND [0.02]	ND [0.021]	ND [0.022]	- -
n-Nitrosodimethylamine	SW8270C	mg/L				ND [0.02]	ND [0.021]	ND [0.022]	- -
n-Nitrosodiphenylamine	SW8270C	mg/L	5.85		0.17	ND [0.02]	ND [0.021]	ND [0.022]	- -

See flag definitions at the end of this table.

Flag Definitions

Note

Highlighted constituents exceed screening criteria.
ND - not detected
[ ] - laboratory reporting limit
-- = sample not analyzed by this method
F - Numerical result is below method reporting limit (MRL) but above method detection limit (MDL)
UBRL - Numerical result should be considred nondetect due to laboratory blank contamination.
J/UJ-C - Numerical result is considered estimated due to out of compliance calibration criteria.
J/UJ-L - Numerical result or reporting limit is considered estimated due to laboratory control sample recovery failure.
J/UJ-M - Numerical result or reporting limit is considered estimated due to matrix interference
J/UJ-P - Numerical reporting limits is considered estimated due to inadequate preservation methods.
J/UJ-S - Numerical result or reporting limit is considered estimated due to surrogate recovery exceedance.
J/UJ-TE - Numberical result or reporting limit is considered estimated due to temperature receipt exceedance.
R-C - Result is rejected due to out of compliance calibration criteria
R-L - Result is rejected due to laboratory control sample recovery failure
R-P - Result is rejected due to inadequate preservation methods.
[1] = USEPA Ambient Water Quality Criteria, Freshwater Chronic Values (Sept. 1999). Freshwater acute values used where chronic values are not provided. For informational purpos
[2] = EPA Drinking Water MCLs, EPA 816-F-02-013, July 2002.
[3] = ADEC 18 AAC 75 Method Two Table B Soil Cleanup Levels, under 40-inch zone (January 30, 2003). Some criteria are found in Technical Memorandum 01-007, "Calculate Cleanup Levels for Compounds without Tabular Values in Site Cleanup Rules." ADEC, November 24, 2003.

Elmendorf SS83
2002 Sediment Analytical Results

				Sample ID	LNDSSMIDDLESEN1	LNDSSMIDDLESN2	LNDSSNORTHSEN1	LNDSSNORTHSEN2
				Laboratory	CTE/LTL	CTE	CTE/LTL	CTE
				Lab Sample ID	1025901005/0209271-10	1026681001LL	1025901006/0209271-11	1026681002
				Collection Date	9/5/02	10/3/02	9/5/02	10/3/02
				Matrix	Sediment	Sediment	Sediment	Sediment
			Screening Criteria					
Analyte	**Method**	**Units**	**ADEC[1]**	**EPA[2]**				
Total Solids	A2540G	PERCENT			82.7 [0]	67.8 [0]	75.5 [0]	95.1 [0]
Gasoline Range Organics	AK101E	mg/kg	300		ND [1.04]	- -	ND [1.42]	- -
Diesel Range Organics	AK102E	mg/kg	250		38.9 [24.2]	- -	9.14 [26.3] UBRL	- -
Residual Range Organics	AK102E	mg/kg	10000		86.9 [24.2]	- -	16.7 [26.3] F	- -
Total Organic Carbon (TOC)	E415.2	mg/kg			13670 [806] J-C	- -	6511 [723] J-C	- -
Acenaphthene	PAHSIM	mg/kg	210	3700	ND [0.00604]	- -	ND [0.0066]	- -
Acenaphthylene	PAHSIM	mg/kg	210		ND [0.00604]	- -	ND [0.0066]	- -
Anthracene	PAHSIM	mg/kg	4300	22000	0.00416 [0.00604] F	- -	ND [0.0066]	- -
Benzo(a)anthracene	PAHSIM	mg/kg	6	0.62	0.0128 [0.00604]	- -	ND [0.0066]	- -
Benzo(a)pyrene	PAHSIM	mg/kg	1	0.062	0.0173 [0.00604]	- -	ND [0.0066]	- -
Benzo(b)fluoranthene	PAHSIM	mg/kg	11	0.62	0.0171 [0.00604]	- -	ND [0.0066]	- -
Benzo(g,h,i)perylene	PAHSIM	mg/kg	1500		0.0119 [0.00604]	- -	ND [0.0066]	- -
Benzo(k)fluoranthene	PAHSIM	mg/kg	110	6.2	0.0107 [0.00604]	- -	ND [0.0066]	- -
Chrysene	PAHSIM	mg/kg	620	62	0.015 [0.00604]	- -	ND [0.0066]	- -
Dibenzo(a,h)anthracene	PAHSIM	mg/kg	1	0.062	0.00435 [0.00604] F	- -	ND [0.0066]	- -
Fluoranthene	PAHSIM	mg/kg	2100	2300	0.0231 [0.00604]	- -	ND [0.0066]	- -
Fluorene	PAHSIM	mg/kg	270	2600	0.002 [0.00604] F	- -	ND [0.0066]	- -
Indeno(1,2,3-cd)pyrene	PAHSIM	mg/kg	11	0.62	0.0106 [0.00604]	- -	ND [0.0066]	- -
Naphthalene	PAHSIM	mg/kg	21	56	0.00276 [0.00604] F	- -	ND [0.0066]	- -
Phenanthrene	PAHSIM	mg/kg	4300		0.0178 [0.00604]	- -	ND [0.0066]	- -
Pyrene	PAHSIM	mg/kg	1500	2300	0.0159 [0.00604]	- -	ND [0.0066]	- -
Arsenic	SW6020	mg/kg	2	0.39	4.57 [1.17]	- -	3.94 [1.2]	- -
Barium	SW6020	mg/kg	1100	5400	46.3 [0.586]	- -	26.2 [0.598]	- -
Cadmium	SW6020	mg/kg	5	37	ND [0.234]	- -	ND [0.239]	- -
Chromium	SW6020	mg/kg	26	210	23.6 [1.17] J-C	- -	25.2 [1.2] J-C	- -
Lead	SW6020	mg/kg	400	400	4.03 [0.234]	- -	3.95 [0.239]	- -
Selenium	SW6020	mg/kg	3.5	390	ND [1.17]	- -	ND [1.2]	- -

See flag definitions at the end of this table.

Elmendorf SS83
2002 Sediment Analytical Results

				Sample ID	LNDSSMIDDLESEN1	LNDSSMIDDLESN2	LNDSSNORTHSEN1	LNDSSNORTHSEN2
				Laboratory	CTE/LTL	CTE	CTE/LTL	CTE
				Lab Sample ID	1025901005/0209271-10	1026681001LL	1025901006/0209271-11	1026681002
				Collection Date	9/5/02	10/3/02	9/5/02	10/3/02
				Matrix	Sediment	Sediment	Sediment	Sediment
			Screening Criteria					
Analyte	**Method**	**Units**	**ADEC[1]**	**EPA[2]**				
Silver	SW6020	mg/kg	21	390	0.0588 [0.117] F	- -	0.0462 [0.12] F	- -
Mercury	SW7471A	mg/kg	1.4	23	0.0477 [0.0457]	- -	0.0435 [0.0507] F	- -
4,4'-DDD	SW8081A	mg/kg	35	2.4	ND [0.0024]	- -	ND [0.0026]	- -
4,4'-DDE	SW8081A	mg/kg	24	1.7	ND [0.0024]	- -	ND [0.0026]	- -
4,4'-DDT	SW8081A	mg/kg	24	1.7	0.0017 [0.0024] F	- -	ND [0.0026]	- -
Aldrin	SW8081A	mg/kg	0.5	0.029	ND [0.0018]	- -	ND [0.002]	- -
Dieldrin	SW8081A	mg/kg	0.015	0.03	ND [0.0024]	- -	ND [0.0026]	- -
Endosulfan I	SW8081A	mg/kg	7	370	ND [0.0018]	- -	ND [0.002]	- -
Endosulfan II	SW8081A	mg/kg			ND [0.0024]	- -	ND [0.0026]	- -
Endosulfan sulfate	SW8081A	mg/kg			ND [0.0024]	- -	ND [0.0026]	- -
Endrin	SW8081A	mg/kg	0.3	18	ND [0.0024]	- -	ND [0.0026]	- -
Endrin aldehyde	SW8081A	mg/kg			ND [0.0024]	- -	ND [0.0026]	- -
Endrin ketone	SW8081A	mg/kg			ND [0.0024]	- -	ND [0.0026]	- -
Heptachlor	SW8081A	mg/kg	0.8	0.11	ND [0.0024]	- -	ND [0.0026]	- -
Heptachlor epoxide	SW8081A	mg/kg	0.2	0.053	ND [0.0024]	- -	ND [0.0026]	- -
Methoxychlor	SW8081A	mg/kg	52	310	ND [0.0024]	- -	ND [0.0026]	- -
Toxaphene	SW8081A	mg/kg	8	0.44	ND [0.06]	- -	ND [0.066]	- -
alpha-BHC	SW8081A	mg/kg	0.0026	0.09	ND [0.0018]	- -	ND [0.002]	- -
alpha-Chlordane	SW8081A	mg/kg	3	1.6	ND [0.0018]	- -	ND [0.002]	- -
beta-BHC	SW8081A	mg/kg	0.009	0.32	ND [0.0018]	- -	ND [0.002]	- -
delta-BHC	SW8081A	mg/kg			ND [0.0018]	- -	ND [0.002]	- -
gamma-BHC (Lindane)	SW8081A	mg/kg	0.003	0.44	ND [0.0018]	- -	ND [0.002]	- -
gamma-Chlordane	SW8081A	mg/kg	3		ND [0.0018]	- -	ND [0.002]	- -
PCB-1016 (Aroclor 1016)	SW8082	mg/kg	1	3.9	ND [0.0361]	- -	ND [0.0397]	- -
PCB-1221 (Aroclor 1221)	SW8082	mg/kg	1	0.22	ND [0.0361]	- -	ND [0.0397]	- -
PCB-1232 (Aroclor 1232)	SW8082	mg/kg	1	0.22	ND [0.0361]	- -	ND [0.0397]	- -
PCB-1242 (Aroclor 1242)	SW8082	mg/kg	1	0.22	ND [0.0361]	- -	ND [0.0397]	- -
PCB-1248 (Aroclor 1248)	SW8082	mg/kg	1	0.22	ND [0.0361]	- -	ND [0.0397]	- -
PCB-1254 (Aroclor 1254)	SW8082	mg/kg	1	0.22	ND [0.0361]	- -	ND [0.0397]	- -

See flag definitions at the end of this table.

Elmendorf SS83
2002 Sediment Analytical Results

				Sample ID	LNDSSMIDDLESEN1	LNDSSMIDDLESN2	LNDSSNORTHSEN1	LNDSSNORTHSEN2
				Laboratory	CTE/LTL	CTE	CTE/LTL	CTE
				Lab Sample ID	1025901005/0209271-10	1026681001LL	1025901006/0209271-11	1026681002
				Collection Date	9/5/02	10/3/02	9/5/02	10/3/02
				Matrix	Sediment	Sediment	Sediment	Sediment
			Screening Criteria					
Analyte	**Method**	**Units**	**ADEC[1]**	**EPA[2]**				
PCB-1260 (Aroclor 1260)	SW8082	mg/kg	1	0.22	ND [0.0361]	- -	ND [0.0397]	- -
2,4,5-T	SW8151A	mg/kg		610	ND [0.001]	- -	ND [0.001]	- -
2,4,5-TP (Silvex)	SW8151A	mg/kg		490	ND [0.0004]	- -	ND [0.0004]	- -
2,4-D	SW8151A	mg/kg		690	ND [0.0004]	- -	ND [0.0004]	- -
2,4-DB	SW8151A	mg/kg		490	ND [0.001]	- -	ND [0.001]	- -
Dalapon	SW8151A	mg/kg		1800	ND [0.0016]	- -	ND [0.0016]	- -
Dicamba	SW8151A	mg/kg			ND [0.001]	- -	ND [0.001]	- -
Dichlorprop	SW8151A	mg/kg			25 [0.001]	- -	ND [0.001]	- -
Dinoseb	SW8151A	mg/kg		61	ND [0.0002]	- -	ND [0.0002]	- -
MCPA (2-Methyl-4-chlorophenoxy acetic acid)	SW8151A	mg/kg		31	ND [0.020]	- -	ND [0.020]	- -
MCPP (2-(2-methyl-4-chlorophenoxy) propanoic acid)	SW8151A	mg/kg		61	ND [0.030]	- -	ND [0.030]	- -
1,1,1,2-Tetrachloroethane	SW8260B	mg/kg		3.2	ND [0.0104]	ND [0.0023]	ND [0.0142]	ND [0.0017]
1,1,1-Trichloroethane	SW8260B	mg/kg	1.0	1200	ND [0.0104]	ND [0.0039]	ND [0.0142]	ND [0.0028]
1,1,2,2-Tetrachloroethane	SW8260B	mg/kg	0.017	0.41	ND [0.0104]	ND [0.0008]	ND [0.0142]	ND [0.0006]
1,1,2-Trichloroethane	SW8260B	mg/kg	0.017	0.73	ND [0.0054]	ND [0.0012]	ND [0.0074]	ND [0.0008]
1,1-Dichloroethane	SW8260B	mg/kg	12	510	ND [0.0104]	ND [0.0039]	ND [0.0142]	ND [0.0028]
1,1-Dichloroethene	SW8260B	mg/kg	0.03	120	ND [0.0104]	ND [0.0023]	ND [0.0142]	ND [0.0017]
1,1-Dichloropropene	SW8260B	mg/kg			ND [0.0104]	ND [0.0039]	ND [0.0142]	ND [0.0028]
1,2,3-Trichlorobenzene	SW8260B	mg/kg			ND [0.0104]	ND [0.0039]	ND [0.0142]	ND [0.0028]
1,2,3-Trichloropropane	SW8260B	mg/kg	0.002	0.005	ND [0.0104]	ND [0.0012]	ND [0.0142]	ND [0.0008]
1,2,4-Trichlorobenzene	SW8260B	mg/kg	2	650	ND [0.0104]	ND [0.0039] R-C	ND [0.0142]	ND [0.0028] R-C
1,2,4-Trimethylbenzene	SW8260B	mg/kg	92.2	52	ND [0.0208]	ND [0.0039]	ND [0.0284]	ND [0.0028]
1,2-Dibromo-3-chloropropane	SW8260B	mg/kg		0.45	ND [0.0417]	ND [0.0078]	ND [0.0568]	ND [0.0056]
1,2-Dibromoethane	SW8260B	mg/kg	0.0002	0.0069	ND [0.0104]	ND [0.0039]	ND [0.0142]	ND [0.0028]
1,2-Dichlorobenzene	SW8260B	mg/kg	7	370	ND [0.0104]	ND [0.0039]	ND [0.0142]	ND [0.0028]
1,2-Dichloroethane	SW8260B	mg/kg	0.015	0.28	ND [0.0054]	ND [0.0008]	ND [0.0074]	ND [0.0006]
1,2-Dichloropropane	SW8260B	mg/kg	0.017	0.34	ND [0.0054]	ND [0.0012]	ND [0.0074]	ND [0.0008]
1,3,5-Trimethylbenzene	SW8260B	mg/kg	25	21	ND [0.0208]	ND [0.0039]	ND [0.0284]	ND [0.0028]

See flag definitions at the end of this table.

Elmendorf SS83
2002 Sediment Analytical Results

				Sample ID	LNDSSMIDDLESEN1	LNDSSMIDDLESN2	LNDSSNORTHSEN1	LNDSSNORTHSEN2
				Laboratory	CTE/LTL	CTE	CTE/LTL	CTE
				Lab Sample ID	1025901005/0209271-10	1026681001LL	1025901006/0209271-11	1026681002
				Collection Date	9/5/02	10/3/02	9/5/02	10/3/02
				Matrix	Sediment	Sediment	Sediment	Sediment
			Screening Criteria					
Analyte	**Method**	**Units**	**ADEC[1]**	**EPA[2]**				
1,3-Dichlorobenzene	SW8260B	mg/kg	12.1	16	ND [0.0104]	ND [0.0039]	ND [0.0142]	ND [0.0028]
1,3-Dichloropropane	SW8260B	mg/kg			ND [0.0104]	ND [0.0016]	ND [0.0142]	ND [0.0011]
1,4-Dichlorobenzene	SW8260B	mg/kg	0.8	3.4	ND [0.0104]	ND [0.0016]	ND [0.0142]	ND [0.0011]
1-Chlorohexane	SW8260B	mg/kg			ND [0.0104]	ND [0.0039]	0.0116 [0.0142] F	ND [0.0028]
2,2-Dichloropropane	SW8260B	mg/kg			ND [0.0104]	ND [0.0039]	ND [0.0142]	ND [0.0028]
2-Butanone	SW8260B	mg/kg	60	7300	ND [0.104]	0.0087 [0.0156] F, J-S	ND [0.142]	ND [0.0111]
2-Chloroethyl vinyl ether	SW8260B	mg/kg			ND [0.104]	- -	ND [0.142]	- -
2-Chlorotoluene	SW8260B	mg/kg		160	ND [0.0104]	ND [0.0039]	ND [0.0142]	ND [0.0028]
2-Hexanone	SW8260B	mg/kg			ND [0.104]	ND [0.0078]	ND [0.142]	ND [0.0056]
4-Chlorotoluene	SW8260B	mg/kg			ND [0.0104]	ND [0.0039]	ND [0.0142]	ND [0.0028]
4-Isopropyltoluene	SW8260B	mg/kg			ND [0.0104]	ND [0.0039]	ND [0.0142]	ND [0.0028]
4-Methyl-2-pentanone	SW8260B	mg/kg			ND [0.104]	ND [0.0156]	ND [0.142]	ND [0.0111]
Acetone	SW8260B	mg/kg	10	1600	ND [0.417]	0.147 [0.039] J-S	ND [0.568]	0.042 [0.0279]
Benzene	SW8260B	mg/kg	0.02	0.6	ND [0.0054]	0.0008 [0.0016] F, J-S	ND [0.0074]	ND [0.0011]
Bromobenzene	SW8260B	mg/kg		28	ND [0.0104]	ND [0.0039]	ND [0.0142]	ND [0.0028]
Bromochloromethane	SW8260B	mg/kg			ND [0.0104]	ND [0.0039]	ND [0.0142]	ND [0.0028]
Bromodichloromethane	SW8260B	mg/kg	0.35	0.82	ND [0.0104]	ND [0.0016]	ND [0.0142]	ND [0.0011]
Bromoform	SW8260B	mg/kg	0.38	62	ND [0.0104]	ND [0.0039]	ND [0.0142]	ND [0.0028]
Bromomethane	SW8260B	mg/kg	1.1	3.9	ND [0.0417]	ND [0.0078]	ND [0.0568]	ND [0.0056]
Carbon disulfide	SW8260B	mg/kg			ND [0.0417]	ND [0.0078]	ND [0.0568]	ND [0.0056]
Carbon tetrachloride	SW8260B	mg/kg	0.03	0.25	ND [0.0104]	ND [0.0023]	ND [0.0142]	ND [0.0017]
Chlorobenzene	SW8260B	mg/kg	0.6	150	ND [0.0104]	ND [0.0016]	ND [0.0142]	ND [0.0011]
Chloroethane	SW8260B	mg/kg		3	ND [0.0417]	ND [0.0039]	ND [0.0568]	ND [0.0028]
Chloroform	SW8260B	mg/kg	0.34	3.6	ND [0.0104]	ND [0.0016]	ND [0.0142]	ND [0.0011]
Chloromethane	SW8260B	mg/kg		1.2	ND [0.0104]	ND [0.0039]	ND [0.0142]	ND [0.0028]
Dibromochloromethane	SW8260B	mg/kg	0.2	1.1	ND [0.0104]	ND [0.0023]	ND [0.0142]	ND [0.0017]
Dibromomethane	SW8260B	mg/kg	1.1		ND [0.0104]	ND [0.0039]	ND [0.0142]	ND [0.0028]
Dichlorodifluoromethane	SW8260B	mg/kg	60	94	ND [0.0104]	ND [0.0039]	ND [0.0142]	ND [0.0028]
Ethylbenzene	SW8260B	mg/kg	5.5	8.9	ND [0.0208]	ND [0.0039]	ND [0.0284]	ND [0.0028]
Hexachlorobutadiene	SW8260B	mg/kg	8	6.2	ND [0.0104]	ND [0.0023]	ND [0.0142]	ND [0.0017]
Isopropylbenzene	SW8260B	mg/kg	227	570	ND [0.0104]	ND [0.0039]	ND [0.0142]	ND [0.0028]
Methyl-tert-butyl ether (MTBE)	SW8260B	mg/kg			ND [0.0104]	ND [0.0156]	ND [0.0142]	ND [0.0111]

See flag definitions at the end of this table.

Elmendorf SS83
2002 Sediment Analytical Results

				Sample ID	LNDSSMIDDLESEN1	LNDSSMIDDLESN2	LNDSSNORTHSEN1	LNDSSNORTHSEN2
				Laboratory	CTE/LTL	CTE	CTE/LTL	CTE
				Lab Sample ID	1025901005/0209271-10	1026681001LL	1025901006/0209271-11	1026681002
				Collection Date	9/5/02	10/3/02	9/5/02	10/3/02
				Matrix	Sediment	Sediment	Sediment	Sediment
			Screening Criteria					
Analyte	**Method**	**Units**	**ADEC[1]**	**EPA[2]**				
Methylene chloride	SW8260B	mg/kg	0.015	9.1	ND [0.0417]	0.0043 [0.0039] UBRL	ND [0.0568]	0.0024 [0.0028] UBRL
Naphthalene	SW8260B	mg/kg	21	56	0.0075 [0.0208] F	ND [0.0039]	ND [0.0284]	ND [0.0028]
Styrene	SW8260B	mg/kg	1.3	1700	ND [0.0104]	ND [0.0039]	ND [0.0142]	ND [0.0028]
Tetrachloroethene (PCE)	SW8260B	mg/kg	0.03	1.5	ND [0.0104]	ND [0.0019]	ND [0.0142]	ND [0.0014]
Toluene	SW8260B	mg/kg	5.4	520	ND [0.0208]	ND [0.0039]	ND [0.0284]	ND [0.0028]
Trichloroethene (TCE)	SW8260B	mg/kg	0.027	0.053	ND [0.0083]	ND [0.0016]	ND [0.0114]	ND [0.0011]
Trichlorofluoromethane	SW8260B	mg/kg		390	ND [0.0104]	ND [0.0039]	ND [0.0142]	ND [0.0028]
Vinyl chloride	SW8260B	mg/kg	0.009	0.079	ND [0.0054]	ND [0.0006]	ND [0.0074]	ND [0.0004]
Xylene, Isomers m & p	SW8260B	mg/kg	78	270	ND [0.0208]	ND [0.0039]	ND [0.0284]	ND [0.0028]
cis-1,2-Dichloroethene	SW8260B	mg/kg	0.2	43	ND [0.0104]	ND [0.0039]	ND [0.0142]	ND [0.0028]
cis-1,3-Dichloropropene	SW8260B	mg/kg		0.78	ND [0.0083]	ND [0.0016]	ND [0.0114]	ND [0.0011]
n-Butylbenzene	SW8260B	mg/kg		240	ND [0.0104]	ND [0.0039] R-C	ND [0.0142]	ND [0.0028] R-C
n-Propylbenzene	SW8260B	mg/kg			ND [0.0104]	ND [0.0039]	ND [0.0142]	ND [0.0028]
o-Xylene	SW8260B	mg/kg	78	270	ND [0.0208]	ND [0.0039]	ND [0.0284]	ND [0.0028]
sec-Butylbenzene	SW8260B	mg/kg		220	ND [0.0104]	ND [0.0039]	ND [0.0142]	ND [0.0028]
tert-Butylbenzene	SW8260B	mg/kg		390	ND [0.0104]	ND [0.0039]	ND [0.0142]	ND [0.0028]
trans-1,2-Dichloroethene	SW8260B	mg/kg	0.4	69	ND [0.0104]	ND [0.0039]	ND [0.0142]	ND [0.0028]
trans-1,3-Dichloropropene	SW8260B	mg/kg		0.78	ND [0.0104]	ND [0.0039]	ND [0.0142]	ND [0.0028]
1,2,4-Trichlorobenzene	SW8270C	mg/kg	2	650	ND [0.846]	- -	ND [0.926]	- -
1,2-Dichlorobenzene	SW8270C	mg/kg	7	370	ND [0.846]	- -	ND [0.926]	- -
1,3-Dichlorobenzene	SW8270C	mg/kg	12.1	16	ND [1.21]	- -	ND [1.32]	- -
1,4-Dichlorobenzene	SW8270C	mg/kg	0.8	3.4	ND [1.21]	- -	ND [1.32]	- -
2,4,5-Trichlorophenol	SW8270C	mg/kg	90	6100	ND [0.604]	- -	ND [0.662]	- -
2,4,6-Trichlorophenol	SW8270C	mg/kg	0.6	6.1	ND [0.846]	- -	ND [0.926]	- -
2,4-Dichlorophenol	SW8270C	mg/kg	0.45	180	ND [1.21]	- -	ND [1.32]	- -
2,4-Dimethylphenol	SW8270C	mg/kg	4	1200	ND [1.21]	- -	ND [1.32]	- -
2,4-Dinitrophenol	SW8270C	mg/kg	0.2	120	ND [7.25]	- -	ND [7.94]	- -
2,4-Dinitrotoluene	SW8270C	mg/kg	0.005	120	ND [0.604]	- -	ND [0.662]	- -
2,6-Dinitrotoluene	SW8270C	mg/kg	0.0044	61	ND [0.604]	- -	ND [0.662]	- -
2-Chloronaphthalene	SW8270C	mg/kg	70	4900	ND [0.846]	- -	ND [0.926]	- -
2-Chlorophenol	SW8270C	mg/kg	1.4	63	ND [1.21]	- -	ND [1.32]	- -

See flag definitions at the end of this table.

Elmendorf SS83
2002 Sediment Analytical Results

				Sample ID	LNDSSMIDDLESEN1	LNDSSMIDDLESN2	LNDSSNORTHSEN1	LNDSSNORTHSEN2
				Laboratory	CTE/LTL	CTE	CTE/LTL	CTE
				Lab Sample ID	1025901005/0209271-10	1026681001LL	1025901006/0209271-11	1026681002
				Collection Date	9/5/02	10/3/02	9/5/02	10/3/02
				Matrix	Sediment	Sediment	Sediment	Sediment
			Screening Criteria					
Analyte	**Method**	**Units**	**ADEC[1]**	**EPA[2]**				
2-Methyl-4,6-dinitrophenol	SW8270C	mg/kg			ND [7.25]	- -	ND [7.94]	- -
2-Methylnaphthalene	SW8270C	mg/kg	60.9		ND [0.846]	- -	ND [0.926]	- -
2-Methylphenol (o-Cresol)	SW8270C	mg/kg	7	3100	ND [1.21]	- -	ND [1.32]	- -
2-Nitroaniline	SW8270C	mg/kg		1.7	ND [0.604]	- -	ND [0.662]	- -
2-Nitrophenol	SW8270C	mg/kg			ND [1.21]	- -	ND [1.32]	- -
3,3'-Dichlorobenzidine	SW8270C	mg/kg	0.02	1.1	ND [1.21]	- -	ND [1.32]	- -
3-Methylphenol/4-Methylphenol Coelution	SW8270C	mg/kg			ND [6.04]	- -	ND [6.62]	- -
3-Nitroaniline	SW8270C	mg/kg			ND [0.604]	- -	ND [0.662]	- -
4-Bromophenyl phenyl ether	SW8270C	mg/kg			ND [0.604]	- -	ND [0.662]	- -
4-Chloro-3-methylphenol	SW8270C	mg/kg			ND [1.21]	- -	ND [1.32]	- -
4-Chloroaniline	SW8270C	mg/kg	0.5	240	ND [1.21]	- -	ND [1.32]	- -
4-Chlorophenyl phenyl ether	SW8270C	mg/kg			ND [0.604]	- -	ND [0.662]	- -
4-Nitroaniline	SW8270C	mg/kg			ND [0.604]	- -	ND [0.662]	- -
4-Nitrophenol	SW8270C	mg/kg			ND [6.04]	- -	ND [6.62]	- -
Acenaphthene	SW8270C	mg/kg	210	3700	ND [0.846]	- -	ND [0.926]	- -
Acenaphthylene	SW8270C	mg/kg	210	6100	ND [0.846]	- -	ND [0.926]	- -
Aniline	SW8270C	mg/kg			ND [2.42]	- -	ND [2.65] R-L	- -
Anthracene	SW8270C	mg/kg	4300	22000	ND [0.604]	- -	ND [0.662]	- -
Azobenzene	SW8270C	mg/kg			ND [0.604]	- -	ND [0.662]	- -
Benzo(a)anthracene	SW8270C	mg/kg	6	0.62	ND [0.604]	- -	ND [0.662]	- -
Benzo(a)pyrene	SW8270C	mg/kg	1	0.062	ND [0.604]	- -	ND [0.662]	- -
Benzo(b)fluoranthene	SW8270C	mg/kg	11	0.62	ND [0.604]	- -	ND [0.662]	- -
Benzo(g,h,i)perylene	SW8270C	mg/kg	1500		ND [0.846]	- -	ND [0.926]	- -
Benzo(k)fluoranthene	SW8270C	mg/kg	110	6.2	ND [1.21]	- -	ND [1.32]	- -
Benzoic acid	SW8270C	mg/kg	390	100000	ND [6.04]	- -	ND [6.62]	- -
Benzyl alcohol	SW8270C	mg/kg			ND [0.846]	- -	ND [0.926]	- -
Benzyl butyl phthalate	SW8270C	mg/kg	5600	12000	ND [0.604]	- -	ND [0.662]	- -
Chrysene	SW8270C	mg/kg	620	62	ND [0.604]	- -	ND [0.662]	- -
Di-n-butyl phthalate	SW8270C	mg/kg	1700		ND [0.604]	- -	ND [0.662]	- -
Di-n-octyl phthalate	SW8270C	mg/kg	2000	2400	ND [0.604]	- -	ND [0.662]	- -
Dibenzo(a,h)anthracene	SW8270C	mg/kg	1	0.062	ND [0.846]	- -	ND [0.926]	- -

See flag definitions at the end of this table.

Elmendorf SS83
2002 Sediment Analytical Results

				Sample ID	LNDSSMIDDLESEN1	LNDSSMIDDLESN2	LNDSSNORTHSEN1	LNDSSNORTHSEN2
				Laboratory	CTE/LTL	CTE	CTE/LTL	CTE
				Lab Sample ID	1025901005/0209271-10	1026681001LL	1025901006/0209271-11	1026681002
				Collection Date	9/5/02	10/3/02	9/5/02	10/3/02
				Matrix	Sediment	Sediment	Sediment	Sediment
			Screening Criteria					
Analyte	**Method**	**Units**	**ADEC[1]**	**EPA[2]**				
Dibenzofuran	SW8270C	mg/kg	7.78	290	ND [0.604]	- -	ND [0.662]	- -
Diethyl phthalate	SW8270C	mg/kg	190	49000	ND [0.604]	- -	ND [0.662]	- -
Dimethyl phthalate	SW8270C	mg/kg	1400	100000	ND [0.604]	- -	ND [0.662]	- -
Fluoranthene	SW8270C	mg/kg	2100	2300	ND [0.604]	- -	ND [0.662]	- -
Fluorene	SW8270C	mg/kg	270	2700	ND [0.604]	- -	ND [0.662]	- -
Hexachlorobenzene	SW8270C	mg/kg	0.73	0.3	ND [0.604]	- -	ND [0.662]	- -
Hexachlorobutadiene	SW8270C	mg/kg	8	6.2	ND [0.846]	- -	ND [0.926]	- -
Hexachlorocyclopentadiene	SW8270C	mg/kg	7		ND [1.21] UJ-C	- -	ND [1.32] UJ-C	- -
Hexachloroethane	SW8270C	mg/kg	1.6	35	ND [0.846]	- -	ND [0.926]	- -
Indeno(1,2,3-cd)pyrene	SW8270C	mg/kg	11	0.62	ND [0.604]	- -	ND [0.662]	- -
Isophorone	SW8270C	mg/kg	3	510	ND [0.604]	- -	ND [0.662]	- -
Naphthalene	SW8270C	mg/kg	21	56	ND [0.846]	- -	ND [0.926]	- -
Nitrobenzene	SW8270C	mg/kg	0.06	20	ND [0.846]	- -	ND [0.926]	- -
Pentachlorophenol	SW8270C	mg/kg	0.01	3	ND [6.04]	- -	ND [6.62]	- -
Phenanthrene	SW8270C	mg/kg	4300		ND [0.604]	- -	ND [0.662]	- -
Phenol	SW8270C	mg/kg	67	37000	ND [1.21]	- -	ND [1.32]	- -
Pyrene	SW8270C	mg/kg	1500	2300	ND [0.604]	- -	ND [0.662]	- -
bis(2-Chloroisopropyl)ether	SW8270C	mg/kg		2.9	ND [0.846]	- -	ND [0.926]	- -
bis-(2-Chloroethyl)ether	SW8270C	mg/kg	0.002	0.21	ND [0.846]	- -	ND [0.926]	- -
bis-(2-chloroethoxy)methane	SW8270C	mg/kg			ND [0.846]	- -	ND [0.926]	- -
bis-(2-ethylhexyl)phthalate	SW8270C	mg/kg	590	35	ND [0.604]	- -	ND [0.662]	- -
n-Nitrosodi-n-propylamine	SW8270C	mg/kg	0.00036	0.069	ND [0.846]	- -	ND [0.926]	- -
n-Nitrosodimethylamine	SW8270C	mg/kg		0.0095	ND [0.846]	- -	ND [0.926]	- -
n-Nitrosodiphenylamine	SW8270C	mg/kg		99	ND [0.604]	- -	ND [0.662]	- -

See flag definitions at the end of this table.

Elmendorf SS83
2002 Sediment Analytical Results

				Sample ID	LNDSSSOUTHSEN1	LNDSSSOUTHSEN2	LNDSSTBSEN1
				Laboratory	CTE	CTE	CTE
				Lab Sample ID	1025901007/0209271-12	1026681003	1026681004
				Collection Date	9/5/02	10/3/02	10/3/02
				Matrix	Sediment	Sediment	Sediment
			Screening Criteria				
Analyte	**Method**	**Units**	**ADEC[1]**	**EPA[2]**			
Total Solids	A2540G	PERCENT			83.8 [0]	92.3 [0]	100 [0]
Gasoline Range Organics	AK101E	mg/kg	300		ND [1.66]	- -	- -
Diesel Range Organics	AK102E	mg/kg	250		4.49 [23.3] F	- -	- -
Residual Range Organics	AK102E	mg/kg	10000		9.43 [23.3] UBRL	- -	- -
Total Organic Carbon (TOC)	E415.2	mg/kg			1390 [670] J-C	- -	- -
Acenaphthene	PAHSIM	mg/kg	210	3700	ND [0.00596]	- -	- -
Acenaphthylene	PAHSIM	mg/kg	210		ND [0.00596]	- -	- -
Anthracene	PAHSIM	mg/kg	4300	22000	ND [0.00596]	- -	- -
Benzo(a)anthracene	PAHSIM	mg/kg	6	0.62	ND [0.00596]	- -	- -
Benzo(a)pyrene	PAHSIM	mg/kg	1	0.062	ND [0.00596]	- -	- -
Benzo(b)fluoranthene	PAHSIM	mg/kg	11	0.62	ND [0.00596]	- -	- -
Benzo(g,h,i)perylene	PAHSIM	mg/kg	1500		ND [0.00596]	- -	- -
Benzo(k)fluoranthene	PAHSIM	mg/kg	110	6.2	ND [0.00596]	- -	- -
Chrysene	PAHSIM	mg/kg	620	62	ND [0.00596]	- -	- -
Dibenzo(a,h)anthracene	PAHSIM	mg/kg	1	0.062	ND [0.00596]	- -	- -
Fluoranthene	PAHSIM	mg/kg	2100	2300	ND [0.00596]	- -	- -
Fluorene	PAHSIM	mg/kg	270	2600	ND [0.00596]	- -	- -
Indeno(1,2,3-cd)pyrene	PAHSIM	mg/kg	11	0.62	ND [0.00596]	- -	- -
Naphthalene	PAHSIM	mg/kg	21	56	ND [0.00596]	- -	- -
Phenanthrene	PAHSIM	mg/kg	4300		ND [0.00596]	- -	- -
Pyrene	PAHSIM	mg/kg	1500	2300	ND [0.00596]	- -	- -
Arsenic	SW6020	mg/kg	2	0.39	2.25 [1.19]	- -	- -
Barium	SW6020	mg/kg	1100	5400	18.8 [0.596]	- -	- -
Cadmium	SW6020	mg/kg	5	37	ND [0.238]	- -	- -
Chromium	SW6020	mg/kg	26	210	19.3 [1.19] J-C	- -	- -
Lead	SW6020	mg/kg	400	400	3.25 [0.238]	- -	- -
Selenium	SW6020	mg/kg	3.5	390	ND [1.19]	- -	- -

See flag definitions at the end of this table.

Elmendorf SS83
2002 Sediment Analytical Results

				Sample ID	LNDSSSOUTHSEN1	LNDSSSOUTHSEN2	LNDSSTBSEN1
				Laboratory	CTE	CTE	CTE
				Lab Sample ID	1025901007/0209271-12	1026681003	1026681004
				Collection Date	9/5/02	10/3/02	10/3/02
				Matrix	Sediment	Sediment	Sediment
			Screening Criteria				
Analyte	**Method**	**Units**	**ADEC[1]**	**EPA[2]**			
Silver	SW6020	mg/kg	21	390	0.0415 [0.119] F	- -	- -
Mercury	SW7471A	mg/kg	1.4	23	0.0792 [0.0517]	- -	- -
4,4'-DDD	SW8081A	mg/kg	35	2.4	ND [0.0024]	- -	- -
4,4'-DDE	SW8081A	mg/kg	24	1.7	ND [0.0024]	- -	- -
4,4'-DDT	SW8081A	mg/kg	24	1.7	ND [0.0024]	- -	- -
Aldrin	SW8081A	mg/kg	0.5	0.029	ND [0.0018]	- -	- -
Dieldrin	SW8081A	mg/kg	0.015	0.03	ND [0.0024]	- -	- -
Endosulfan I	SW8081A	mg/kg	7	370	ND [0.0018]	- -	- -
Endosulfan II	SW8081A	mg/kg			ND [0.0024]	- -	- -
Endosulfan sulfate	SW8081A	mg/kg			ND [0.0024]	- -	- -
Endrin	SW8081A	mg/kg	0.3	18	ND [0.0024]	- -	- -
Endrin aldehyde	SW8081A	mg/kg			ND [0.0024]	- -	- -
Endrin ketone	SW8081A	mg/kg			ND [0.0024]	- -	- -
Heptachlor	SW8081A	mg/kg	0.8	0.11	ND [0.0024]	- -	- -
Heptachlor epoxide	SW8081A	mg/kg	0.2	0.053	ND [0.0024]	- -	- -
Methoxychlor	SW8081A	mg/kg	52	310	ND [0.0024]	- -	- -
Toxaphene	SW8081A	mg/kg	8	0.44	ND [0.059]	- -	- -
alpha-BHC	SW8081A	mg/kg	0.0026	0.09	ND [0.0018]	- -	- -
alpha-Chlordane	SW8081A	mg/kg	3	1.6	ND [0.0018]	- -	- -
beta-BHC	SW8081A	mg/kg	0.009	0.32	ND [0.0018]	- -	- -
delta-BHC	SW8081A	mg/kg			ND [0.0018]	- -	- -
gamma-BHC (Lindane)	SW8081A	mg/kg	0.003	0.44	ND [0.0018]	- -	- -
gamma-Chlordane	SW8081A	mg/kg	3		ND [0.0018]	- -	- -
PCB-1016 (Aroclor 1016)	SW8082	mg/kg	1	3.9	ND [0.0356]	- -	- -
PCB-1221 (Aroclor 1221)	SW8082	mg/kg	1	0.22	ND [0.0356]	- -	- -
PCB-1232 (Aroclor 1232)	SW8082	mg/kg	1	0.22	ND [0.0356]	- -	- -
PCB-1242 (Aroclor 1242)	SW8082	mg/kg	1	0.22	ND [0.0356]	- -	- -
PCB-1248 (Aroclor 1248)	SW8082	mg/kg	1	0.22	ND [0.0356]	- -	- -
PCB-1254 (Aroclor 1254)	SW8082	mg/kg	1	0.22	ND [0.0356]	- -	- -

See flag definitions at the end of this table.

Elmendorf SS83
2002 Sediment Analytical Results

				Sample ID	LNDSSSOUTHSEN1	LNDSSSOUTHSEN2	LNDSSTBSEN1
				Laboratory	CTE	CTE	CTE
				Lab Sample ID	1025901007/0209271-12	1026681003	1026681004
				Collection Date	9/5/02	10/3/02	10/3/02
				Matrix	Sediment	Sediment	Sediment
			Screening Criteria				
Analyte	**Method**	**Units**	**ADEC[1]**	**EPA[2]**			
PCB-1260 (Aroclor 1260)	SW8082	mg/kg	1	0.22	ND [0.0356]	- -	- -
2,4,5-T	SW8151A	mg/kg		610	ND [0.001]	- -	- -
2,4,5-TP (Silvex)	SW8151A	mg/kg		490	ND [0.0004]	- -	- -
2,4-D	SW8151A	mg/kg		690	ND [0.0004]	- -	- -
2,4-DB	SW8151A	mg/kg		490	ND [0.001]	- -	- -
Dalapon	SW8151A	mg/kg		1800	ND [0.0016]	- -	- -
Dicamba	SW8151A	mg/kg			ND [0.001]	- -	- -
Dichlorprop	SW8151A	mg/kg			ND [0.001]	- -	- -
Dinoseb	SW8151A	mg/kg		61	ND [0.0002]	- -	- -
MCPA (2-Methyl-4-chlorophenoxy acetic acid)	SW8151A	mg/kg		31	ND [0.020]	- -	- -
MCPP (2-(2-methyl-4-chlorophenoxy) propanoic acid)	SW8151A	mg/kg		61	ND [0.030]	- -	- -
1,1,1,2-Tetrachloroethane	SW8260B	mg/kg		3.2	ND [0.0166]	ND [0.0037]	ND [0.003]
1,1,1-Trichloroethane	SW8260B	mg/kg	1.0	1200	ND [0.0166]	ND [0.0063]	ND [0.005]
1,1,2,2-Tetrachloroethane	SW8260B	mg/kg	0.017	0.41	ND [0.0166]	ND [0.0013]	ND [0.001]
1,1,2-Trichloroethane	SW8260B	mg/kg	0.017	0.73	ND [0.0086]	ND [0.0019]	ND [0.0015]
1,1-Dichloroethane	SW8260B	mg/kg	12	510	ND [0.0166]	ND [0.0063]	ND [0.005]
1,1-Dichloroethene	SW8260B	mg/kg	0.03	120	ND [0.0166]	ND [0.0037]	ND [0.003]
1,1-Dichloropropene	SW8260B	mg/kg			ND [0.0166]	ND [0.0063]	ND [0.005]
1,2,3-Trichlorobenzene	SW8260B	mg/kg			ND [0.0166]	ND [0.0063]	ND [0.005]
1,2,3-Trichloropropane	SW8260B	mg/kg	0.002	0.005	ND [0.0166]	ND [0.0019]	ND [0.0015]
1,2,4-Trichlorobenzene	SW8260B	mg/kg	2	650	ND [0.0166]	ND [0.0063] R-C	ND [0.005] R-C
1,2,4-Trimethylbenzene	SW8260B	mg/kg	92.2	52	ND [0.0332]	ND [0.0063]	ND [0.005]
1,2-Dibromo-3-chloropropane	SW8260B	mg/kg		0.45	ND [0.0664]	ND [0.0125]	ND [0.01]
1,2-Dibromoethane	SW8260B	mg/kg	0.0002	0.0069	ND [0.0166]	ND [0.0063]	ND [0.005]
1,2-Dichlorobenzene	SW8260B	mg/kg	7	370	ND [0.0166]	ND [0.0063]	ND [0.005]
1,2-Dichloroethane	SW8260B	mg/kg	0.015	0.28	ND [0.0086]	ND [0.0013]	ND [0.001]
1,2-Dichloropropane	SW8260B	mg/kg	0.017	0.34	ND [0.0086]	ND [0.0019]	ND [0.0015]
1,3,5-Trimethylbenzene	SW8260B	mg/kg	25	21	ND [0.0332]	ND [0.0063]	ND [0.005]

See flag definitions at the end of this table.

Elmendorf SS83
2002 Sediment Analytical Results

				Sample ID	LNDSSSOUTHSEN1	LNDSSSOUTHSEN2	LNDSSTBSEN1
				Laboratory	CTE	CTE	CTE
				Lab Sample ID	1025901007/0209271-12	1026681003	1026681004
				Collection Date	9/5/02	10/3/02	10/3/02
				Matrix	Sediment	Sediment	Sediment
			Screening Criteria				
Analyte	**Method**	**Units**	**ADEC[1]**	**EPA[2]**			
1,3-Dichlorobenzene	SW8260B	mg/kg	12.1	16	ND [0.0166]	ND [0.0063]	ND [0.005]
1,3-Dichloropropane	SW8260B	mg/kg			ND [0.0166]	ND [0.0025]	ND [0.002]
1,4-Dichlorobenzene	SW8260B	mg/kg	0.8	3.4	ND [0.0166]	ND [0.0025]	ND [0.002]
1-Chlorohexane	SW8260B	mg/kg			0.0134 [0.0166] F	ND [0.0063]	ND [0.005]
2,2-Dichloropropane	SW8260B	mg/kg			ND [0.0166]	ND [0.0063]	ND [0.005]
2-Butanone	SW8260B	mg/kg	60	7300	ND [0.166]	ND [0.025]	ND [0.02]
2-Chloroethyl vinyl ether	SW8260B	mg/kg			ND [0.166]	- -	- -
2-Chlorotoluene	SW8260B	mg/kg		160	ND [0.0166]	ND [0.0063]	ND [0.005]
2-Hexanone	SW8260B	mg/kg			ND [0.166]	ND [0.0125]	ND [0.01]
4-Chlorotoluene	SW8260B	mg/kg			ND [0.0166]	ND [0.0063]	ND [0.005]
4-Isopropyltoluene	SW8260B	mg/kg			ND [0.0166]	ND [0.0063]	ND [0.005]
4-Methyl-2-pentanone	SW8260B	mg/kg			ND [0.166]	ND [0.025]	ND [0.02]
Acetone	SW8260B	mg/kg	10	1600	ND [0.664]	0.07 [0.0626]	ND [0.05]
Benzene	SW8260B	mg/kg	0.02	0.6	ND [0.0086]	ND [0.0025]	ND [0.002]
Bromobenzene	SW8260B	mg/kg		28	ND [0.0166]	ND [0.0063]	ND [0.005]
Bromochloromethane	SW8260B	mg/kg			ND [0.0166]	ND [0.0063]	ND [0.005]
Bromodichloromethane	SW8260B	mg/kg	0.35	0.82	ND [0.0166]	ND [0.0025]	ND [0.002]
Bromoform	SW8260B	mg/kg	0.38	62	ND [0.0166]	ND [0.0063]	0.0033 [0.005] F
Bromomethane	SW8260B	mg/kg	1.1	3.9	ND [0.0664]	ND [0.0125]	ND [0.01]
Carbon disulfide	SW8260B	mg/kg			ND [0.0664]	ND [0.0125]	ND [0.01]
Carbon tetrachloride	SW8260B	mg/kg	0.03	0.25	ND [0.0166]	ND [0.0037]	ND [0.003]
Chlorobenzene	SW8260B	mg/kg	0.6	150	ND [0.0166]	ND [0.0025]	ND [0.002]
Chloroethane	SW8260B	mg/kg		3	ND [0.0664]	ND [0.0063]	ND [0.005]
Chloroform	SW8260B	mg/kg	0.34	3.6	ND [0.0166]	ND [0.0025]	ND [0.002]
Chloromethane	SW8260B	mg/kg		1.2	ND [0.0166]	ND [0.0063]	ND [0.005]
Dibromochloromethane	SW8260B	mg/kg	0.2	1.1	ND [0.0166]	ND [0.0037]	ND [0.003]
Dibromomethane	SW8260B	mg/kg	1.1		ND [0.0166]	ND [0.0063]	ND [0.005]
Dichlorodifluoromethane	SW8260B	mg/kg	60	94	ND [0.0166]	ND [0.0063]	ND [0.005]
Ethylbenzene	SW8260B	mg/kg	5.5	8.9	ND [0.0332]	ND [0.0063]	ND [0.005]
Hexachlorobutadiene	SW8260B	mg/kg	8	6.2	ND [0.0166]	ND [0.0037]	ND [0.003]
Isopropylbenzene	SW8260B	mg/kg	227	570	ND [0.0166]	ND [0.0063]	ND [0.005]
Methyl-tert-butyl ether (MTBE)	SW8260B	mg/kg			ND [0.0166]	ND [0.025]	ND [0.02]

See flag definitions at the end of this table.

Elmendorf SS83
2002 Sediment Analytical Results

				Sample ID	LNDSSSOUTHSEN1	LNDSSSOUTHSEN2	LNDSSTBSEN1
				Laboratory	CTE	CTE	CTE
				Lab Sample ID	1025901007/0209271-12	1026681003	1026681004
				Collection Date	9/5/02	10/3/02	10/3/02
				Matrix	Sediment	Sediment	Sediment
			Screening Criteria				
Analyte	**Method**	**Units**	**ADEC[1]**	**EPA[2]**			
Methylene chloride	SW8260B	mg/kg	0.015	9.1	0.0224 [0.0664] UBRL	0.0108 [0.0063] UBRL	0.0158 [0.005]
Naphthalene	SW8260B	mg/kg	21	56	ND [0.0332]	ND [0.0063]	ND [0.005]
Styrene	SW8260B	mg/kg	1.3	1700	ND [0.0166]	ND [0.0063]	ND [0.005]
Tetrachloroethene (PCE)	SW8260B	mg/kg	0.03	1.5	ND [0.0166]	ND [0.0031]	ND [0.0025]
Toluene	SW8260B	mg/kg	5.4	520	ND [0.0332]	ND [0.0063]	ND [0.005]
Trichloroethene (TCE)	SW8260B	mg/kg	0.027	0.053	ND [0.0133]	ND [0.0025]	ND [0.002]
Trichlorofluoromethane	SW8260B	mg/kg		390	ND [0.0166]	ND [0.0063]	ND [0.005]
Vinyl chloride	SW8260B	mg/kg	0.009	0.079	ND [0.0086]	ND [0.001]	ND [0.0008]
Xylene, Isomers m & p	SW8260B	mg/kg	78	270	ND [0.0332]	ND [0.0063]	ND [0.005]
cis-1,2-Dichloroethene	SW8260B	mg/kg	0.2	43	ND [0.0166]	ND [0.0063]	ND [0.005]
cis-1,3-Dichloropropene	SW8260B	mg/kg		0.78	ND [0.0133]	ND [0.0025]	ND [0.002]
n-Butylbenzene	SW8260B	mg/kg		240	ND [0.0166]	ND [0.0063] R-C	ND [0.005] R-C
n-Propylbenzene	SW8260B	mg/kg			ND [0.0166]	ND [0.0063]	ND [0.005]
o-Xylene	SW8260B	mg/kg	78	270	ND [0.0332]	ND [0.0063]	ND [0.005]
sec-Butylbenzene	SW8260B	mg/kg		220	ND [0.0166]	ND [0.0063]	ND [0.005]
tert-Butylbenzene	SW8260B	mg/kg		390	ND [0.0166]	ND [0.0063]	ND [0.005]
trans-1,2-Dichloroethene	SW8260B	mg/kg	0.4	69	ND [0.0166]	ND [0.0063]	ND [0.005]
trans-1,3-Dichloropropene	SW8260B	mg/kg		0.78	ND [0.0166]	ND [0.0063]	ND [0.005]
1,2,4-Trichlorobenzene	SW8270C	mg/kg	2	650	ND [0.832]	- -	- -
1,2-Dichlorobenzene	SW8270C	mg/kg	7	370	ND [0.832]	- -	- -
1,3-Dichlorobenzene	SW8270C	mg/kg	12.1	16	ND [1.19]	- -	- -
1,4-Dichlorobenzene	SW8270C	mg/kg	0.8	3.4	ND [1.19]	- -	- -
2,4,5-Trichlorophenol	SW8270C	mg/kg	90	6100	ND [0.595]	- -	- -
2,4,6-Trichlorophenol	SW8270C	mg/kg	0.6	6.1	ND [0.832]	- -	- -
2,4-Dichlorophenol	SW8270C	mg/kg	0.45	180	ND [1.19]	- -	- -
2,4-Dimethylphenol	SW8270C	mg/kg	4	1200	ND [1.19]	- -	- -
2,4-Dinitrophenol	SW8270C	mg/kg	0.2	120	ND [7.14]	- -	- -
2,4-Dinitrotoluene	SW8270C	mg/kg	0.005	120	ND [0.595]	- -	- -
2,6-Dinitrotoluene	SW8270C	mg/kg	0.0044	61	ND [0.595]	- -	- -
2-Chloronaphthalene	SW8270C	mg/kg	70	4900	ND [0.832]	- -	- -
2-Chlorophenol	SW8270C	mg/kg	1.4	63	ND [1.19]	- -	- -

See flag definitions at the end of this table.

Elmendorf SS83
2002 Sediment Analytical Results

				Sample ID	LNDSSSOUTHSEN1	LNDSSSOUTHSEN2	LNDSSTBSEN1
				Laboratory	CTE	CTE	CTE
				Lab Sample ID	1025901007/0209271-12	1026681003	1026681004
				Collection Date	9/5/02	10/3/02	10/3/02
				Matrix	Sediment	Sediment	Sediment
			Screening Criteria				
Analyte	**Method**	**Units**	**ADEC[1]**	**EPA[2]**			
2-Methyl-4,6-dinitrophenol	SW8270C	mg/kg			ND [7.14]	- -	- -
2-Methylnaphthalene	SW8270C	mg/kg	60.9		ND [0.832]	- -	- -
2-Methylphenol (o-Cresol)	SW8270C	mg/kg	7	3100	ND [1.19]	- -	- -
2-Nitroaniline	SW8270C	mg/kg		1.7	ND [0.595]	- -	- -
2-Nitrophenol	SW8270C	mg/kg			ND [1.19]	- -	- -
3,3'-Dichlorobenzidine	SW8270C	mg/kg	0.02	1.1	ND [1.19]	- -	- -
3-Methylphenol/4-Methylphenol Coelution	SW8270C	mg/kg			ND [5.95]	- -	- -
3-Nitroaniline	SW8270C	mg/kg			ND [0.595]	- -	- -
4-Bromophenyl phenyl ether	SW8270C	mg/kg			ND [0.595]	- -	- -
4-Chloro-3-methylphenol	SW8270C	mg/kg			ND [1.19]	- -	- -
4-Chloroaniline	SW8270C	mg/kg	0.5	240	ND [1.19]	- -	- -
4-Chlorophenyl phenyl ether	SW8270C	mg/kg			ND [0.595]	- -	- -
4-Nitroaniline	SW8270C	mg/kg			ND [0.595]	- -	- -
4-Nitrophenol	SW8270C	mg/kg			ND [5.95]	- -	- -
Acenaphthene	SW8270C	mg/kg	210	3700	ND [0.832]	- -	- -
Acenaphthylene	SW8270C	mg/kg	210	6100	ND [0.832]	- -	- -
Aniline	SW8270C	mg/kg			ND [2.38] R-L	- -	- -
Anthracene	SW8270C	mg/kg	4300	22000	ND [0.595]	- -	- -
Azobenzene	SW8270C	mg/kg			ND [0.595]	- -	- -
Benzo(a)anthracene	SW8270C	mg/kg	6	0.62	ND [0.595]	- -	- -
Benzo(a)pyrene	SW8270C	mg/kg	1	0.062	ND [0.595]	- -	- -
Benzo(b)fluoranthene	SW8270C	mg/kg	11	0.62	ND [0.595]	- -	- -
Benzo(g,h,i)perylene	SW8270C	mg/kg	1500		ND [0.832]	- -	- -
Benzo(k)fluoranthene	SW8270C	mg/kg	110	6.2	ND [1.19]	- -	- -
Benzoic acid	SW8270C	mg/kg	390	100000	ND [5.95]	- -	- -
Benzyl alcohol	SW8270C	mg/kg			ND [0.832]	- -	- -
Benzyl butyl phthalate	SW8270C	mg/kg	5600	12000	ND [0.595]	- -	- -
Chrysene	SW8270C	mg/kg	620	62	ND [0.595]	- -	- -
Di-n-butyl phthalate	SW8270C	mg/kg	1700		ND [0.595]	- -	- -
Di-n-octyl phthalate	SW8270C	mg/kg	2000	2400	ND [0.595]	- -	- -
Dibenzo(a,h)anthracene	SW8270C	mg/kg	1	0.062	ND [0.832]	- -	- -

See flag definitions at the end of this table.

Elmendorf SS83
2002 Sediment Analytical Results

				Sample ID	LNDSSSOUTHSEN1	LNDSSSOUTHSEN2	LNDSSTBSEN1
				Laboratory	CTE	CTE	CTE
				Lab Sample ID	1025901007/0209271-12	1026681003	1026681004
				Collection Date	9/5/02	10/3/02	10/3/02
				Matrix	Sediment	Sediment	Sediment
			Screening Criteria				
Analyte	**Method**	**Units**	**ADEC[1]**	**EPA[2]**			
Dibenzofuran	SW8270C	mg/kg	7.78	290	ND [0.595]	- -	- -
Diethyl phthalate	SW8270C	mg/kg	190	49000	ND [0.595]	- -	- -
Dimethyl phthalate	SW8270C	mg/kg	1400	100000	ND [0.595]	- -	- -
Fluoranthene	SW8270C	mg/kg	2100	2300	ND [0.595]	- -	- -
Fluorene	SW8270C	mg/kg	270	2700	ND [0.595]	- -	- -
Hexachlorobenzene	SW8270C	mg/kg	0.73	0.3	ND [0.595]	- -	- -
Hexachlorobutadiene	SW8270C	mg/kg	8	6.2	ND [0.832]	- -	- -
Hexachlorocyclopentadiene	SW8270C	mg/kg	7		ND [1.19] UJ-C	- -	- -
Hexachloroethane	SW8270C	mg/kg	1.6	35	ND [0.832]	- -	- -
Indeno(1,2,3-cd)pyrene	SW8270C	mg/kg	11	0.62	ND [0.595]	- -	- -
Isophorone	SW8270C	mg/kg	3	510	ND [0.595]	- -	- -
Naphthalene	SW8270C	mg/kg	21	56	ND [0.832]	- -	- -
Nitrobenzene	SW8270C	mg/kg	0.06	20	ND [0.832]	- -	- -
Pentachlorophenol	SW8270C	mg/kg	0.01	3	ND [5.95]	- -	- -
Phenanthrene	SW8270C	mg/kg	4300		ND [0.595]	- -	- -
Phenol	SW8270C	mg/kg	67	37000	ND [1.19]	- -	- -
Pyrene	SW8270C	mg/kg	1500	2300	ND [0.595]	- -	- -
bis(2-Chloroisopropyl)ether	SW8270C	mg/kg		2.9	ND [0.832]	- -	- -
bis-(2-Chloroethyl)ether	SW8270C	mg/kg	0.002	0.21	ND [0.832]	- -	- -
bis-(2-chloroethoxy)methane	SW8270C	mg/kg			ND [0.832]	- -	- -
bis-(2-ethylhexyl)phthalate	SW8270C	mg/kg	590	35	ND [0.595]	- -	- -
n-Nitrosodi-n-propylamine	SW8270C	mg/kg	0.00036	0.069	ND [0.832]	- -	- -
n-Nitrosodimethylamine	SW8270C	mg/kg		0.0095	ND [0.832]	- -	- -
n-Nitrosodiphenylamine	SW8270C	mg/kg		99	ND [0.595]	- -	- -

See flag definitions at the end of this table.

Flag Definitions

Note

Highlighted constituents exceed screening criteria.
ND - not detected
[ ] - laboratory reporting limit
-- = sample not analyzed by this method
F - Numerical result is below method reporting limit (MRL) but above method detection limit (MDL)
UBRL - Numerical result should be considred nondetect due to laboratory blank contamination.
J/UJ-C - Numerical result is considered estimated due to out of compliance calibration criteria.
J/UJ-L - Numerical result or reporting limit is considered estimated due to laboratory control sample recovery failure.
J/UJ-M - Numerical result or reporting limit is considered estimated due to matrix interference
J/UJ-P - Numerical reporting limits is considered estimated due to inadequate preservation methods.
J/UJ-S - Numerical result or reporting limit is considered estimated due to surrogate recovery exceedance.
J/UJ-TE - Numberical result or reporting limit is considered estimated due to temperature receipt exceedance.
R-C - Result is rejected due to out of compliance calibration criteria
R-L - Result is rejected due to laboratory control sample recovery failure
R-P - Result is rejected due to inadequate preservation methods.
[1] = ADEC 18 AAC 75 Method Two Table B Soil Cleanup Levels, under 40-inch zone (January 30, 2003). Some criteria are found in Technical Memorandum 01-007, "Calculate Cleanup Levels for Compounds without Tabular Values in Site Cleanup Rules." ADEC,
[2] = EPA Region 9 Preliminary Remediation Goals (October, 2002).

APPENDIX C

Laboratory Conclusions Regarding White Powder in Test Pit 4

Laboratory Analysis Report

200 W. Potter Drive
Anchorage, AK 99518-1605
Tel: (907) 562-2343
Fax: (907) 561-5301
Web: http://www.sgsenvironmental.com

Gloria Beckman
Jacobs Engineering Group
4300 B Street Suite 600
Anchorage, AK 99503

Work Order:	1036334
	SS83
Client:	Jacobs Engineering Group
Report Date:	October 13, 2003

Enclosed are the analytical results associated with the above workorder.

As required by the state of Alaska and the USEPA, a formal Quality Assurance/Quality Control Program is maintained by SGS. A copy of our Quality Control Manual that outlines this program is available at your request. The laboratory ADEC certification numbers are AK08-03 (DW) and UST-005 (CS).

Except as specifically noted, all statements and data in this report are in conformance to the provisions set forth in our Quality Assurance Program Plan.

If you have any questions regarding this report or if we can be of any other assistance, please call your SGS Project Manager at (907) 562-2343.

The following descriptors may be found on your report which will serve to further qualify the data.

PQL	Practical Quantitation Limit (reporting limit).
U	Indicates the analyte was analyzed for but not detected.
F	Indicates an estimated value that falls below PQL, but is greater than the MDL.
J	The quantitation is an estimation.
B	Indicates the analyte is found in a blank associated with the sample.
*	The analyte has exceeded allowable regulatory or control limits.
GT	Greater Than
D	The analyte concentration is the result of a dilution.
LT	Less Than
!	Surrogate out of control limits.
Q	QC parameter out of acceptance range.
M	A matrix effect was present.
JL	The analyte was positively identified, but the quantitation is a low estimation.

Note: Soil samples are reported on a dry weight basis unless otherwise specified.

CT&E Environmental Services Inc.
Laboratory Division

200 W. Potter Drive
Anchorage, AK 99518
Tel: (907) 562-2343
Fax: (907) 561-5301

SGS Ref. #:	1036334-1	Client PO#:	
Client Name:	Jacobs Engineering Group	Report Printed:	10/10/2003 13:00
Project Name:		Collected:	07/15/2003 13:55
Client Sample ID:	JE03ELMTO4SL01-01SO	Received:	10/03/2003 11:00
Matrix:	Solid	Technical Director:	Stephen Ede
		Released By:	Heather Hale

Sample Remarks: White fine powder coated with rock and dirt. Cleaned rocks and dirt off before analysis.

Parameter	Result	PQL	Units	Prep Date	Analysis Date	Initials
Routine Scale Analysis						
% Loss on ignition	48.75		%		10/03/2003	BJS
% Acid Soluble	39.35		%		10/04/2003	BJS
% Acid Insoluble	11.86		%		10/04/2003	BJS

Acid Soluble

Element	
Calcium as $CaCO_3$	38.176
Silica as SiO_2	0.3604
Sodium as Na_2O	0.203
Aluminium as Al_2O_3	0.279
Iron as Fe_2O_3	0.189
Magnesium as MgO	0.1199
Zinc as ZnO	0.0223
TOTAL	39.3496

Acid Insoluble

Element	
Silica as SiO_2	10.2
Aluminium as Al_2O_3	1.16
Iron as Fe_2O_3	0.5
TOTAL	11.86

SGS

SGS Ref.#	1036334001	**All Dates/Times are Alaska Standard Time**	
Client Name	Jacobs Engineering Group	**Printed Date/Time**	10/13/2003 14:43
Project Name/#	SS83	**Collected Date/Time**	07/15/2003 13:55
Client Sample ID	JE03ELMTO4SL01-01SO	**Received Date/Time**	10/01/2003 11:00
Matrix	Other Solids (Wet Weight)	**Technical Director**	**Stephen C. Ede**
		Released By	Heather Stale

Sample Remarks:

TOC_CTE - The sample was run past hold time for TOC.
TOC_CTE - The sample was run for TOC producing a result of 5305 mg/Kg and TC producing a result of 29907 mg/Kg. A Total inorganic carbon result is calucated to be 24602 mg/Kg.

Parameter	Qualifiers	Results	PQL	Units	Method	Container ID	Allowable Limits	Prep Date	Analysis Date	Init
Waters Department										
Total Organic Carbon		5305	1240	mg/Kg	TOC CTE SOP	A		10/11/03	10/11/03	JJB

McGovern, Kelly

From: Heather Hall [hhall@sgsenvironmental.com]
Sent: Tuesday, October 14, 2003 2:29 PM
To: Utley, Mike; McGovern, Kelly
Subject: RE: White powder

1036334Notes.pdf

Kelly/Mike ~

Attached please find Stephen's notes regarding the white powder. Although the inorganic content appears to be small, it is appropriately proportional when you account for the loss on ignition and conversion of carbonate to CO2 during that process. Please note: Our procedure is calibrated for TOC, not TIC, and it is likely that our estimate of TIC is biased low. In conclusion, it is our assessment that the white powder is calcium carbonate.

Heather L. Hall
SGS CT&E Environmental Services
200 W. Potter Drive
Anchorage, AK 99518

phone: 907-562-2343
direct: 907-550-3211
fax: 907-561-5301

Note: The information in this e-mail and any attachments is confidential and intended solely for the use of the individual(s) to whom it is addressed or otherwise directed. If you have received this message in error, you are requested to immediately notify the sender and to delete this e-mail, as well as any attachments, from your system.

-----Original Message-----
From: Utley, Mike [mailto:Mike.Utley@jacobs.com]
Sent: Tuesday, October 14, 2003 10:57 AM
To: Heather Hall (E-mail)
Cc: McGovern, Kelly
Subject: White powder

Heather,

Just a question; how can the powder be CaCO3 when the inorganic carbon is only 2.5%? It should be closer to 10% to be calcium carbonate? (or 8.3%, precisely.... :-)

Like I said, just a question....

==========
==
NOTICE - This communication may contain confidential and privileged information that is for the sole use of the intended recipient. Any viewing, copying or distribution of, or reliance on this message by unintended recipients is strictly prohibited. If you have received this message in error, please notify us immediately by replying to the message and deleting it from your computer.

==========
==

$$CaCO_3 \xrightarrow{\Delta} CaO + CO_2(g)\uparrow$$

MW=100 MW=56 MW=44

CO_2 MW = 44 $12 + 2 \times 16 = 44$

Carbon % $= \frac{12}{44} = 27.3\%$

Inorganic carbon to 1036334001 = 2.46%

For sample Inorganic carbon as $CO_2(g) = \frac{2.46}{0.273} = 9\%$

The calcium as $CaCO_3$ of 38% would yield a theoretical CO_2 value of $38\% \times 0.44 = 16.7\%$

SGS got a yield of $9\% / 16.7\% \times 100 = 54\%$

The shape of the CO_2 peak from the sample is severely broadened relative to organic carbon standards. We do not have inorganic carbon standards and the method may be biased low.

Stephen C. Eck
10/14/03 1404

APPENDIX D

Responses to Comments

REVIEW COMMENTS

Document Reviewed: SS83 Landfill Site Investigation Report			**Page** 1 of 3 **Date:** 3 Mar 04
Commentor: Louis Howard	**Organization:** ADEC/SAPR/EQ-CLER	**Email:** Louis_Howard@dec.state.ak.us	**Phone:** (907) 552-7111

ITEM	PAGE	SECTION	COMMENT	RESPONSE
1.	4-2	4.0	Nature and Extent of Contamination. Last Sentence. The text states: "…and based on the likely age of the landfill (World War II era), any wood present is unlikely to have been treated with arsenic." This statement is not necessarily correct. In 1933[1], Dr. Kamesam (S. Kamesam 1933, British Patent 404855) developed the first CCA formulation in which copper sulphate and arsenic pentoxide are fixed by dichromate (CCA). CCA has been manufactured in three formulations known as CCA-A, CCA-B, and CCA-C respectively. All three formulations contain the same basic ingredients: **arsenic** in the form of arsenic pentoxide, **chromium**, in the form of both hexavalent chromium and trivalent chromium, and **copper** in the form of copper oxide. [1]N° 5 – "Chromium in Timber Preservation" by Dr. Richard Murphy, Dept. of Biology, Imperial College of Science, Technology and Medicine,	Although the chemistry needed to use arsenic to preserve wood may have been available earlier, research presented in USGS 2000 indicates that this practice did not become common until after 1970. Please see the attached figure from that document. The following references were accidentally omitted from the draft document and will be incorporated in the final: USGS (U.S. Geological Survey). 2001 (September). "Distribution of Arsenic in Water and Streambed Sediments, Cook Inlet Basin, Alaska. USGS Fact Sheet FS-083-01. Prepared by R.L. Glass and S.A. Frenzel for the National Water-Quality Assessment Program. _____. 2000 (February 22). "Arsenic and Old Waste." Prepared by D.I. Bleiwas. Available: http://minerals.usgs.gov/minerals/mflow/d00-0195/.

Document Reviewed: SS83 Landfill Site Investigation Report

Date: 3 Mar 04

Commentor: Louis Howard
Organization: ADEC/SAPR/EQ-CLER
Email: Louis_Howard@dec.state.ak.us
Phone: (907) 552-7111

			London, November 1998.	w/d00-0195/.
2.	5-2	5.2	Recommendations. The Department concurs that the inorganics detected in the soil at site SS83 (contaminated sites database name "Elmendorf SERA SS83 Anti-Aircraft" reckey# 199921X900401) are likely background concentrations and need not require further action. The Department reserves its rights, under 18 AAC 75 Oil and Other Hazardous Substances Pollution Control regulations and AS 46.03 to require additional investigation, cleanup, or containment if subsequent information indicates that: 1) additional contamination remains at the site which was previously undiscovered and presents an *unacceptable risk to human health, safety, or welfare, or the environment*.	Comment noted.

REVIEW COMMENTS

Document Reviewed: SS83 Landfill Site Investigation Report			Page 3 of 3 Date: 3 Mar 04
Commentor: Louis Howard	**Organization:** ADEC/SAPR/EQ-CLER	**Email:** Louis_Howard@dec.state.ak.us	**Phone:** (907) 552-7111

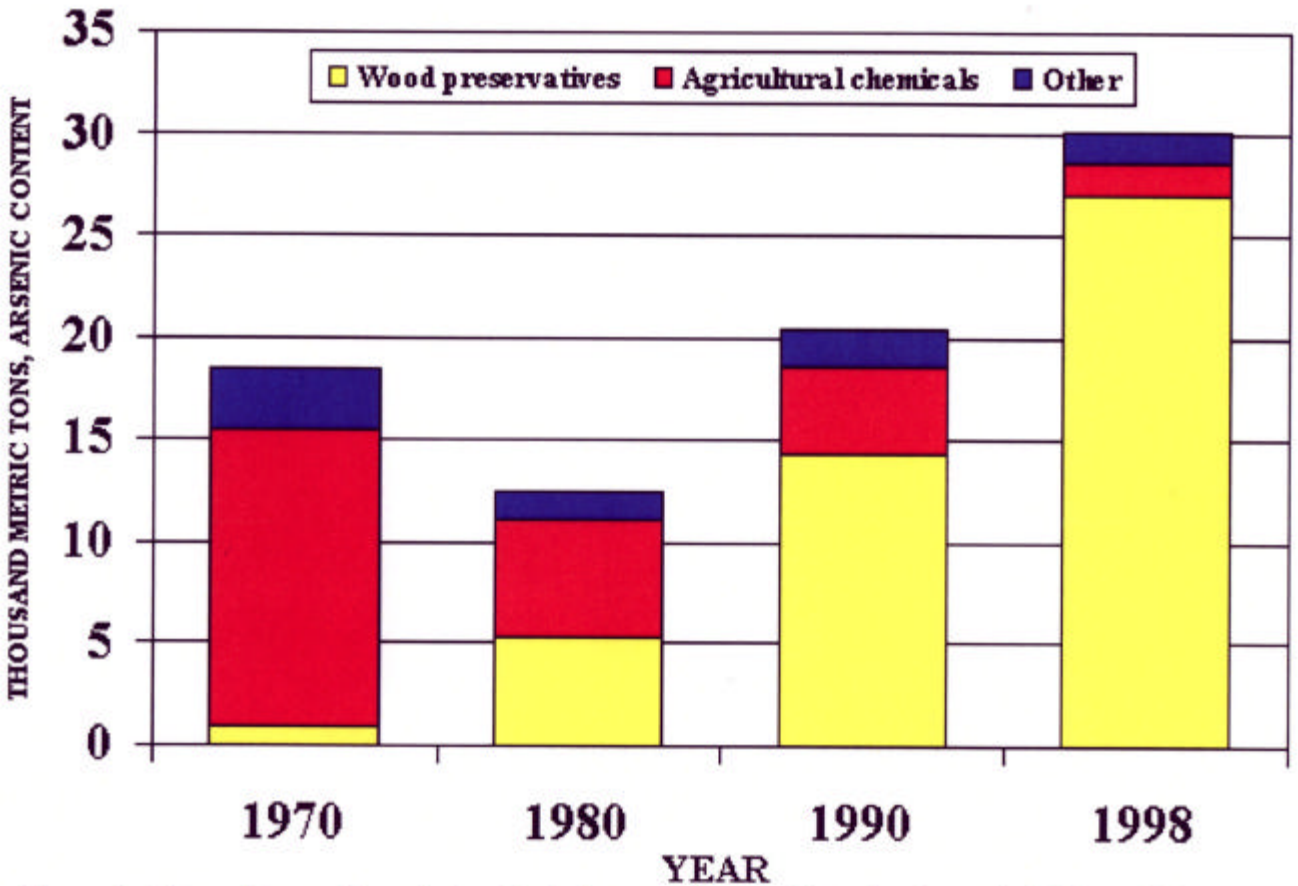

Figure 1. Domestic use of arsenic in selected years. Source of data: Loebenstein, 1994, and Reese, 1999b.

REVIEW COMMENTS

Document Reviewed: SS83 Landfill Site Investigation Report			**Page** 1 of 2 **Date:** 2 Mar 04
Commentor: Ellen Godden	**Organization:** 3 CES/CEV	**Email:** ellen.godden@elmendorf.af.mil	**Phone:** (907) 552-7111

ITEM	PAGE	SECTION	COMMENT	RESPONSE
1.	ES-2	First Para	Consider that some people may not recognize the term "calcium carbonate." Maybe add something like, "harmless substance which occurs naturally in chalk, limestone, and marble, often used in formation of cements and mortars."	The sentence will be modified to: "Analytical results confirmed that this material was calcium carbonate, a harmless substance that occurs naturally in chalk, limestone, and marble and that is a common component of cements and mortars."
2.	1-5	1.1.3	Second sentence. Delete one of the "smalls."	The suggested change will be made.
3.	2-1	2.0	Change and add to the first paragraph, "The SS83 Landfill EE/CA was begun in 2002 and completed in 2003. No CERCLA wastes were discovered during the EE/CA, and the results of the EE/CA are presented in this Site Investigation Report. Analytical data from the investigation…"	The suggested change will be made. CERCLA will be spelled out, because it was not used earlier in the document.
4.	3-1	3.1.1	Second para, fourth sentence. "In the" is repeated.	The suggested change will be made.
5.	4-3	4.0	Last para, fourth sentence. Change to "deposited in layers that *conform* to the existing surface."	The suggested change will be made.
6.	6-1	6.0	First Reference. On this page and some of the other "References" sections, change spelling of "Artic GeoScience,	This spelling error was corrected in the reference section for the main document and the reference section for Appendix A.

REVIEW COMMENTS

Document Reviewed: SS83 Landfill Site Investigation Report			**Page** 2 of 2 **Date:** 2 Mar 04
Commentor: Ellen Godden	**Organization:** 3 CES/CEV	**Email:** ellen.godden@elmendorf.af.mil	**Phone:** (907) 552-7111

			Inc.” to “Arctic”	
7.	A-2	2.0	First sentence. Change “ordinance” to “ordnance.”	The suggested change will be made.
8.	A-2	3.0	Second para, second sentence. Change to “A variety of instruments was used.”	The suggested change will be made.
9.	A-3	4.0	Fourth bullet. Delete “a” before “light nonaqueous phase liquids.”	The suggested change will be made.
10.	A-7	10.0	Last para, last line. Change “was” to “were.”	The suggested change will be made.
11.	A2-2	Data Quality Summary	Second sentence is somewhat awkward. Try something like, “Acceptable data are data that meet all QC criteria or, in some cases, samples that did not meet all QC criteria but effectively met data quality objectives.”	The suggested change will be made.
12.	A2-6	Metals section	Change to “…calibration criteria associated with a few chromium results.”	The suggested change will be made.

REVIEW COMMENTS

Document Reviewed: SS83 Landfill Site Investigation Report			**Page** 1 of 1 **Date:** 3 May 04
Commentor: Kevin Oates	**Organization:** USEPA, Elmendorf FFA	**Email:** Oates.Kevin@epamail.epa.gov	**Phone:** (907) 271-6323

ITEM	PAGE	SECTION	COMMENT
1.			The U.S. Environmental Protection Agency (EPA) has completed its review of the above referenced document. EPA agrees with and supports the comments of the State of Alaska Department of Environmental Conservation. EPA has no further comments on this document. Please contact me at (334) 270-3427 if you have any questions regarding this correspondence.

REVIEW COMMENTS

Document Reviewed: SS83 Landfill Site Investigation Report			**Page** 1 of 1 **Date:** 3 May 04
Commentor: Joe Williamson	**Organization:** 3 CES/CEVR	**Email:** joseph.williamson@elmendorf.af.mil	**Phone:** (907) 552-2875

ITEM	PAGE	SECTION	COMMENT	RESPONSE
1.	1-2	1.1.1	This map is old and should be updated.	Ellen Godden contacted the appropriate agency on base. No more up-to-date map is available for this purpose.
2.	1-7	1.1.5	Ground water flows are incorrect on the map. Talk with Gary Fink, 3 CES/CEVR.	The groundwater flows shown on the figure will be updated according to the drawing provided by Gary Fink.
3.	1-14	1.2.3	Last paragraph. Reword the sentence about the white powder since we found out what it was during this investigation. Currently, the statement indicates that we still don't know what it is.	The sentence will be reworded to "At the time, the composition of this substance was unknown; during 2003, it was demonstrated to be calcium carbonate." Please also refer to the response to Ellen Godden's comment #1.
4.	3-2 and 3-5	3.1.2 and 3.1.3	Where reference is made to ADEC Method Two cleanup level, reference 18 AAC 75.341, state the Table # and the actual column used (such as Table B2, Under 40 Inch Zone, Migration to Groundwater, 250 mg/kg)	The suggested changes will be made.