100.26.131

Travis/Peterson
Environmental Consulting, Inc.

Michael D. Travis P.E.
Principal

3305 Arctic Boulevard, Suite 102
Anchorage, Alaska 99503

Phone: 907-522-4337
Fax: 907-522-4313
e-mail: mtravis@tpeci.com

Laurence A. Peterson
Operations Manager

329 2nd Street
Fairbanks, Alaska 99701

Phone: 907-455-7225
Fax: 907-455-7228
e-mail: larry@tpeci.com

December 1, 2010
1197-02

RECEIVED
DEC 01 2010
CONTAMINATED SITES
FAIRBANKS

Seekins Ford-Lincoln-Mercury, Inc.
1625 Seekins Ford Drive
Fairbanks, Alaska 99701

Attention: **Al Haynes-Service Manager**

Re: 2010 Annual Groundwater Monitoring Report, File No. 100.26.131

Dear Mr. Haynes:

Travis/Peterson Environmental Consulting, Inc. (TPECI) is pleased to present our letter report summarizing data obtained from the groundwater sampling event conducted on November 8, 2010 at Seekins Ford-Lincoln-Mercury (Figures 1 and 2 in Attachment 1).

On November 8, 2010 monitoring wells MW-2, MW-6, MW-7, and MW-3 were sampled. TPECI personnel were unable to locate well MW-1 and will attempt to locate this well again in 2011. The sample labeled MW-8 is a duplicate of MW-7. The samples were submitted to Alaska Analytical Laboratory and Pace Analytical Laboratory for analysis by the following methods:

- Gasoline range organics (GRO) by Method AK101
- Diesel range organics (DRO) by Method AK102;
- Volatile Organic Compounds (VOCs) by EPA Method 8260B; and
- Sulfolane by EPA Method 8270.

Field Measurements

Depth to groundwater and well depths were measured from the top of each well casing prior to sampling (Table 1). All of the wells sampled were flush mount wells so measurements below top of casing are considered to be below ground surface. The well measurement data appear in Table 1. The analytical results from this sampling event appear in Table 2. For historic trends in all wells, see Attachment 2. Complete laboratory analytical reports and quality assurance checklists are included as Attachment 3.

Table 1. Well Measurements

Well	Depth to Water (ft)	Total Depth (ft)	Casing Height(ft)
MW-1	Unable to locate	--	flush mount
MW-2	16.49	24.45	flush mount
MW-3	15.49	22.75	flush mount
MW-6	16.13	22.10	flush mount
MW-7	16.67	21.50	flush mount

Table 2. Analytical Results

Sample	DRO (mg/L)	GRO (mg/L)	VOC (µg/L)
MW-1	No Sample	No Sample	No Sample
MW-2	0.232	ND (<0.1)	tetrachloroethene: **7.0** 1,1,1-trichloroethane: 11.7 trichlorofluoromethane: 3.3
MW-3	0.227J	0.0139J	1,2-dichlorobenzene: 8.9 p-Isopropyltoluene: 4.0 naphthalene: 4.0 tetrachloroethene: 1.3 1,2,4-trimethylbenzene: 6.1 1,3,5-trimethylbenzene: 2.4
MW-6	ND (< 0.229)	ND (<0.1)	1,1-dichloroethene: 4.4 tetrachloroethene: 2.2 trichlorofluoromethane: 8.8
MW-7	0.039J	ND (<0.1)	trichlorofluoromethane: 3.6
MW-8	ND (<0.229)	ND (<0.1)	1,1-dichloroethene: 1.0 trichlorofluoromethane: 3.2
Cleanup Level [a]	1.5	1.3	naphthalene: 730[a] tetrachloroethene: 5.0[c] trichlorofluoromethane: 11,000[a] 1,1-dichloroethene: 7.0[a] 1,1,1-trichloroethane: 200 1,3,5-Trimethylbenzene: 1,800[a] 1,2,4-Trimethylbenzene: 1,800[a] p-Isopropyltoluene:

[a]18 AAC 75 Table C: Groundwater Cleanup Levels. Only detected VOCs are listed in the table. Cleanup levels are not established for all VOCs. Measurements exceeding ADEC cleanup levels are indicated in bold type. [b]Other sources. [c]MCL established by the EPA for drinking water.

Discussion

Sample MW-7 was also analyzed for sulfolane by EPA method 8270 and results were non-detect at 0.010 mg/L reporting limit. Results indicate low to non-detect levels of DRO and GRO compounds in all wells. Some VOCs were detected in all samples however only tetrachloroethene (PCE) was detected above the groundwater cleanup level of 5.0 µg/L at a concentration of 7.0 µg/L in MW-2. When compared to historic monitoring data the

concentrations of PCE in this well appear to have increased since it was last sampled in 2007. The compound 1,1,1-trichloroethane was also detected in MW2 at 11.7 µg/L; an increase since 2007 when it was detected at 2.36 µg/L. All other VOCs detected were below their respective groundwater cleanup levels.

Conclusions

TPECI personnel were unable to locate all of the required wells for the 2010 sampling event. A metal detector was used along with measurements from the site plan figure and MW-1 was not located. TPECI personnel will return to this site in the spring of 2011 to check every well for general condition and locate MW-1 after spring breakup and once the ground has sufficiently thawed. The next scheduled sampling event is fall 2012.

If you have any questions regarding this report please contact me at (907) 455-7225.

Sincerely,

Melissa Shippey
Staff Scientist

Cc: Tamara Cardona-Marek, ADEC

Attachments: Figures 1 and 2
Historical Groundwater Data Table
Laboratory Data Report

ATTACHMENT 1

FIGURES

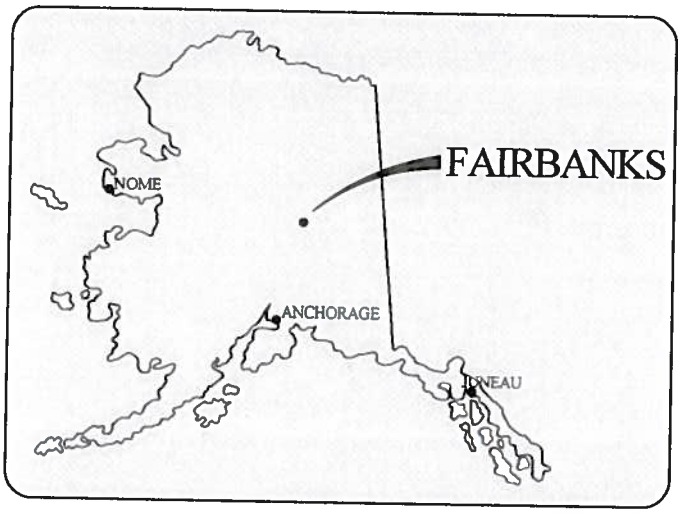

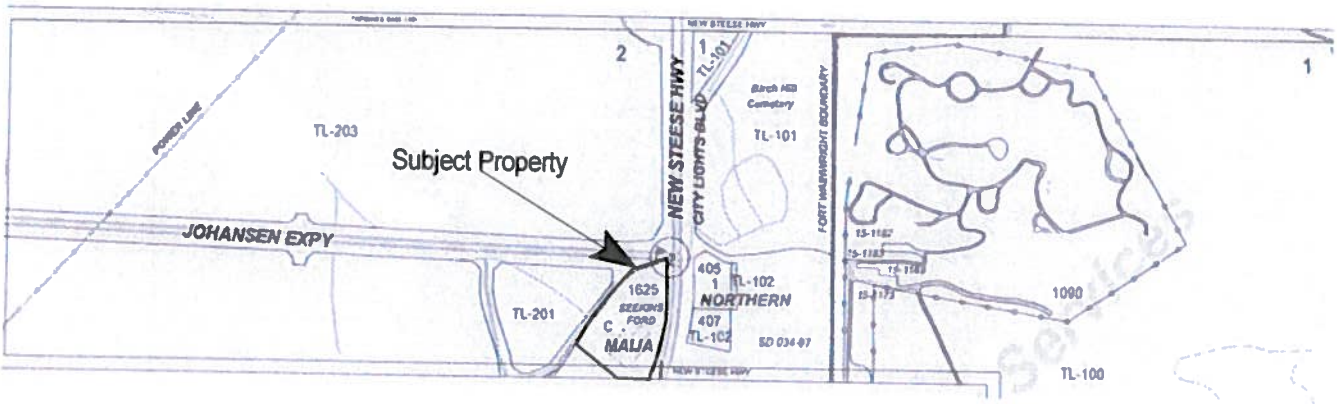

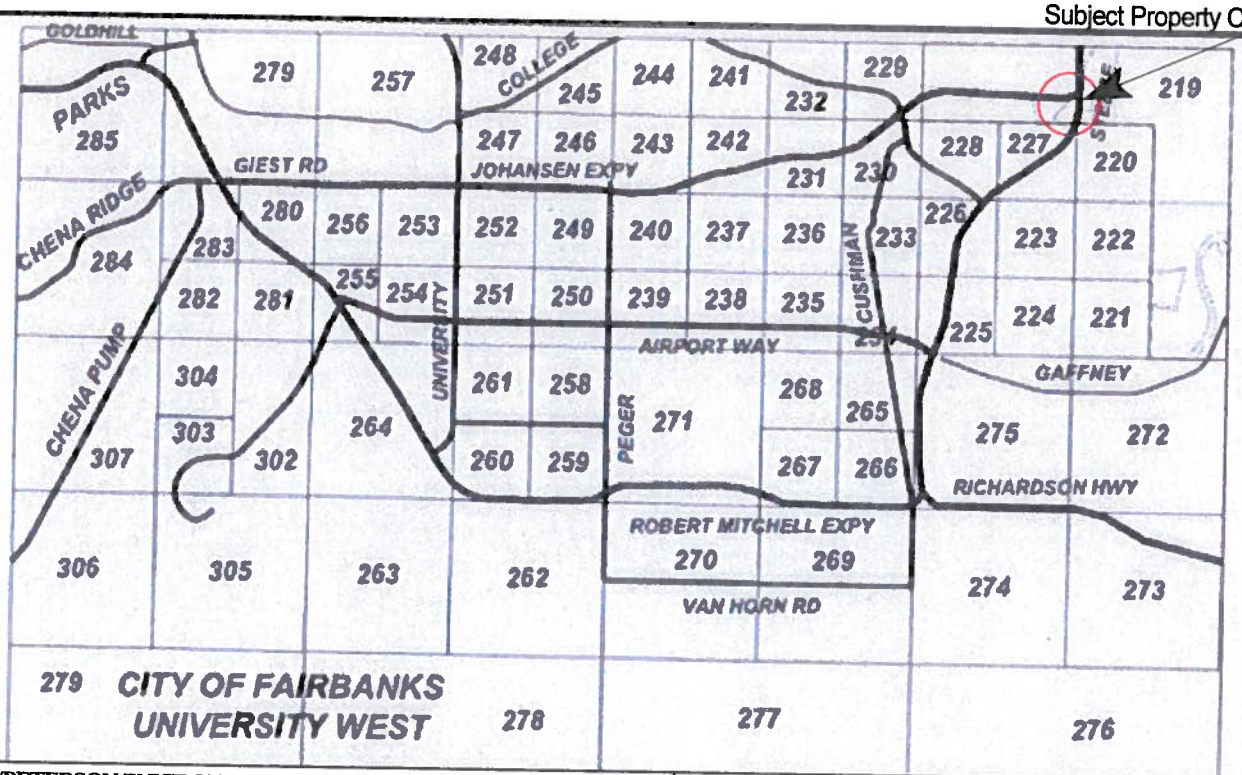

TRAVIS/PETERSON ENVIRONMENTAL CONSULTING, INC. 329 2ND STREET FAIRBANKS, ALASKA 99701		FIGURE 1 SEEKINS FORD-LINCOLN-MERCURY LOCATION & VICINITY	
PROJECT No: 1197-02	FILE: 1197/02/2010/Figure 1-Location & Vicinity.SKF	DATE: 12/01/2010	SCALE: AS SHOWN

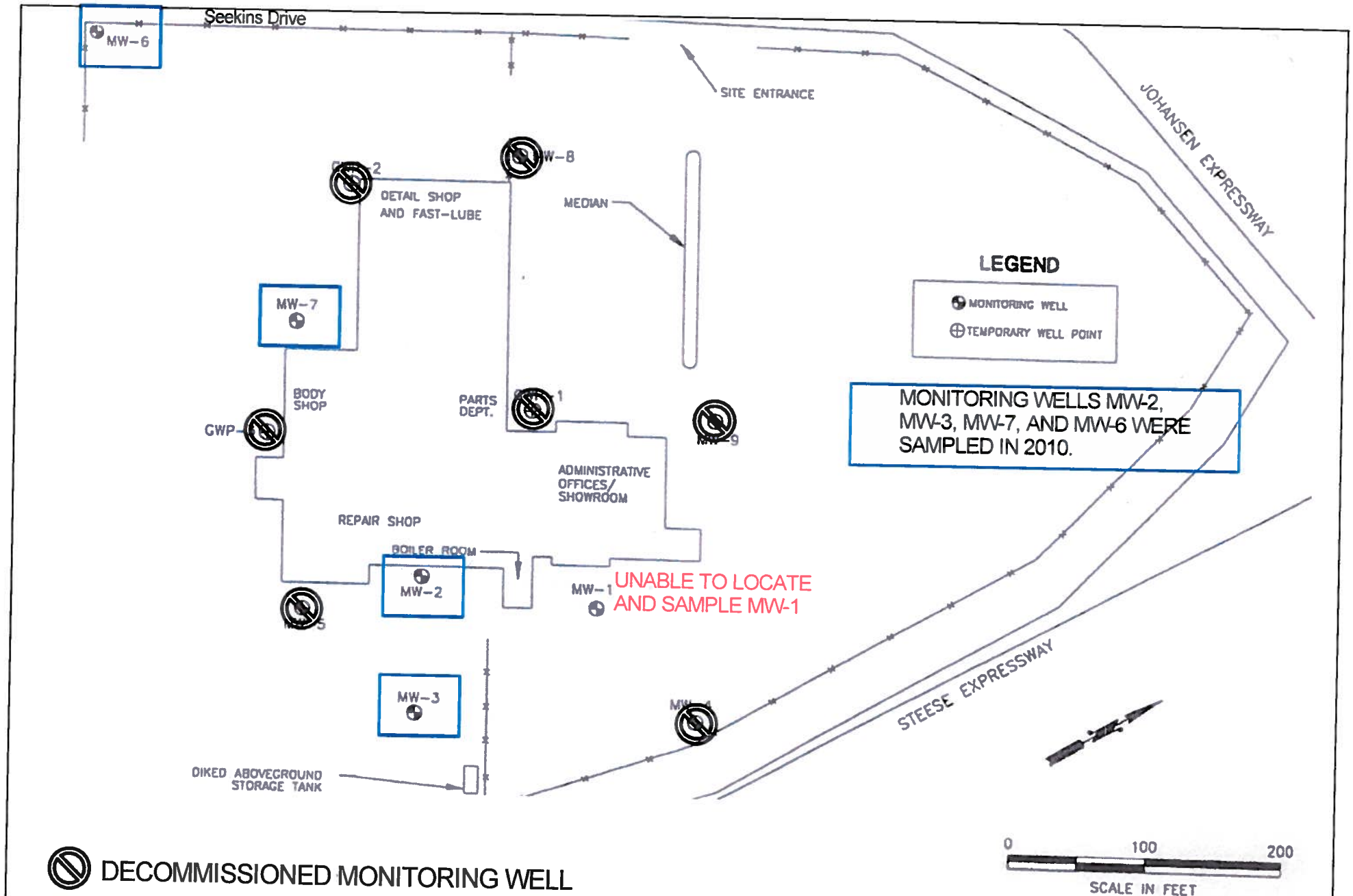

DECOMMISSIONED MONITORING WELL

TRAVIS/PETERSON ENVIRONMENTAL CONSULTING, INC. 329 2ND STREET FAIRBANKS, ALASKA 99701		SEEKINS FORD-LINCOLN-MERCURY	FIGURE 2 SITE PLAN
PROJECT No: 1197-02	FILE: S:\Projects\1197\02\2010\Figure 2-Site Plan.SKF	DATE: 11/19/10	SCALE: AS SHOWN

ATTACHMENT 2

HISTORICAL GROUNDWATER DATA

HISTORIC GROUNDWATER ANALYTICAL DATA FOR SEEKINS FORD-LINCOLN-MERCURY MONITORING WELLS

Well Number	Date	Distance to Water (in Feet)	Benzene (µg/L)	Toluene (µg/L)	Ethylbenzene (µg/L)	Total Xylenes (µg/L)	GRO (µg/L)	DRO (µg/L)	Trichloro-Fluoro-methane (µg/L)	PCE (µg/L)	1,2-DCB (µg/L)	TCE (µg/L)	1,1,1-Trichloroe thane (µg/L)	1,1-DCE (µg/L)	Dichloro-methane (µg/L)	Chloroform (µg/L)	1,2-DCA (µg/L)	Chloro-methane (µg/L)	1,4-DCB (µg/L)	Carbon-Tetrachloride (µg/L)	Acetone (µg/L)	2-Butanone (MEK) (µg/L)	Isopropyl Benzene (µg/L)	1,2,3-Trichloro propane (µg/L)	n-Propyl benzene (µg/L)	1,3,5-TMB (µg/L)	1,2,4-TMB (µg/L)	sec-Butyl benzene (µg/L)	4-Isopropyl toluene (µg/L)	p-Isopropyllo luene (µg/L)	n-Butyl benzene (µg/L)	Fluorene (µg/L)	Phenanthrene (µg/L)	Fluoranthene (µg/L)	Pyrene (µg/L)	Naphthalene (µg/L)	Acenaph-thylene (µg/L)	1,2,4-TCB (µg/L)	tert-Butyl-benzene (µg/L)	Methyl-t-butyl-ether (µg/L)	Carbon disulfide (µg/L)
ADEC MCL (µg/L)			5.0	1,000	700	10,000	1,300	1,500	**	5.0	600	5.0	200	3,650	5.0*	100	5.0	**	75	5.0	3,650	22,000	3,650	0.4	N/A	1,800	1,800	N/A	N/A		N/A	1,460	11,000	1,460	1,100	700	2,200	70	N/A	N/A	3,650
MW-1	7/21/1995	14.2	12,000	NA	NA	–	180	5.4	–	–	–	–	–	–	–	–	–	–	–	–	–	–	–	–	–	–	–	–	–	–	–	–	–	–	–	–	–	ND	ND	ND	ND
	5/1/1996	15.7	7,500	NA	NA	–	240	6.2	ND	ND	ND	ND	ND	ND	ND	ND	ND	ND	ND	ND	ND	ND	ND	ND	420	740	3,000	ND	ND	–	ND	–	–	–	–	–	ND	ND	ND	ND
	8/7/1996	15.28	8,500	NA	NA	–	250	11	–	–	–	–	–	–	–	–	–	–	–	–	–	–	–	–	–	–	–	–	–	–	–	–	–	–	–	–	–	ND	ND	ND	ND
	11/21/1996	15.57	11,000	NA	NA	–	330	9.6	–	–	–	–	–	–	–	–	–	–	–	–	–	–	–	–	–	–	–	–	–	–	–	–	–	–	–	–	–	ND	ND	ND	ND
	5/25/2005	14.64	ND	2.24	NA	317	1,120	0.363	ND	ND	ND	ND	ND	ND	ND	ND	ND	ND	ND	ND	ND	ND	ND	ND	ND	19.3	69	ND	1.2	–	ND	ND	ND	ND	ND	ND	ND	ND	ND	ND	ND
	7/17/2006	14.62	ND	755	368	1,420	9,810	0.843	ND	ND	ND	ND	ND	ND	ND	ND	ND	ND	ND	ND	ND	ND	ND	ND	ND	ND	370	245	ND	–	ND	ND	ND	ND	ND	ND	ND	ND	ND	ND	ND
	9/13/2007	14.74	25.6	13,000	1,590	15,670	47,600	3,620	1.78	ND	ND	ND	ND	ND	–	ND	ND	ND	ND	ND	–	ND	85.4	ND	148	356	1,310	9.71	8.02	–	10.1	–	–	–	–	76.8	–	ND	ND	ND	ND
	9/16/2008	12.65	6.3	1,750	1,080	5,790	15,500	1,680	ND	ND	ND	ND	ND	ND	–	ND	ND	ND	ND	ND	ND	84.4	56	ND	ND	175	735	ND	–	4.24	ND	–	–	–	–	51.2	–	ND	ND	ND	ND
NO SAMPLE	11/8/2010	–	–	–	–	–	–	–	–	–	–	–	–	–	–	–	–	–	–	–	–	–	–	–	–	–	–	–	–	–	–	–	–	–	–	–	–	–	–	–	–	–
MW-2	7/21/1995	14.64	ND	ND	ND	ND	0.15	0.35	6.3	20	ND	ND	57	ND	ND	ND	ND	ND	ND	8.2	ND	ND	–	–	–	–	–	–	–	–	–	–	–	–	–	–	–	ND	ND	ND	ND
	5/1/1996	16.13	2	ND	ND	ND	0.26	0.74	ND	1.71	ND	ND	9.39	1.88	ND	ND	ND	ND	ND	ND	ND	ND	3.53	ND	9.59	16.2	22.2	ND	1.3	–	ND	ND	ND	ND	ND	ND	ND	ND	ND	ND	ND
	8/7/1996	15.72	ND	ND	ND	ND	0.16	3.4	8.9	57	ND	ND	180	ND	ND	ND	ND	ND	ND	ND	ND	ND	ND	ND	ND	ND	ND	ND	ND	–	ND	ND	ND	ND	ND	ND	ND	ND	ND	ND	ND
	11/21/1996	16.02	ND	ND	ND	ND	0.105	2.1	7.19	28.4	ND	ND	48.3	1.11	ND	ND	ND	ND	ND	ND	ND	ND	1.69	ND	4.74	6.61	8.55	ND	ND	–	ND	ND	ND	ND	ND	ND	ND	ND	ND	ND	ND
	5/25/2005	15.09	ND	ND	ND	ND	ND	ND	ND	ND	ND	ND	ND	ND	ND	ND	ND	ND	ND	ND	ND	ND	ND	ND	ND	ND	ND	ND	ND	–	ND	ND	ND	ND	ND	ND	ND	ND	ND	ND	ND
	7/17/2006	Well was obstructed.																																							
	9/13/2007	15.18	ND	ND	ND	ND	ND	950	ND	2.03	ND	ND	2.36	ND	–	ND	ND	9.5	ND	ND	–	ND	ND	ND	ND	ND	ND	ND	ND	–	ND	–	–	–	–	ND	–	ND	ND	ND	ND
	9/16/2008	–	–	–	–	–	–	–	–	–	–	–	–	–	–	–	–	–	–	–	–	–	–	–	–	–	–	–	–	–	–	–	–	–	–	–	–	–	–	–	–	–
	11/8/2010	16.49	ND	ND	ND	ND	ND	232	3.3	7.0	ND	ND	11.7	ND	ND	ND	ND	ND	ND	ND	ND	ND	ND	ND	ND	ND	ND	ND	ND	ND	ND	ND	ND	ND	ND	ND	ND	ND	ND	ND	ND
MW-3	7/21/1995	13.7	8		ND	ND	2.8	13	6.8	29	90	12	ND	6.5	240	ND	ND	ND	ND	ND	ND	ND	–	–	–	–	–	–	–	–	–	–	–	–	–	–	–	–	ND	ND	ND	ND
	5/1/1996	15.18	ND	ND	ND	ND	0.99	5.4	ND	23	86	22	ND	ND	230	ND	ND	ND	ND	ND	ND	ND	ND	ND	6.4	18	49	ND	7.6	–	ND	1.4	1.7	1.1	0.3	9	ND	ND	ND	ND	ND
	8/7/1996	14.78	ND	ND	ND	ND	0.27	3.6	14	15	39	2.1	ND	ND	17	ND	ND	1.6	1.8	ND	25	ND	1.2	ND	2.4	9.6	19.5	ND	6.5	–	ND	ND	ND	ND	ND	8.8	ND	ND	ND	ND	ND
	11/21/1996	14.29	ND	ND	ND	ND	0.16	5.4	2.33	13.8	36.6	3.55	ND	ND	26.3	ND	ND	ND	1.65	ND	ND	ND	1.22	ND	2.39	9.07	19.9	ND	5.76	–	ND	0.9	0.8	0.1	0.1	11	0.3	ND	ND	ND	ND
	5/25/2005	14.12	ND	ND	1.59	12.4	117	1.05	ND	2.46	31.8	2.86	ND	ND	ND	ND	ND	ND	1.48	ND	16.4	ND	ND	ND	1.17	5.92	15.9	1.04	3.71	–	1.18	ND	ND	ND	ND	ND	ND	1.59	1.09	ND	ND
	7/17/2006	14.13	ND	ND	ND	ND	ND	0.583	ND	1.41	5.1	ND	ND	ND	ND	ND	ND	ND	ND	ND	ND	ND	ND	ND	ND	ND	ND	ND	ND	–	ND	ND	ND	ND	ND	ND	ND	ND	ND	ND	1.72
	9/13/2007	14.22	ND	ND	ND	ND	ND	995	ND	1.9	13.4	ND	ND	ND	–	ND	ND	ND	ND	ND	–	ND	ND	ND	ND	2.16	5.35	ND	1.54	–	ND	–	–	–	–	4.56	–	ND	ND	ND	ND
duplicate	9/13/2007	N/A	ND	1.94	ND	1.26	ND	1,760	ND	1.89	12.2	ND	ND	ND	–	ND	ND	2.32	ND	ND	–	ND	ND	ND	ND	2.07	5.09	ND	1.53	–	ND	–	–	–	–	4.35	–	ND	ND	ND	ND
	9/16/2008	–	–	–	–	–	–	–	–	–	–	–	–	–	–	–	–	–	–	–	–	–	–	–	–	–	–	–	–	–	–	–	–	–	–	–	–	–	–	–	–	–
	11/8/2010	15.49	ND	ND	ND	ND	13.9J	227J	ND	1.3	8.9	ND	ND	ND	ND	ND	ND	ND	ND	ND	ND	ND	ND	ND	ND	2.4	6.1	ND	4.0	4.0	ND	ND	ND	ND	ND	4.0	ND	ND	ND	ND	ND
MW-4	7/21/1995	12.93	ND	ND	ND	ND	ND	ND	ND	ND	ND	ND	ND	ND	ND	5.5	ND	ND	ND	ND	ND	ND	–	–	–	–	–	–	–	–	–	–	–	–	–	–	–	ND	ND	ND	ND
	5/1/1996	14.43	ND	ND	ND	ND	ND	0.24	ND	ND	ND	ND	ND	ND	ND	ND	ND	ND	ND	ND	ND	ND	ND	ND	ND	ND	ND	ND	ND	–	ND	–	–	–	–	–	–	ND	ND	ND	ND
	8/7/1996	14.02	ND	ND	ND	ND	ND	0.23	ND	ND	ND	ND	ND	ND	1.08	ND	0.77	ND	ND	ND	ND	ND	ND	ND	ND	ND	ND	ND	ND	–	ND	–	–	–	–	–	–	ND	ND	ND	ND
	11/21/1996	14.29	ND	ND	ND	ND	ND	0.24	ND	ND	ND	ND	ND	ND	ND	ND	ND	ND	ND	ND	ND	ND	ND	ND	ND	ND	ND	ND	ND	–	ND	–	–	–	–	–	–	ND	ND	ND	ND
	5/25/2005	13.36	ND	ND	ND	ND	ND	ND	ND	ND	ND	ND	ND	ND	ND	ND	ND	ND	ND	ND	ND	ND	ND	ND	ND	ND	ND	ND	ND	–	ND	ND	ND	ND	ND	ND	ND	ND	ND	ND	ND
	7/18/2006	13.33	ND	ND	ND	ND	ND	ND	ND	ND	ND	ND	ND	ND	ND	ND	ND	ND	ND	ND	ND	ND	ND	ND	ND	ND	ND	ND	ND	–	ND	ND	ND	ND	ND	ND	ND	ND	ND	ND	1.33
	9/13/2007	13.5	ND	3.03	ND	3.71	ND	ND	ND	ND	ND	ND	ND	ND	–	ND	ND	ND	ND	ND	–	ND	ND	ND	ND	ND	ND	ND	ND	–	ND	–	–	–	–	ND	–	ND	ND	ND	ND
MW-5	5/1/1996	15.68	2.49	ND	ND	ND	0.17	1.1	ND	ND	2.71	ND	ND	1.45	ND	ND	ND	ND	ND	ND	ND	ND	1.85	ND	4.43	15	36.2	2.68	3.5	–	ND	–	–	–	–	–	–	ND	ND	ND	ND
	8/7/1996	15.27	1.24	ND	ND	ND	ND	0.99	ND	1.1	3.3	ND	ND	1.2	1.09	ND	ND	ND	ND	ND	20	ND	ND	ND	0.7	3.3	7.8	ND	0.9	–	ND	–	–	–	–	–	–	ND	ND	ND	ND
	11/21/1996	15.61	1.05	ND	ND	ND	ND	1	ND	ND	1.45	ND	ND	0.78	ND	ND	ND	ND	ND	ND	ND	ND	ND	ND	0.65	2.38	6.52	ND	0.6	–	ND	–	–	–	–	–	–	ND	ND	ND	ND
	Well Decomissioned 10/28/2005																																								
MW-6	5/1/1996	15.78	ND	ND	ND	ND	0.12	0.94	10.1	5.23	ND	ND	2.28	2.93	ND	1.01	ND	ND	ND	ND	27.2	ND	3.11	ND	8.96	11.7	37.7	4.73	8.89	–	11	–	–	–	–	–	–	ND	ND	ND	ND
	8/7/1996	15.35	ND	ND	ND	ND	ND	0.56	5	5.17	ND	0.7	1.11	2.6	ND	ND	ND	ND	ND	ND	ND	ND	ND	ND	ND	0.7	1.2	ND	0.5	–	ND	–	–	–	–	–	–	ND	ND	ND	ND
	11/21/1996	15.61	ND	ND	ND	ND	ND	0.59	7.45	5.78	ND	0.53	1.19	1.86	ND	ND	ND	ND	ND	ND	ND	ND	ND	ND	ND	ND	ND	ND	ND	–	ND	–	–	–	–	–	–	ND	ND	ND	ND
	5/25/2005	14.63	ND	ND	ND	ND	ND	ND	4.81	9.24	ND	ND	ND	ND	ND	ND	ND	ND	ND	ND	ND	ND	ND	ND	ND	ND	ND	ND	ND	–	ND	ND	ND	ND	ND	ND	ND	ND	ND	ND	ND
	7/14/2005	13.39	ND	ND	ND	ND	–	–	4.7	8.47	ND	ND	ND	ND	ND	ND	ND	ND	ND	ND	ND	ND	ND	ND	ND	ND	ND	ND	ND	–	ND	ND	ND	ND	ND	ND	ND	ND	ND	ND	ND
	7/17/2006	14.64	ND	ND	ND	ND	ND	ND	4.45	6.66	ND	ND	ND	ND	ND	ND	ND	ND	ND	ND	ND	ND	ND	ND	ND	ND	ND	ND	ND	–	ND	ND	ND	ND	ND	ND	ND	ND	ND	ND	ND
	9/13/2007	14.8	ND	1.76	ND	ND	ND	348	7.96	2.36	ND	ND	ND	ND	–	ND	ND	3.85	ND	ND	–	ND	ND	ND	ND	ND	ND	ND	ND	–	ND	–	–	–	–	ND	–	ND	ND	ND	ND
	9/16/2008	12.74	ND	2.35	1.33	6.35	ND	ND	3.9	3.07	ND	ND	ND	ND	–	ND	ND	ND	ND	ND	ND	ND	ND	ND	ND	ND	ND	ND	–	ND	ND	–	–	–	–	ND	–	ND	ND	ND	ND
duplicate	9/16/2008	12.74	ND	1.97	1.12	5.13	ND	ND	3.57	2.71	ND	ND	ND	ND	–	ND	ND	ND	ND	ND	ND	ND	ND	ND	ND	ND	ND	ND	ND	ND	ND	–	–	–	–	ND	–	ND	ND	ND	ND
	11/8/2010	16.13	ND	ND	ND	ND	ND	ND	8.8	2.2	ND	ND	ND	4.4	ND	ND	ND	ND	ND	ND	ND	ND	ND	ND	ND	ND	ND	ND	ND	ND	ND	ND	ND	ND	ND	ND	ND	ND	ND	ND	ND
MW-7	5/1/1996	16.29	ND	ND	ND	ND	0.26	0.47	13.4	ND	ND	ND	ND	ND	ND	ND	ND	ND	ND	ND	ND	ND	2.5	ND	5.78	7.45	25.8	1.33	2.47	–	2.42	–	–	–	–	–	–	ND	ND	ND	ND
	8/7/1996	15.86	ND	ND	ND	ND	ND	0.3	70	ND	ND	ND	ND	ND	3.2	ND	ND	ND	ND	ND	287	ND	ND	ND	ND	ND	ND	ND	ND	–	ND	–	–	–	–	–	–	ND	ND	ND	ND
	11/21/1996	16.14	ND	ND	ND	ND	ND	0.2	69	ND	ND	ND	ND	ND	2.97	ND	ND	ND	ND	ND	451	ND	ND	ND	ND	ND	ND	ND	ND	–	ND	–	–	–	–	–	–	ND	ND	ND	ND
	5/25/2005	15.28	ND	ND	ND	ND	ND	ND	18.6	ND	ND	ND	ND	ND	ND	ND	ND	ND	ND	ND	ND	ND	ND	ND	ND	ND	ND	ND	ND	–	ND	ND	ND	ND	ND	ND	ND	ND	ND	ND	ND
	7/17/2006	Well was frozen at 6 ft bgs.																												–											
	9/13/2007	15.35	ND	6.52	ND	11.81	ND	326	15.7	ND	ND	ND	ND	ND	–	ND	ND	ND	ND	ND	–	ND	ND	ND	ND	ND	ND	ND	ND	–	ND	–	–	–	–	3.5	–	ND	ND	ND	ND
	9/16/2008	–	–	–	–	–	–	–	–	–	–	–	–	–	–	–	–	–	–	–	–	–	–	–	–	–	–	–	–	–	–	–	–	–	–	–	–	–	–	–	–	–
	11/8/2010	16.67	ND	ND	ND	ND	ND	3.9J	3.6	ND	ND	ND	ND	ND	ND	ND	ND	ND	ND	ND	ND	ND	ND	ND	ND	ND	ND	ND	ND	ND	ND	ND	ND	ND	ND	ND	ND	ND	ND	ND	ND
DUPLICATE	11/8/2010	16.67	ND	ND	ND	ND	ND	ND	3.2	ND	ND	ND	ND	1.0	ND	ND	ND	ND	ND	ND	ND	ND	ND	ND	ND	ND	ND	ND	ND	ND	ND	ND	ND	ND	ND	ND	ND	ND	ND	ND	ND
MW-8	5/1/1996	16.49	8.39	ND	ND	ND	0.35	0.69	16.4	ND	ND	ND	ND	ND	4.01	ND	ND	ND	ND	ND	36.2	18	3.84	1.14	9.67	13	41.8	2.64	4.06	–	5.06	–	–	–	–	–	–	ND	ND	ND	ND
	8/7/1996	16.04	1.36	ND	ND	ND	ND	0.38	10.8	ND	ND	ND	ND	ND	1.4	ND	ND	ND	ND	ND	ND	ND	ND	ND	ND	ND	ND	ND	ND	–	ND	–	–	–	–	–	–	ND	ND	ND	ND
	11/21/1996	16.33	ND	ND	ND	ND	ND	0.15	9.5	ND	ND	ND	ND	ND	ND	ND	ND	ND	ND	ND	ND	ND	ND	ND	ND	ND	ND	ND	ND	–	ND	–	–	–	–	–	–	ND	ND	ND	ND
	5/25/2005	15.43	ND	ND	ND	ND	ND	ND	ND	ND	ND	ND	ND	ND	ND	ND	ND	ND	ND	ND	ND	ND	ND	ND	ND	ND	ND	ND	ND	–	ND	ND	ND	ND	ND	ND	ND	ND	ND	ND	ND
	Well Decomissioned 10/28/2005																													–											
MW-9	5/1/1996	15.95	ND	ND	ND	ND	0.06	0.84	ND	ND	ND	ND	ND	ND	3.56	ND	ND	ND	ND	ND	ND	ND	1.08	ND	2.95	3.43	11.32	1.67	2.11	–	3.72	–	–	–	–	–	–	ND	ND	ND	ND
	8/7/1996	15.53	ND	ND	ND	ND	ND	0.64	ND	ND	ND	ND	ND	ND	1.3	ND	ND	ND	ND	ND	ND	ND	ND	ND	ND	ND	ND	ND	ND	–	ND	–	–	–	–	–	–	ND	ND	ND	ND
	11/21/1996	15.84	ND	ND	ND	ND	ND	0.68	ND	ND	ND	ND	ND	ND	ND	ND	ND	ND	ND	ND	ND	ND	ND	ND	ND	ND	ND	ND	ND	–	ND	–	–	–	–	–	–	ND	ND	ND	ND
	5/25/2005	15.04	ND	ND	ND	ND	ND	ND	ND	ND	ND	ND	ND	ND	ND	ND	ND	ND	ND	ND	ND	ND	ND	ND	ND	ND	ND	ND	ND	–	ND	ND	ND	ND	ND	ND	ND	ND	ND	ND	ND
	Well Decomissioned 10/28/2005																													–											
GWP-1	7/21/1995	14.62	1,500	ND	ND	ND	4	0.19	–	–	–	–	–	–	–	–	–	–	–	–	–	–	–	–	–	–	–	–	–	–	–	–	–	–	–	–	–	ND	ND	ND	ND
	5/1/1996	16.11	117	ND	ND	ND	0.34	0.48	ND	ND	ND	ND	ND	ND	3.63	ND	ND	ND	ND	ND	ND	ND	ND	ND	1.53	ND	ND	ND	ND	–	ND	–	–	–	–	–	–	ND	ND	ND	ND
	8/7/1996	15.69	230	ND	ND	ND	0.84	0.72	–	–	–	–	–	–	–	–	–	–	–	–	–	–	–	–	–	–	–	–	–	–	–	–	–	–	–	–	–	–	ND	ND	ND	ND
	11/21/1996	15.97	160	ND	ND	ND	0.499	0.29	–	–	–	–	–	–	–	–	–	–	–	–	–	–	–	–	–	–	–	–	–	–	–	–	–	–	–	–	–	–	ND	ND	ND	ND
	5/25/2005	15.03	ND	ND	ND	ND	ND	ND	ND	ND	ND	ND	ND	ND	ND	ND	ND	ND	ND	ND	ND	ND	2.03	ND	ND	ND	ND	ND	ND	–	ND	ND	ND	ND	ND	ND	ND	ND	ND	5.65	
	Well Decomissioned 10/28/2005																													–											
GWP-2	7/21/1995	15.02	ND	ND	ND	ND	ND	ND	–	–	–	–	–	–	–	–	–	–	–	–	–	–	–	–	–	–	–	–	–	–	–	–	–	–	–	–	–	ND	ND	ND	ND
	5/1/1996	16.54	ND	ND	ND	ND	ND	0.35	33.4	ND	ND	ND	ND	ND	3.87	ND	ND	ND	ND	ND	ND	ND	ND	ND	ND	ND	ND	ND	ND	–	ND	–	–	–	–	–	–	ND	ND	ND	ND
	8/7/1996	16.1	ND	ND	ND	ND	ND	0.16	–	–	–	–	–	–	–	–	–	–	–	–	–	–	–	–	–	–	–	–	–	–	–	–	–	–	–	–	–	–	ND	ND	ND	ND
	11/21/1996	16.4	ND	ND	ND	ND	ND	0.11	44.3	ND	ND	ND	ND	ND	ND	ND	ND	ND	ND	ND	ND	ND	ND	ND	ND	ND	ND	ND	ND	–	ND	–	–	–	–	–	–	ND	ND	ND	ND
	5/25/2005	15.42	ND	ND	ND	ND	ND	ND	9.99	ND	ND	ND	ND	ND	ND	ND	ND	ND	ND	ND	ND	ND	ND	ND	ND	ND	ND	ND	ND	–	ND	ND	ND	ND	ND	ND	ND	ND	ND	ND	ND
	9/16/2008	13.53	ND	3.97	1.82	9.84	53	ND	5.14	ND	ND	ND	ND	ND	–	ND	ND	ND	ND	ND	ND	ND	ND	ND	ND	ND	ND	ND	–	ND	ND	–	–	–	–	ND	–	ND	ND	ND	ND
GWP-3	7/21/1995	14.18	ND	ND	ND	ND	ND	ND	–	–	–	–	–	–	–	–	–	–	–	–	–	–	–	–	–	–	–	–	–	–	–	–	–	–	–	–	–	ND	ND	ND	ND
	5/1/1996	15.71	ND	ND	ND	ND	ND	0.17	2.22	ND	ND	ND	ND	ND	4.91	ND	ND	ND	ND	ND	ND	ND	ND	ND	ND	ND	ND	ND	ND	–	ND	ND	ND	ND	ND	ND	ND	ND	ND	ND	ND
	8/7/1996	15.31	ND	ND	ND	ND	ND	0.29	1.24	ND	ND	ND	0.7	0.8	ND	ND	ND	ND	ND	ND	ND	ND	ND	ND	ND	ND	ND	ND	ND	–	ND	ND	ND	ND	ND	ND	ND	ND	ND	ND	ND
	11/21/1996	15.58	ND	ND	ND	ND	ND	0.17	2.47	ND	ND	ND	0.69	ND	ND	ND	ND	ND	ND	ND	ND	ND	ND	ND	ND	ND	ND	ND	ND	–	ND	ND	ND	ND	ND	ND	ND	ND	ND	ND	ND
	5/25/2005	15.68	ND	ND	ND	ND	ND	ND	1.18	ND	ND	ND	ND	ND	ND	ND	ND	ND	ND	ND	ND	ND	ND	ND	ND	ND	ND	ND	ND	–	ND	ND	ND	ND	ND	ND	ND	ND	ND	ND	ND
	7/17/2006	14.67	ND	ND	ND	ND	ND	ND	ND	ND	ND	ND	ND	ND	ND	ND	ND	ND	ND	ND	ND	ND	ND	ND	ND	ND	ND	ND	ND	–	ND	ND	ND	ND	ND	ND	ND	ND	ND	ND	ND
	9/13/2007	14.8	ND	22.7	6.15	43.3	ND	491	1.45	ND	ND	ND	ND	ND	–	ND	ND	ND	ND	ND	–	ND	ND	ND	ND	1.12	5.83	ND	ND	–	ND	–	–	–	–	5.89	–	ND	ND	ND	ND
DUP-1	5/1/1996	N/A	10,000	ND	ND	ND	220	5.6	ND	ND	ND	ND	ND	ND	ND	ND	ND	ND	ND	ND	ND	ND	ND	ND	ND	410	780	3,100	ND	ND	–	–	–	–	–	–	–	ND	ND	ND	ND
	8/7/1996	N/A	9,700	ND	ND	ND	250	9.4	ND	ND	ND	ND	ND	ND	630	ND	ND	ND	ND	ND	ND	ND	ND	ND	ND	710	2,300	ND	ND	–	–	–	–	–	–	–	–	ND	ND	ND	ND
	11/21/1996	N/A	ND	ND	ND	ND	0.231	4.8	–	–	–	–	–	–	–	–	–	–	–	–	–	–	–	–	–	–	–	–	–	–	–	–	–	–	–	–	–	–	ND	ND	ND	ND
	5/25/2005	N/A	ND	ND	ND	ND	ND	ND	ND	ND	ND	ND	ND	ND	ND	ND	ND	ND	ND	ND	ND	ND	ND	ND	ND	ND	ND	ND	ND	–	ND	ND	ND	ND	ND	ND	ND	ND	ND	ND	ND
	7/5/2005	N/A	ND	ND	ND	ND	ND	ND	1.72	ND	ND	ND	ND	ND	ND	ND	ND	ND	ND	ND	ND	ND	ND	ND	ND	ND	ND	ND	ND	–	ND	ND	ND	ND	ND	ND	ND	ND	ND	ND	ND
	7/17/2006	N/A	ND	ND	ND	ND	ND	ND	4.29	6.49	ND	ND	ND	ND	ND	ND	ND	ND	ND	ND	ND	ND	ND	ND	ND	ND	ND	ND	ND	–	ND	ND	ND	ND	ND	ND	ND	ND	ND	ND	ND

NOTES:

DCE	dichloroethene	PCE	tetrachloroethene	–	Analysis not performed
DCA	dichloroethane	DCB	dichlorobenzene	ND	Analyte not detected
TCE	trichloroethene	TCB	trichlorobenzene	BOLD	Analyte detected above MCL
MCL	maximum contaminant level	TMB	trimethylbenzene		

* indicates the EPA established MCL goal for this compound. Found at: http://www.epa.gov/safewater/contaminants/index.html#organic

** No established MCL could be identified for this compound. TPECi personnel have consulted with ADEC personnel on 9/12/08 but to date have not received a response on whether an MCL exists for this compound.

2010 sampling

total historic trend highlighted for easier comparison

ATTACHMENT 3

LABORATORY DATA REPORT

Alaska Analytical Laboratory
1956 Richardson Highway
North Pole, Alaska 99705
TEL: (907) 488-1271 FAX: (907) 488-0772
Website: www.alaska-analytical.com

November 19, 2010

Melissa Shippey
Travis/Peterson Enviromental Consulting Inc.
329 Second Street
Fairbanks, Alaska 99701
TEL: (907) 455-7225
FAX: (907) 455-7228

RE: Seekins Ford ~~1167-02~~ 1197-02 Order No.: 1011007

Dear Melissa Shippey:

Alaska Analytical Laboratory received 7 sample(s) on 11/9/2010 for the analyses presented in the following report.

There were no problems with the analytical events associated with this report unless noted in the Case Narrative. Analytical results designated with a "J" qualifier are estimated and represent a detection above the Method Detection Limit (MDL) and less than the Reporting Limit (PQL). These analytes are not reviewed nor narrated as to whether they are laboratory artifacts.

Quality control data is within laboratory defined or method specified acceptance limits except if noted.

Alaska Analytical Laboratory, Inc. subcontracted 6 water samples for 8260B and 1 water sample for Sulfolane by 8270. The analyses was performed by Pace Analytical Services, Inc. of Seattle, WA. Their report is attached for your use.

If you have any questions regarding these tests results, please feel free to call.

Sincerely,

Kelley Lovejoy

Kelley Lovejoy
Chief Chemist
1956 Richardson Highway
North Pole, Alaska 99705

Alaska Analytical Laboratory
1956 Richardson Highway
North Pole, Alaska 99705
TEL: (907) 488-1271 FAX: (907) 488-0772
Website: www.alaska-analytical.com

Case Narrative

WO#: **1011007**
Date: **11/19/2010**

CLIENT: Travis/Peterson Enviromental Consulting I
Project: Seekins Ford 1167-02

This report in its entirety consists of the documents listed below. All documents contain the Alaska Analytical Laboratory Work Order Number assigned to this report.

1. Paginated Report including: Case Narrative, Analytical Results and Applicable Quality Control Summary Reports.

2. A Cover Letter that immediately precedes the Paginated Report.

3. Paginated copies of the Chain of Custody Documents supplied with this sample set.

Concentrations reported with a J flag in the Qual field are values below the reporting limit (RL) but greater than the established method detection limit (MDL). There is greater uncertainty associated with these results and data should be considered as estimated.

Concentrations reported with an E flag in the Qual field are values that exceed the upper quantification range. There is greater uncertainty associated with these results and data should be considered as estimated.

Any comments or problems with the analytical events associated with this report are noted below.
1011007-001C SW8260BW was subcontracted
1011007-002C SW8260BW was subcontracted
1011007-002D SW8270 was subcontracted
1011007-003C SW8260BW was subcontracted
1011007-004C SW8260BW was subcontracted
1011007-005C SW8260BW was subcontracted
1011007-007A SW8260BW was subcontracted

Alaska Analytical Laboratory
1956 Richardson Highway
North Pole, Alaska 99705
TEL: (907) 488-1271 FAX: (907) 488-0773
Website: www.alaska-analytical.com

Analytical Report

(consolidated)

WO#: **1011007**

Date Reported: **11/19/2010**

CLIENT: Travis/Peterson Enviromental Consulting Inc. **Collection Date:** 11/8/2010 1:25:00 PM

Project: Seekins Ford 1167-02

Lab ID: 1011007-001 **Matrix:** WATER

Client Sample ID MW-6

Analyses	Result	RL	Qual	Units	DF	Date Analyzed
AK102SVW				**AK102**	**SW3510**	Analyst: **KL**
Diesel Range Organics C10-C25	ND	0.229		mg/L	1	11/17/2010 7:32:07 PM
Surr: o-Terphenyl	89.3	50-150		%REC	1	11/17/2010 7:32:07 PM
GASOLINE RANGE ORGANICS				**AK101**		Analyst: **KL**
Gasoline Range Organics C6-C10	ND	100		µg/L	1	11/16/2010 6:09:13 PM
Surr: 4-Bromofluorobenzene	88.0	50-150		%REC	1	11/16/2010 6:09:13 PM
Surr: a,a,a-trifluorotoluene	97.7	50-150		%REC	1	11/16/2010 6:09:13 PM

Qualifiers:

*X	Value exceeds Maximum Contaminant Level	B	Analyte detected in the associated Method Blank
E	Value above quantitation range	H	Holding times for preparation or analysis exceeded
M	Manual Integration used to determine area response	ND	Not Detected at the Method Detection Limit
PL	Permit Limit	RL	Reporting Detection Limit
S	Spike Recovery outside accepted recovery limits		

Alaska Analytical Laboratory
1956 Richardson Highway
North Pole, Alaska 99705
TEL: (907) 488-1271 FAX: (907) 488-0773
Website: www.alaska-analytical.com

Analytical Report

(consolidated)

WO#: **1011007**

Date Reported: **11/19/2010**

CLIENT: Travis/Peterson Enviromental Consulting Inc. **Collection Date:** 11/8/2010 2:30:00 PM

Project: Seekins Ford 1167-02

Lab ID: 1011007-002 **Matrix:** WATER

Client Sample ID MW-7

Analyses	Result	RL	Qual	Units	DF	Date Analyzed
AK102SVW				**AK102**	**SW3510**	Analyst: **KL**
Diesel Range Organics C10-C25	0.0390	0.229	J	mg/L	1	11/18/2010 9:54:38 AM
Surr: o-Terphenyl	90.1	50-150		%REC	1	11/18/2010 9:54:38 AM
GASOLINE RANGE ORGANICS				**AK101**		Analyst: **KL**
Gasoline Range Organics C6-C10	ND	100		µg/L	1	11/16/2010 6:36:09 PM
Surr: 4-Bromofluorobenzene	88.4	50-150		%REC	1	11/16/2010 6:36:09 PM
Surr: a,a,a-trifluorotoluene	96.4	50-150		%REC	1	11/16/2010 6:36:09 PM

Qualifiers:

*/X	Value exceeds Maximum Contaminant Level	B	Analyte detected in the associated Method Blank
E	Value above quantitation range	H	Holding times for preparation or analysis exceeded
M	Manual Integration used to determine area response	ND	Not Detected at the Method Detection Limit
PL	Permit Limit	RL	Reporting Detection Limit
S	Spike Recovery outside accepted recovery limits		

Alaska Analytical Laboratory
1956 Richardson Highway
North Pole, Alaska 99705
TEL: (907) 488-1271 FAX: (907) 488-0773
Website: www.alaska-analytical.com

Analytical Report

(consolidated)

WO#: **1011007**

Date Reported: **11/19/2010**

CLIENT: Travis/Peterson Enviromental Consulting Inc. **Collection Date:** 11/8/2010 3:00:00 PM

Project: Seekins Ford 1167-02

Lab ID: 1011007-003 **Matrix:** WATER

Client Sample ID MW-8

Analyses	Result	RL	Qual	Units	DF	Date Analyzed
AK102SVW				**AK102**	**SW3510**	Analyst: **KL**
Diesel Range Organics C10-C25	ND	0.229		mg/L	1	11/18/2010 12:41:06 PM
Surr: o-Terphenyl	97.4	50-150		%REC	1	11/18/2010 12:41:06 PM
GASOLINE RANGE ORGANICS				**AK101**		Analyst: **KL**
Gasoline Range Organics C6-C10	ND	100		µg/L	1	11/16/2010 7:03:01 PM
Surr: 4-Bromofluorobenzene	88.7	50-150		%REC	1	11/16/2010 7:03:01 PM
Surr: a,a,a-trifluorotoluene	97.9	50-150		%REC	1	11/16/2010 7:03:01 PM

Qualifiers:

*/X	Value exceeds Maximum Contaminant Level	B	Analyte detected in the associated Method Blank
E	Value above quantitation range	H	Holding times for preparation or analysis exceeded
M	Manual Integration used to determine area response	ND	Not Detected at the Method Detection Limit
PL	Permit Limit	RL	Reporting Detection Limit
S	Spike Recovery outside accepted recovery limits		

Alaska Analytical Laboratory
1956 Richardson Highway
North Pole, Alaska 99705
TEL: (907) 488-1271 FAX: (907) 488-0773
Website: www.alaska-analytical.com

Analytical Report

(consolidated)

WO#: **1011007**

Date Reported: **11/19/2010**

CLIENT: Travis/Peterson Enviromental Consulting Inc. **Collection Date:** 11/9/2010 11:00:00 AM

Project: Seekins Ford 1167-02

Lab ID: 1011007-004 **Matrix:** WATER

Client Sample ID MW-3

Analyses	Result	RL	Qual	Units	DF	Date Analyzed
AK102SVW				**AK102**	**SW3510**	Analyst: **KL**
Diesel Range Organics C10-C25	0.227	0.229	J	mg/L	1	11/18/2010 1:14:10 PM
Surr: o-Terphenyl	90.9	50-150		%REC	1	11/18/2010 1:14:10 PM
GASOLINE RANGE ORGANICS				**AK101**		Analyst: **KL**
Gasoline Range Organics C6-C10	13.9	100	J	µg/L	1	11/16/2010 7:29:53 PM
Surr: 4-Bromofluorobenzene	91.7	50-150		%REC	1	11/16/2010 7:29:53 PM
Surr: a,a,a-trifluorotoluene	97.9	50-150		%REC	1	11/16/2010 7:29:53 PM

Qualifiers:

*/X	Value exceeds Maximum Contaminant Level	B	Analyte detected in the associated Method Blank
E	Value above quantitation range	H	Holding times for preparation or analysis exceeded
M	Manual Integration used to determine area response	ND	Not Detected at the Method Detection Limit
PL	Permit Limit	RL	Reporting Detection Limit
S	Spike Recovery outside accepted recovery limits		

Alaska Analytical Laboratory
1956 Richardson Highway
North Pole, Alaska 99705
TEL: (907) 488-1271 FAX: (907) 488-0773
Website: www.alaska-analytical.com

Analytical Report

(consolidated)

WO#: **1011007**

Date Reported: **11/19/2010**

CLIENT: Travis/Peterson Enviromental Consulting Inc. **Collection Date:** 11/9/2010 12:30:00 PM

Project: Seekins Ford 1167-02

Lab ID: 1011007-005 **Matrix:** WATER

Client Sample ID MW-2

Analyses	Result	RL	Qual	Units	DF	Date Analyzed
AK102SVW				**AK102**	**SW3510**	Analyst: **KL**
Diesel Range Organics C10-C25	0.232	0.229		mg/L	1	11/18/2010 1:47:55 PM
Surr: o-Terphenyl	90.0	50-150		%REC	1	11/18/2010 1:47:55 PM
GASOLINE RANGE ORGANICS				**AK101**		Analyst: **KL**
Gasoline Range Organics C6-C10	ND	100		µg/L	1	11/16/2010 4:21:36 PM
Surr: 4-Bromofluorobenzene	88.7	50-150		%REC	1	11/16/2010 4:21:36 PM
Surr: a,a,a-trifluorotoluene	97.9	50-150		%REC	1	11/16/2010 4:21:36 PM

Qualifiers:

*/X	Value exceeds Maximum Contaminant Level	B	Analyte detected in the associated Method Blank
E	Value above quantitation range	H	Holding times for preparation or analysis exceeded
M	Manual Integration used to determine area response	ND	Not Detected at the Method Detection Limit
PL	Permit Limit	RL	Reporting Detection Limit
S	Spike Recovery outside accepted recovery limits		

Alaska Analytical Laboratory
1956 Richardson Highway
North Pole, Alaska 99705
TEL: (907) 488-1271 FAX: (907) 488-0773
Website: www.alaska-analytical.com

Analytical Report

(consolidated)

WO#: **1011007**

Date Reported: **11/19/2010**

CLIENT: Travis/Peterson Enviromental Consulting Inc. **Collection Date:** 11/9/2010 11:00:00 AM

Project: Seekins Ford 1167-02

Lab ID: 1011007-006 **Matrix:** WATER

Client Sample ID TRIP BLANK GRO

Analyses	Result	RL	Qual	Units	DF	Date Analyzed
GASOLINE RANGE ORGANICS				**AK101**		Analyst: **KL**
Gasoline Range Organics C6-C10	ND	100		µg/L	1	11/16/2010 3:54:40 PM
Surr: 4-Bromofluorobenzene	87.9	50-150		%REC	1	11/16/2010 3:54:40 PM
Surr: a,a,a-trifluorotoluene	97.8	50-150		%REC	1	11/16/2010 3:54:40 PM

Qualifiers:

*/X	Value exceeds Maximum Contaminant Level	B	Analyte detected in the associated Method Blank
E	Value above quantitation range	H	Holding times for preparation or analysis exceeded
M	Manual Integration used to determine area response	ND	Not Detected at the Method Detection Limit
PL	Permit Limit	RL	Reporting Detection Limit
S	Spike Recovery outside accepted recovery limits		

Alaska Analytical Laboratory
1956 Richardson Highway
North Pole, Alaska 99705
TEL: (907) 488-1271 FAX: (907) 488-
Website: www.alaska-analytical.com

QC SUMMARY REPORT

WO#: **1011007**

30-Nov-10

Client: Travis/Peterson Enviromental Consulting Inc.

Project: Seekins Ford 1167-02 **TestCode:** AK101W

Sample ID: **MB-R294** SampType: **MBLK** TestCode: **AK101W** Units: **µg/L** Prep Date: RunNo: **294**
Client ID: **PBW** Batch ID: **R294** TestNo: **AK101** Analysis Date: **11/16/2010** SeqNo: **2896**

Analyte	Result	PQL	SPK value	SPK Ref Val	%REC	LowLimit	HighLimit	RPD Ref Val	%RPD	RPDLimit	Qual
Gasoline Range Organics C6-C10	ND	100									
Surr: 4-Bromofluorobenzene	46.4		50.00		92.8	60	120				
Surr: a,a,a-trifluorotoluene	48.7		50.00		97.4	60	120				

Sample ID: **LCS-R294** SampType: **LCS** TestCode: **AK101W** Units: **µg/L** Prep Date: RunNo: **294**
Client ID: **LCSW** Batch ID: **R294** TestNo: **AK101** Analysis Date: **11/16/2010** SeqNo: **2907**

Analyte	Result	PQL	SPK value	SPK Ref Val	%REC	LowLimit	HighLimit	RPD Ref Val	%RPD	RPDLimit	Qual
Gasoline Range Organics C6-C10	2,110	100	2,500	0	84.5	60	120				
Surr: 4-Bromofluorobenzene	51.3		50.00		103	60	120				
Surr: a,a,a-trifluorotoluene	50.5		50.00		101	60	120				

Sample ID: **LCSD-R294** SampType: **LCSD** TestCode: **AK101W** Units: **µg/L** Prep Date: RunNo: **294**
Client ID: **LCSS02** Batch ID: **R294** TestNo: **AK101** Analysis Date: **11/16/2010** SeqNo: **2908**

Analyte	Result	PQL	SPK value	SPK Ref Val	%REC	LowLimit	HighLimit	RPD Ref Val	%RPD	RPDLimit	Qual
Gasoline Range Organics C6-C10	2,100	100	2,500	0	83.9	60	120	2,114	0.788	20	
Surr: 4-Bromofluorobenzene	52.5		50.00		105	60	120		0	0	
Surr: a,a,a-trifluorotoluene	51.4		50.00		103	60	120		0	0	

Qualifiers:

*/X	Value exceeds Maximum Contaminant Level	E	Value above quantitation range	H	Holding times for preparation or analysis exceeded
M	Manual Integration used to determine area response	ND	Not Detected at the Method Detection Limit	P	Second column confirmation exceeds
R	RPD outside accepted recovery limits	RL	Reporting Detection Limit	S	Spike Recovery outside accepted recovery limits

Alaska Analytical Laboratory
1956 Richardson Highway
North Pole, Alaska 99705
TEL: (907) 488-1271 FAX: (907) 488-0773
Website: www.alaska-analytical.com

QC SUMMARY REPORT

WO#: **1011007**
30-Nov-10

Client: Travis/Peterson Enviromental Consulting Inc.
Project: Seekins Ford 1167-02 **TestCode:** AK102SVW

Sample ID: **LCS-148** SampType: **LCS** TestCode: **AK102SVW** Units: **mg/L** Prep Date: **11/17/2010** RunNo: **295**
Client ID: **LCSW** Batch ID: **148** TestNo: **AK102** **SW3510** Analysis Date: **11/17/2010** SeqNo: **2909**

Analyte	Result	PQL	SPK value	SPK Ref Val	%REC	LowLimit	HighLimit	RPD Ref Val	%RPD	RPDLimit	Qual
Diesel Range Organics C10-C25	2.15	0.229	2.500	0	85.9	75	125				
Surr: o-Terphenyl	0.0491		0.05000		98.3	60	120				

Sample ID: **LCSD-148** SampType: **LCSD** TestCode: **AK102SVW** Units: **mg/L** Prep Date: **11/17/2010** RunNo: **295**
Client ID: **LCSS02** Batch ID: **148** TestNo: **AK102** **SW3510** Analysis Date: **11/17/2010** SeqNo: **2910**

Analyte	Result	PQL	SPK value	SPK Ref Val	%REC	LowLimit	HighLimit	RPD Ref Val	%RPD	RPDLimit	Qual
Diesel Range Organics C10-C25	2.30	0.229	2.500	0	92.2	75	125	2.148	7.01	20	
Surr: o-Terphenyl	0.0528		0.05000		106	60	120		0	0	

Sample ID: **MB-148** SampType: **MBLK** TestCode: **AK102SVW** Units: **mg/L** Prep Date: **11/17/2010** RunNo: **295**
Client ID: **PBW** Batch ID: **148** TestNo: **AK102** **SW3510** Analysis Date: **11/17/2010** SeqNo: **2911**

Analyte	Result	PQL	SPK value	SPK Ref Val	%REC	LowLimit	HighLimit	RPD Ref Val	%RPD	RPDLimit	Qual
Diesel Range Organics C10-C25	ND	0.229									
Surr: o-Terphenyl	0.0490		0.05000		98.0	60	120				

Qualifiers:

*/X	Value exceeds Maximum Contaminant Level	E	Value above quantitation range	H	Holding times for preparation or analysis exceeded
M	Manual Integration used to determine area response	ND	Not Detected at the Method Detection Limit	P	Second column confirmation exceeds
R	RPD outside accepted recovery limits	RL	Reporting Detection Limit	S	Spike Recovery outside accepted recovery limits

Alaska Analytical Laboratory
1956 Richardson Highway
North Pole, Alaska 99705
TEL: (907) 488-1271 FAX: (907) 488-0772
Website: www.alaska-analytical.com

Sample Receipt Checklist

Client Name: **TPECI01**

Date and Time Received: **11/9/2010 1:58:52 PM**

Work Order Number **1011007** RcptNo: **1**

Received by: **Kelley Lovejoy**

Completed by: Kelley Lovejoy

Reviewed by: Kelley Lovejoy

Completed Date: 11/19/2010 10:34:09 AM

Reviewed Date: 11/19/2010 10:34:13 AM

Carrier name: Client

Chain of custody present?	Yes ☑	No ☐	
Chain of custody signed when relinquished and received?	Yes ☑	No ☐	
Chain of custody agrees with sample labels?	Yes ☑	No ☐	
Are matrices correctly identified on Chain of custody?	Yes ☑	No ☐	
Is it clear what analyses were requested?	Yes ☑	No ☐	
Custody seals intact on sample bottles?	Yes ☐	No ☐	Not Present ☑
Samples in proper container/bottle?	Yes ☑	No ☐	
Were correct preservatives used and noted?	Yes ☑	No ☐	
Sample containers intact?	Yes ☑	No ☐	
Sufficient sample volume for indicated test?	Yes ☑	No ☐	
Were container lables complete (ID, Pres, Date)?	Yes ☑	No ☐	
All samples received within holding time?	Yes ☑	No ☐	
Was an attempt made to cool the samples?	Yes ☐	No ☑	
All samples received at a temp. of > 0° C to 6.0° C?	Yes ☑	No ☐	
Response when temperature is outside of range:			
Preservative added to bottles:			
Sample Temp. taken and recorded upon receipt?	Yes ☑	No ☐	3.3 To 3.3 °
Water - Were bubbles absent in VOC vials?	Yes ☑	No ☐	No Vials ☐
Water - Was there Chlorine Present?	Yes ☐	No ☐	NA ☑
Water - pH acceptable upon receipt?	Yes ☑	No ☐	No Water ☐
Are Samples considered acceptable?	Yes ☑	No ☐	
Custody Seals present?	Yes ☑	No ☐	
Traffic Report or Packing Lists present?	Yes ☑	No ☐	
Airbill or Sticker?	Air Bill ☑	Sticker ☐	Not Present ☐
Airbill No:			
Sample Tags Present?	Yes ☐	No ☑	
Sample Tags Listed on COC?	Yes ☐	No ☑	
Tag Numbers:			
Sample Condition?	Intact ☑	Broken ☐	Leaking ☐

Case Number: SDG: SAS:

Adjusted? _____ Checked by

Any No and/or NA (not applicable) response must be detailed in the comments section below.

SampID	ContainerID	Type	Org pH	Adj pH	Req Min pH	Req Max pH
1011007-001A	Container-01 of 02	Bottle				
1011007-001A	Container-02 of 02	Bottle				
1011007-001B	Container-01 of 03	Bottle				
1011007-001B	Container-02 of 03	Bottle				
1011007-001B	Container-03 of 03	Bottle				
1011007-001C	Container-01 of 03	Bottle				
1011007-001C	Container-02 of 03	Bottle				
1011007-001C	Container-03 of 03	Bottle				
1011007-002A	Container-01 of 02	Bottle				
1011007-002A	Container-02 of 02	Bottle				
1011007-002B	Container-01 of 03	Bottle				
1011007-002B	Container-02 of 03	Bottle				
1011007-002B	Container-03 of 03	Bottle				
1011007-002C	Container-01 of 01	Bottle				
1011007-002D	Container-01 of 03	Bottle				
1011007-002D	Container-02 of 03	Bottle				
1011007-002D	Container-03 of 03	Bottle				
1011007-003A	Container-01 of 01	Bottle				
1011007-003B	Container-01 of 03	Bottle				
1011007-003B	Container-02 of 03	Bottle				
1011007-003B	Container-03 of 03	Bottle				
1011007-003C	Container-01 of 01	Bottle				
1011007-004A	Container-01 of 02	Bottle				
1011007-004A	Container-02 of 02	Bottle				
1011007-004B	Container-01 of 03	Bottle				
1011007-004B	Container-02 of 03	Bottle				
1011007-004B	Container-03 of 03	Bottle				
1011007-004C	Container-01 of 03	Bottle				
1011007-004C	Container-02 of 03	Bottle				
1011007-004C	Container-03 of 03	Bottle				
1011007-005A	Container-01 of 02	Bottle				
1011007-005A	Container-02 of 02	Bottle				
1011007-005B	Container-01 of 03	Bottle				
1011007-005B	Container-02 of 03	Bottle				

SampID	ContainerID	Type	Org pH	Adj pH	Req Min pH	Req Max pH
1011007-005B	Container-03 of 03	Bottle				
1011007-005C	Container-01 of 03	Bottle				
1011007-005C	Container-02 of 03	Bottle				
1011007-005C	Container-03 of 03	Bottle				
1011007-006A	Container-01 of 03	Bottle				
1011007-006A	Container-02 of 03	Bottle				
1011007-006A	Container-03 of 03	Bottle				
1011007-007A	Container-01 of 03	Bottle				
1011007-007A	Container-02 of 03	Bottle				
1011007-007A	Container-03 of 03	Bottle				

Cooler Information

Cooler No	Temp °C	Condition	Seal Intact	Seal No	Seal Date	Signed By
1	3.4	Good	Yes		11/9/2010	Melissa Shippey

Adjusted? _____ Checked by _____

Any No and/or NA (not applicable) response must be detailed in the comments section below.

Client Contacted? ☐ Yes ☑ No Person Contacted:

Contact Mode: ☐ Phone: ☐ Fax: ☐ Email: ☐ In Person:

Client Instructions:

Date Contacted: Contacted By:

Regarding:

CorrectiveAction:

Comments:
Was an attempt made to cool the sample? The lab did not attempt to cool the samples. Samples were received with gel ice in the cooler. Temp. Blank and Cooler were within the ADEC acceptable range.

Alaska Analytical Laboratory
1956 Richardson Highway
North Pole, Alaska 99705
Office: (907) 488-1271
Cell: (907) 687-7394 Fax: (907) 488-1266

Chain of Custody Record

mshipp@tpeci.com 11/9/10

Client Contact Information	Project Manager (PM): M. Shipp	PM Email:	Date:	COC No: 10-0107
TPECI	Tel/Fax:	Lab Contact: Kelley Lovejoy	Carrier:	Page 1 of 1
329 Second St	Analysis Turnaround Time			Job No. 107
Fairbanks AK 99701	Requested Turnaround Time if different from below:			
(907) 455-7225				
(907) 455-7228 fax	☒ 10 business days (Standard)			Comments:
Project Name: SEEKINS FORD	☐ 3 business days			
Project Number: 1167-02	☐ 2 Business Days			
	☐ 1 Business Day			

Sample Identification	Sample Date	Sample Time	Sample Type	Matrix	# of Cont.	VOCs 8260	GRO AK101	DRO AK102	Sulfolane	Sample Specific Notes
MW-6	11/8/10	1:25P	G	W	8	X	X	X	X	NO SULFOLANE IN MW-6 MS Shipp
MW-7	11/8/10	2:30P	G	W	11	X	X	X	X	
MW-8	11/8/10	3:00P	G	W	8	X	X	X	X	NO SULFOLANE MW-8 MS Shipp
MW-3	11/9/10	11:00A	G	W	8	X	X	X		
MW-2	11/9/10	12:30P	G	W	8	X	X	X		
TRIP BLANKS	11/9/10	1:00P	G	W	6	X	X			2 trip blanks

M Shipp

Preservation Used: 1 = Ice 2 = Methanol 3 = Other HCl

Possible Hazard Identification
☐ Non-Hazard ☐ Flammable ☐ Skin Irritant ☐ Poison B ☐ Unknown

Sample Disposal (A fee may be assessed if samples are retained longer than 1 month)
☐ Return To Client ☒ Disposal By Lab ☐ Archive For _____ Months

Special Instructions/QC Requirements & Comments [Please note if there is Mercury in the sample.]

ONE COOLER Custody Seal intact only 1 sulfolane sample. Temp Blank 3.3°C Cooler Temp - 3.4°C

Relinquished by:	Company:	Date/Time:	Received by:	Company:	Date/Time:
Michael Shipp	TPECI	11/9/10 1:15P	Kelley Lovejoy	AAL	11/9/10 1:46Pm
Relinquished by:	Company:	Date/Time:	Received by:	Company:	Date/Time:
Relinquished by:	Company:	Date/Time:	Received by:	Company:	Date/Time:

TPEC101
10-0107
11/9/10

SES PACE/AAL Environmental

CUS STODY SEAL

Signature: [illegible] Date/Time: 11/9/10 1:15PM

Pace Analytical

SI GNATURE [illegible]

CUSTODY SEAL

DATE 11/9/10

SES PACE/AAL Environmental

CUSTODY SEAL

Signature: [illegible] Date/Time: 11/9/10 1:15PM

Laboratory Data Review Checklist

Completed by: Melissa S. Shippey

Title: Staff Scientist

Date: November 30, 2010

CS Report Name: Seekins Ford Groundwater Monitoring

Report Date: November 19, 2010

Consultant Firm: Travis/Peterson Environmental Consulting, Inc.

Laboratory Name: Alaska Analytical Laboratory and Pace Analytical

Laboratory Report Number: 1011007

ADEC File Number: 100.26.131

ADEC RecKey Number:

1. Laboratory

   a. Did an ADEC CS approved laboratory receive and perform all of the submitted sample analyses?

      ◉ Yes ○ No Comments:

   b. If the samples were transferred to another "network" laboratory or sub-contracted to an alternate laboratory, was the laboratory performing the analyses ADEC CS approved?

      ◉ Yes ○ No Comments:

      AAL transferred the VOC and sulfolane samples collected at this site to Pace Analytical Laboratory in Seattle, WA. See separate QC form completed for that lab report.

2. Chain of Custody (COC)

   a. COC information completed, signed, and dated (including released/received by)?

      ◉ Yes ○ No Comments:

b. Correct analyses requested?

◉ Yes ○ No Comments:

3. Laboratory Sample Receipt Documentation

a. Sample/cooler temperature documented and within range at receipt (4° ± 2° C)?

○ Yes ◉ No Comments:

temp blank 3.3 degrees C, cooler was 3.4 degrees C at drop off with AAL.

b. Sample preservation acceptable – acidified waters, Methanol preserved VOC soil (GRO, BTEX, Volatile Chlorinated Solvents, etc.)?

◉ Yes ○ No Comments:

c. Sample condition documented – broken, leaking (Methanol), zero headspace (VOC vials)?

◉ Yes ○ No Comments:

d. If there were any discrepancies, were they documented? For example, incorrect sample containers/preservation, sample temperature outside of acceptable range, insufficient or missing samples, etc.?

◉ Yes ○ No Comments:

e. Data quality or usability affected? Explain.

Comments:

N/A

4. Case Narrative

a. Present and understandable?

◉ Yes ○ No Comments:

b. Discrepancies, errors or QC failures identified by the lab?

○ Yes ◉ No Comments:

No discrepancies or errors associated with the AAL samples.

c. Were all corrective actions documented?

○ Yes ◉ No Comments:

N/A

d. What is the effect on data quality/usability according to the case narrative?

Comments:

N/a

5. Samples Results

a. Correct analyses performed/reported as requested on COC?

◉ Yes ○ No Comments:

b. All applicable holding times met?

◉ Yes ○ No Comments:

c. All soils reported on a dry weight basis?

○ Yes ○ No Comments:

N/A

d. Are the reported PQLs less than the Cleanup Level or the minimum required detection level for the project?

◉ Yes ○ No Comments:

e. Data quality or usability affected? Explain.

Comments:

N/A

6. QC Samples

a. Method Blank

i. One method blank reported per matrix, analysis and 20 samples?

◉ Yes ○ No Comments:

ii. All method blank results less than PQL?

◉ Yes ○ No Comments:

iii. If above PQL, what samples are affected?

Comments:

N/A

iv. Do the affected sample(s) have data flags? If so, are the data flags clearly defined?

○ Yes ○ No Comments:

N/A

v. Data quality or usability affected? Explain.

Comments:

N/A

b. Laboratory Control Sample/Duplicate (LCS/LCSD)

i. Organics – One LCS/LCSD reported per matrix, analysis and 20 samples? (LCS/LCSD required per AK methods, LCS required per SW846)

◉ Yes ○ No Comments:

ii. Metals/Inorganics – one LCS and one sample duplicate reported per matrix, analysis and 20 samples?

○ Yes ◉ No Comments:

N/A

iii. Accuracy – All percent recoveries (%R) reported and within method or laboratory limits? And project specified DQOs, if applicable. (AK Petroleum methods: AK101 60%-120%, AK102 75%-125%, AK103 60%-120%; all other analyses see the laboratory QC pages)

◉ Yes ○ No Comments:

iv. Precision – All relative percent differences (RPD) reported and less than method or laboratory limits? And project specified DQOs, if applicable. RPD reported from LCS/LCSD, MS/MSD, and or sample/sample duplicate. (AK Petroleum methods 20%; all other analyses see the laboratory QC pages)

RPD values were within acceptance range for specified parameters

◉ Yes ○ No Comments:

v. If %R or RPD is outside of acceptable limits, what samples are affected?
Comments:

N/A

vi. Do the affected sample(s) have data flags? If so, are the data flags clearly defined?
○ Yes ○ No Comments:

N/A

vii. Data quality or usability affected? Explain.
Comments:

N/A

c. Surrogates – Organics Only
   i. Are surrogate recoveries reported for organic analyses – field, QC and laboratory samples?
   ◉ Yes ○ No Comments:

   ii. Accuracy – All percent recoveries (%R) reported and within method or laboratory limits? And project specified DQOs, if applicable. (AK Petroleum methods 50-150 %R; all other analyses see the laboratory report pages)
   ◉ Yes ○ No Comments:

   iii. Do the sample results with failed surrogate recoveries have data flags? If so, are the data flags clearly defined?
   ○ Yes ◉ No Comments:

N/A

   iv. Data quality or usability affected? Explain.
   Comments:

d. Trip blank – Volatile analyses only (GRO, BTEX, Volatile Chlorinated Solvents, etc.): Water and Soil
   i. One trip blank reported per matrix, analysis and cooler?

GRO trip blank was analyzed

◉ Yes ○ No Comments:

ii. All results less than PQL?

◉ Yes ○ No Comments:

iii. If above PQL, what samples are affected?

Comments:

N/A

iv. Data quality or usability affected? Explain.

Comments:

N/A

e. Field Duplicate

i. One field duplicate submitted per matrix, analysis and 10 project samples?

◉ Yes ○ No Comments:

ii. Submitted blind to lab?

◉ Yes ○ No Comments:

iii. Precision – All relative percent differences (RPD) less than specified DQOs? (Recommended: 30% water, 50% soil)

$$\text{RPD (\%)} = \text{Absolute value of: } \frac{(R_1 - R_2)}{((R_1 + R_2)/2)} \times 100$$

Where R_1 = Sample Concentration
R_2 = Field Duplicate Concentration

◉ Yes ○ No Comments:

MW-7 was primary and MW-8 was duplicate for MW-7. DRO and GRO results were non-detect or J flagged as estimated low results so no RPD's were calculated for these two parameters. VOCs RPDs will be presented in the QA/QC form associated with the Pace report.

iv. Data quality or usability affected? Explain.

Comments:

N/A

f. Decontamination or Equipment Blank (if applicable)

○ Yes ○ No ● Not Applicable

i. All results less than PQL?

○ Yes ○ No Comments:

N/A

ii. If above PQL, what samples are affected?

Comments:

N/A

iii. Data quality or usability affected? Explain.

Comments:

N/A

7. Other Data Flags/Qualifiers (ACOE, AFCEE, Lab Specific, etc.)

a. Defined and appropriate?

○ Yes ○ No Comments:

N/A

Pace Analytical®
www.pacelabs.com

Pace Analytical Services, Inc.
940 South Harney
Seattle, WA 98108
(206)767-5060

November 23, 2010

Kelley Lovejoy
Alaska Analytical Laboratory
1956 Richardson Highway
North Pole, AK 99705

RE: Project: Seeking Ford ~~4167-2~~ 1197-02
Pace Project No.: 255680

Dear Kelley Lovejoy:
Enclosed are the analytical results for sample(s) received by the laboratory on November 10, 2010. The results relate only to the samples included in this report. Results reported herein conform to the most current NELAC standards, where applicable, unless otherwise narrated in the body of the report.

If you have any questions concerning this report, please feel free to contact me.

Sincerely,

Melanie Miller

melanie.miller@pacelabs.com
Project Manager

Enclosures

This report shall not be reproduced, except in full,
without the written consent of Pace Analytical Services, Inc..

Pace Analytical Services, Inc.
940 South Harney
Seattle, WA 98108
(206)767-5060

CERTIFICATIONS

Project: Seeking Ford 1167-2
Pace Project No.: 255680

Minnesota Certification IDs
1700 Elm Street SE Suite 200, Minneapolis, MN 55414
Alaska Certification #: UST-078
Alaska Certification #MN00064
Arizona Certification #: AZ-0014
Arkansas Certification #: 88-0680
California Certification #: 01155CA
EPA Region 8 Certification #: Pace
Florida/NELAP Certification #: E87605
Georgia Certification #: 959
Idaho Certification #: MN00064
Illinois Certification #: 200011
Iowa Certification #: 368
Kansas Certification #: E-10167
Louisiana Certification #: 03086
Louisiana Certification #: LA080009
Maine Certification #: 2007029
Maryland Certification #: 322
Michigan DEQ Certification #: 9909
Minnesota Certification #: 027-053-137
Mississippi Certification #: Pace
Montana Certification #: MT CERT0092
Nebraska Certification #: Pace
Nevada Certification #: MN_00064
New Jersey Certification #: MN-002
New Mexico Certification #: Pace
New York Certification #: 11647
North Carolina Certification #: 530
North Dakota Certification #: R-036
North Dakota Certification #: R-036A
Ohio VAP Certification #: CL101
Oklahoma Certification #: D9921
Oklahoma Certification #: 9507
Oregon Certification #: MN200001
Pennsylvania Certification #: 68-00563
Puerto Rico Certification
Tennessee Certification #: 02818
Texas Certification #: T104704192
Washington Certification #: C754
Wisconsin Certification #: 999407970

Washington Certification IDs
940 South Harney Street, Seattle, WA 98108
Alaska CS Certification #: UST-025
Alaska Drinking Water VOC Certification #: WA01230
Alaska Drinking Water Micro Certification #: WA01230
California Certification #: 01153CA
Florida/NELAP Certification #: E87617
Oregon Certification #: WA200007
Washington Certification #: C1229

This report shall not be reproduced, except in full,
without the written consent of Pace Analytical Services, Inc..

Pace Analytical Services, Inc.
940 South Harney
Seattle, WA 98108
(206)767-5060

SAMPLE ANALYTE COUNT

Project: Seeking Ford 1167-2
Pace Project No.: 255680

Lab ID	Sample ID	Method	Analysts	Analytes Reported	Laboratory
255680001	MW-6	EPA 5030B/8260	LPM	71	PASI-S
255680002	MW-7	EPA 8270	DRE	2	PASI-M
		EPA 5030B/8260	LPM	71	PASI-S
255680003	MW-8	EPA 5030B/8260	LPM	71	PASI-S
255680004	MW-3	EPA 5030B/8260	LPM	71	PASI-S
255680005	MW-2	EPA 5030B/8260	LPM	71	PASI-S
255680006	Trip Blank 8260	EPA 5030B/8260	LPM	71	PASI-S

This report shall not be reproduced, except in full,
without the written consent of Pace Analytical Services, Inc..

Pace Analytical®
www.pacelabs.com

Pace Analytical Services, Inc.
940 South Harney
Seattle, WA 98108
(206)767-5060

PROJECT NARRATIVE

Project: Seeking Ford 1167-2
Pace Project No.: 255680

Method: EPA 8270
Description: 8270 MSSV Sulfolane
Client: Alaska Analytical Lab
Date: November 23, 2010

General Information:
1 sample was analyzed for EPA 8270. All samples were received in acceptable condition with any exceptions noted below.

Hold Time:
The samples were analyzed within the method required hold times with any exceptions noted below.

Initial Calibrations (including MS Tune as applicable):
All criteria were within method requirements with any exceptions noted below.

Continuing Calibration:
All criteria were within method requirements with any exceptions noted below.

Internal Standards:
All internal standards were within QC limits with any exceptions noted below.

Surrogates:
All surrogates were within QC limits with any exceptions noted below.

Method Blank:
All analytes were below the report limit in the method blank with any exceptions noted below.

Laboratory Control Spike:
All laboratory control spike compounds were within QC limits with any exceptions noted below.

Matrix Spikes:
All percent recoveries and relative percent differences (RPDs) were within acceptance criteria with any exceptions noted below.

Duplicate Sample:
All duplicate sample results were within method acceptance criteria with any exceptions noted below.

Additional Comments:

This report shall not be reproduced, except in full,
without the written consent of Pace Analytical Services, Inc..

ACCREDITED IN ACCORDANCE WITH nelac

Pace Analytical®
www.pacelabs.com

Pace Analytical Services, Inc.
940 South Harney
Seattle, WA 98108
(206)767-5060

PROJECT NARRATIVE

Project: Seeking Ford 1167-2
Pace Project No.: 255680

Method: EPA 5030B/8260
Description: 8260 MSV
Client: Alaska Analytical Lab
Date: November 23, 2010

General Information:
6 samples were analyzed for EPA 5030B/8260. All samples were received in acceptable condition with any exceptions noted below.

Hold Time:
The samples were analyzed within the method required hold times with any exceptions noted below.

Initial Calibrations (including MS Tune as applicable):
All criteria were within method requirements with any exceptions noted below.

Continuing Calibration:
All criteria were within method requirements with any exceptions noted below.

Internal Standards:
All internal standards were within QC limits with any exceptions noted below.

Surrogates:
All surrogates were within QC limits with any exceptions noted below.

Method Blank:
All analytes were below the report limit in the method blank with any exceptions noted below.

QC Batch: MSV/3466

B-: Analyte detected in method blank but was not detected in the associated samples.
- BLANK (Lab ID: 49771)
  - 1,2,3-Trichlorobenzene
  - Naphthalene

Laboratory Control Spike:
All laboratory control spike compounds were within QC limits with any exceptions noted below.

QC Batch: MSV/3466

L0: Analyte recovery in the laboratory control sample (LCS) was outside QC limits.
- LCS (Lab ID: 49772)
  - 1,2-Dibromo-3-chloropropane

QC Batch: MSV/3469

L0: Analyte recovery in the laboratory control sample (LCS) was outside QC limits.
- LCS (Lab ID: 49789)
  - 1,2-Dibromo-3-chloropropane

Matrix Spikes:
All percent recoveries and relative percent differences (RPDs) were within acceptance criteria with any exceptions noted below.

This report shall not be reproduced, except in full,
without the written consent of Pace Analytical Services, Inc..

ACCREDITED IN ACCORDANCE WITH nelac

Pace Analytical®
www.pacelabs.com

Pace Analytical Services, Inc.
940 South Harney
Seattle, WA 98108
(206)767-5060

PROJECT NARRATIVE

Project: Seeking Ford 1167-2
Pace Project No.: 255680

Method: EPA 5030B/8260
Description: 8260 MSV
Client: Alaska Analytical Lab
Date: November 23, 2010

QC Batch: MSV/3466

A matrix spike and matrix spike duplicate (MS/MSD) were performed on the following sample(s): 255715002

M0: Matrix spike recovery and/or matrix spike duplicate recovery was outside laboratory control limits.

- MS (Lab ID: 49784)
  - 1,2-Dibromo-3-chloropropane
- MSD (Lab ID: 49785)
  - 1,2-Dibromo-3-chloropropane

M1: Matrix spike recovery exceeded QC limits. Batch accepted based on laboratory control sample (LCS) recovery.

- MS (Lab ID: 49784)
  - 1,2-Dibromoethane (EDB)
  - Dibromochloromethane
  - Tetrachloroethene
- MSD (Lab ID: 49785)
  - Dibromochloromethane
  - trans-1,3-Dichloropropene

QC Batch: MSV/3469

A matrix spike and matrix spike duplicate (MS/MSD) were performed on the following sample(s): 255709002

M0: Matrix spike recovery and/or matrix spike duplicate recovery was outside laboratory control limits.

- MS (Lab ID: 49968)
  - 1,2-Dibromo-3-chloropropane

M1: Matrix spike recovery exceeded QC limits. Batch accepted based on laboratory control sample (LCS) recovery.

- MS (Lab ID: 49968)
  - Dibromochloromethane
  - Dichlorodifluoromethane
  - Styrene
- MSD (Lab ID: 49969)
  - Dichlorodifluoromethane
  - Styrene

Duplicate Sample:
All duplicate sample results were within method acceptance criteria with any exceptions noted below.

Additional Comments:

This data package has been reviewed for quality and completeness and is approved for release.

This report shall not be reproduced, except in full,
without the written consent of Pace Analytical Services, Inc..

ACCREDITED IN ACCORDANCE WITH nelac

Pace Analytical®
www.pacelabs.com

Pace Analytical Services, Inc.
940 South Harney
Seattle, WA 98108
(206)767-5060

ANALYTICAL RESULTS

Project: Seeking Ford 1167-2
Pace Project No.: 255680

Sample: MW-6 **Lab ID: 255680001** Collected: 11/08/10 13:25 Received: 11/10/10 09:00 Matrix: Water

Parameters	Results	Units	Report Limit	DF	Prepared	Analyzed	CAS No.	Qual
8260 MSV	Analytical Method: EPA 5030B/8260							
Acetone	ND	ug/L	5.0	1		11/17/10 03:42	67-64-1	
Benzene	ND	ug/L	1.0	1		11/17/10 03:42	71-43-2	
Bromobenzene	ND	ug/L	1.0	1		11/17/10 03:42	108-86-1	
Bromochloromethane	ND	ug/L	1.0	1		11/17/10 03:42	74-97-5	
Bromodichloromethane	ND	ug/L	1.0	1		11/17/10 03:42	75-27-4	
Bromoform	ND	ug/L	1.0	1		11/17/10 03:42	75-25-2	
Bromomethane	ND	ug/L	1.0	1		11/17/10 03:42	74-83-9	
2-Butanone (MEK)	ND	ug/L	5.0	1		11/17/10 03:42	78-93-3	
n-Butylbenzene	ND	ug/L	1.0	1		11/17/10 03:42	104-51-8	
sec-Butylbenzene	ND	ug/L	1.0	1		11/17/10 03:42	135-98-8	
tert-Butylbenzene	ND	ug/L	1.0	1		11/17/10 03:42	98-06-6	
Carbon disulfide	ND	ug/L	1.0	1		11/17/10 03:42	75-15-0	
Carbon tetrachloride	ND	ug/L	1.0	1		11/17/10 03:42	56-23-5	
Chlorobenzene	ND	ug/L	1.0	1		11/17/10 03:42	108-90-7	
Chloroethane	ND	ug/L	1.0	1		11/17/10 03:42	75-00-3	
Chloroform	ND	ug/L	1.0	1		11/17/10 03:42	67-66-3	
Chloromethane	ND	ug/L	1.0	1		11/17/10 03:42	74-87-3	
2-Chlorotoluene	ND	ug/L	1.0	1		11/17/10 03:42	95-49-8	
4-Chlorotoluene	ND	ug/L	1.0	1		11/17/10 03:42	106-43-4	
1,2-Dibromo-3-chloropropane	ND	ug/L	1.0	1		11/17/10 03:42	96-12-8	L2
Dibromochloromethane	ND	ug/L	1.0	1		11/17/10 03:42	124-48-1	
1,2-Dibromoethane (EDB)	ND	ug/L	1.0	1		11/17/10 03:42	106-93-4	
Dibromomethane	ND	ug/L	1.0	1		11/17/10 03:42	74-95-3	
1,2-Dichlorobenzene	ND	ug/L	1.0	1		11/17/10 03:42	95-50-1	
1,3-Dichlorobenzene	ND	ug/L	1.0	1		11/17/10 03:42	541-73-1	
1,4-Dichlorobenzene	ND	ug/L	1.0	1		11/17/10 03:42	106-46-7	
Dichlorodifluoromethane	ND	ug/L	1.0	1		11/17/10 03:42	75-71-8	
1,1-Dichloroethane	ND	ug/L	1.0	1		11/17/10 03:42	75-34-3	
1,2-Dichloroethane	ND	ug/L	1.0	1		11/17/10 03:42	107-06-2	
1,2-Dichloroethene (Total)	ND	ug/L	2.0	1		11/17/10 03:42	540-59-0	
1,1-Dichloroethene	4.4	ug/L	1.0	1		11/17/10 03:42	75-35-4	
cis-1,2-Dichloroethene	ND	ug/L	1.0	1		11/17/10 03:42	156-59-2	
trans-1,2-Dichloroethene	ND	ug/L	1.0	1		11/17/10 03:42	156-60-5	
1,2-Dichloropropane	ND	ug/L	1.0	1		11/17/10 03:42	78-87-5	
1,3-Dichloropropane	ND	ug/L	1.0	1		11/17/10 03:42	142-28-9	
2,2-Dichloropropane	ND	ug/L	1.0	1		11/17/10 03:42	594-20-7	
1,1-Dichloropropene	ND	ug/L	1.0	1		11/17/10 03:42	563-58-6	
cis-1,3-Dichloropropene	ND	ug/L	1.0	1		11/17/10 03:42	10061-01-5	
trans-1,3-Dichloropropene	ND	ug/L	1.0	1		11/17/10 03:42	10061-02-6	
Ethylbenzene	ND	ug/L	1.0	1		11/17/10 03:42	100-41-4	
Hexachloro-1,3-butadiene	ND	ug/L	1.0	1		11/17/10 03:42	87-68-3	
2-Hexanone	ND	ug/L	5.0	1		11/17/10 03:42	591-78-6	
Isopropylbenzene (Cumene)	ND	ug/L	1.0	1		11/17/10 03:42	98-82-8	
p-Isopropyltoluene	ND	ug/L	1.0	1		11/17/10 03:42	99-87-6	
Methylene chloride	ND	ug/L	4.0	1		11/17/10 03:42	75-09-2	
4-Methyl-2-pentanone (MIBK)	ND	ug/L	5.0	1		11/17/10 03:42	108-10-1	
Methyl-tert-butyl ether	ND	ug/L	1.0	1		11/17/10 03:42	1634-04-4	

This report shall not be reproduced, except in full,
without the written consent of Pace Analytical Services, Inc..

ACCREDITED IN ACCORDANCE WITH nelac

Pace Analytical®
www.pacelabs.com

Pace Analytical Services, Inc.
940 South Harney
Seattle, WA 98108
(206)767-5060

ANALYTICAL RESULTS

Project: Seeking Ford 1167-2
Pace Project No.: 255680

Sample: MW-6 **Lab ID: 255680001** Collected: 11/08/10 13:25 Received: 11/10/10 09:00 Matrix: Water

Parameters	Results	Units	Report Limit	DF	Prepared	Analyzed	CAS No.	Qual
8260 MSV	Analytical Method: EPA 5030B/8260							
Naphthalene	ND	ug/L	1.0	1		11/17/10 03:42	91-20-3	
n-Propylbenzene	ND	ug/L	1.0	1		11/17/10 03:42	103-65-1	
Styrene	ND	ug/L	1.0	1		11/17/10 03:42	100-42-5	
1,1,1,2-Tetrachloroethane	ND	ug/L	1.0	1		11/17/10 03:42	630-20-6	
1,1,2,2-Tetrachloroethane	ND	ug/L	1.0	1		11/17/10 03:42	79-34-5	
Tetrachloroethene	**2.2**	ug/L	1.0	1		11/17/10 03:42	127-18-4	
Toluene	ND	ug/L	1.0	1		11/17/10 03:42	108-88-3	
1,2,3-Trichlorobenzene	ND	ug/L	1.0	1		11/17/10 03:42	87-61-6	
1,2,4-Trichlorobenzene	ND	ug/L	1.0	1		11/17/10 03:42	120-82-1	
1,1,1-Trichloroethane	ND	ug/L	1.0	1		11/17/10 03:42	71-55-6	
1,1,2-Trichloroethane	ND	ug/L	1.0	1		11/17/10 03:42	79-00-5	
Trichloroethene	ND	ug/L	1.0	1		11/17/10 03:42	79-01-6	
Trichlorofluoromethane	**8.8**	ug/L	1.0	1		11/17/10 03:42	75-69-4	
1,2,3-Trichloropropane	ND	ug/L	1.0	1		11/17/10 03:42	96-18-4	
1,2,4-Trimethylbenzene	ND	ug/L	1.0	1		11/17/10 03:42	95-63-6	
1,3,5-Trimethylbenzene	ND	ug/L	1.0	1		11/17/10 03:42	108-67-8	
Vinyl chloride	ND	ug/L	1.0	1		11/17/10 03:42	75-01-4	
Xylene (Total)	ND	ug/L	3.0	1		11/17/10 03:42	1330-20-7	
m&p-Xylene	ND	ug/L	2.0	1		11/17/10 03:42	179601-23-1	
o-Xylene	ND	ug/L	1.0	1		11/17/10 03:42	95-47-6	
4-Bromofluorobenzene (S)	95	%	80-120	1		11/17/10 03:42	460-00-4	
Dibromofluoromethane (S)	95	%	80-122	1		11/17/10 03:42	1868-53-7	
1,2-Dichloroethane-d4 (S)	84	%	80-124	1		11/17/10 03:42	17060-07-0	
Toluene-d8 (S)	90	%	80-123	1		11/17/10 03:42	2037-26-5	

Sample: MW-7 **Lab ID: 255680002** Collected: 11/08/10 14:30 Received: 11/10/10 09:00 Matrix: Water

Parameters	Results	Units	Report Limit	DF	Prepared	Analyzed	CAS No.	Qual
8270 MSSV Sulfolane	Analytical Method: EPA 8270							
Sulfolane	ND	ug/L	10.0	1	11/15/10 13:07	11/17/10 00:17	126-33-0	
Sulfolane-d8 (S)	93	%	30-125	1	11/15/10 13:07	11/17/10 00:17	51219-88-6	
8260 MSV	Analytical Method: EPA 5030B/8260							
Acetone	ND	ug/L	5.0	1		11/17/10 04:02	67-64-1	
Benzene	ND	ug/L	1.0	1		11/17/10 04:02	71-43-2	
Bromobenzene	ND	ug/L	1.0	1		11/17/10 04:02	108-86-1	
Bromochloromethane	ND	ug/L	1.0	1		11/17/10 04:02	74-97-5	
Bromodichloromethane	ND	ug/L	1.0	1		11/17/10 04:02	75-27-4	
Bromoform	ND	ug/L	1.0	1		11/17/10 04:02	75-25-2	
Bromomethane	ND	ug/L	1.0	1		11/17/10 04:02	74-83-9	
2-Butanone (MEK)	ND	ug/L	5.0	1		11/17/10 04:02	78-93-3	
n-Butylbenzene	ND	ug/L	1.0	1		11/17/10 04:02	104-51-8	
sec-Butylbenzene	ND	ug/L	1.0	1		11/17/10 04:02	135-98-8	
tert-Butylbenzene	ND	ug/L	1.0	1		11/17/10 04:02	98-06-6	

This report shall not be reproduced, except in full,
without the written consent of Pace Analytical Services, Inc..

ACCREDITED IN ACCORDANCE WITH nelac

Pace Analytical
www.pacelabs.com

Pace Analytical Services, Inc.
940 South Harney
Seattle, WA 98108
(206)767-5060

ANALYTICAL RESULTS

Project: Seeking Ford 1167-2
Pace Project No.: 255680

Sample: MW-7 **Lab ID: 255680002** Collected: 11/08/10 14:30 Received: 11/10/10 09:00 Matrix: Water

Parameters	Results	Units	Report Limit	DF	Prepared	Analyzed	CAS No.	Qual
8260 MSV	Analytical Method: EPA 5030B/8260							
Carbon disulfide	ND	ug/L	1.0	1		11/17/10 04:02	75-15-0	
Carbon tetrachloride	ND	ug/L	1.0	1		11/17/10 04:02	56-23-5	
Chlorobenzene	ND	ug/L	1.0	1		11/17/10 04:02	108-90-7	
Chloroethane	ND	ug/L	1.0	1		11/17/10 04:02	75-00-3	
Chloroform	ND	ug/L	1.0	1		11/17/10 04:02	67-66-3	
Chloromethane	ND	ug/L	1.0	1		11/17/10 04:02	74-87-3	
2-Chlorotoluene	ND	ug/L	1.0	1		11/17/10 04:02	95-49-8	
4-Chlorotoluene	ND	ug/L	1.0	1		11/17/10 04:02	106-43-4	
1,2-Dibromo-3-chloropropane	ND	ug/L	1.0	1		11/17/10 04:02	96-12-8	L2
Dibromochloromethane	ND	ug/L	1.0	1		11/17/10 04:02	124-48-1	
1,2-Dibromoethane (EDB)	ND	ug/L	1.0	1		11/17/10 04:02	106-93-4	
Dibromomethane	ND	ug/L	1.0	1		11/17/10 04:02	74-95-3	
1,2-Dichlorobenzene	ND	ug/L	1.0	1		11/17/10 04:02	95-50-1	
1,3-Dichlorobenzene	ND	ug/L	1.0	1		11/17/10 04:02	541-73-1	
1,4-Dichlorobenzene	ND	ug/L	1.0	1		11/17/10 04:02	106-46-7	
Dichlorodifluoromethane	ND	ug/L	1.0	1		11/17/10 04:02	75-71-8	
1,1-Dichloroethane	ND	ug/L	1.0	1		11/17/10 04:02	75-34-3	
1,2-Dichloroethane	ND	ug/L	1.0	1		11/17/10 04:02	107-06-2	
1,2-Dichloroethene (Total)	ND	ug/L	2.0	1		11/17/10 04:02	540-59-0	
1,1-Dichloroethene	ND	ug/L	1.0	1		11/17/10 04:02	75-35-4	
cis-1,2-Dichloroethene	ND	ug/L	1.0	1		11/17/10 04:02	156-59-2	
trans-1,2-Dichloroethene	ND	ug/L	1.0	1		11/17/10 04:02	156-60-5	
1,2-Dichloropropane	ND	ug/L	1.0	1		11/17/10 04:02	78-87-5	
1,3-Dichloropropane	ND	ug/L	1.0	1		11/17/10 04:02	142-28-9	
2,2-Dichloropropane	ND	ug/L	1.0	1		11/17/10 04:02	594-20-7	
1,1-Dichloropropene	ND	ug/L	1.0	1		11/17/10 04:02	563-58-6	
cis-1,3-Dichloropropene	ND	ug/L	1.0	1		11/17/10 04:02	10061-01-5	
trans-1,3-Dichloropropene	ND	ug/L	1.0	1		11/17/10 04:02	10061-02-6	
Ethylbenzene	ND	ug/L	1.0	1		11/17/10 04:02	100-41-4	
Hexachloro-1,3-butadiene	ND	ug/L	1.0	1		11/17/10 04:02	87-68-3	
2-Hexanone	ND	ug/L	5.0	1		11/17/10 04:02	591-78-6	
Isopropylbenzene (Cumene)	ND	ug/L	1.0	1		11/17/10 04:02	98-82-8	
p-Isopropyltoluene	ND	ug/L	1.0	1		11/17/10 04:02	99-87-6	
Methylene chloride	ND	ug/L	4.0	1		11/17/10 04:02	75-09-2	
4-Methyl-2-pentanone (MIBK)	ND	ug/L	5.0	1		11/17/10 04:02	108-10-1	
Methyl-tert-butyl ether	ND	ug/L	1.0	1		11/17/10 04:02	1634-04-4	
Naphthalene	ND	ug/L	1.0	1		11/17/10 04:02	91-20-3	
n-Propylbenzene	ND	ug/L	1.0	1		11/17/10 04:02	103-65-1	
Styrene	ND	ug/L	1.0	1		11/17/10 04:02	100-42-5	
1,1,1,2-Tetrachloroethane	ND	ug/L	1.0	1		11/17/10 04:02	630-20-6	
1,1,2,2-Tetrachloroethane	ND	ug/L	1.0	1		11/17/10 04:02	79-34-5	
Tetrachloroethene	ND	ug/L	1.0	1		11/17/10 04:02	127-18-4	
Toluene	ND	ug/L	1.0	1		11/17/10 04:02	108-88-3	
1,2,3-Trichlorobenzene	ND	ug/L	1.0	1		11/17/10 04:02	87-61-6	
1,2,4-Trichlorobenzene	ND	ug/L	1.0	1		11/17/10 04:02	120-82-1	
1,1,1-Trichloroethane	ND	ug/L	1.0	1		11/17/10 04:02	71-55-6	
1,1,2-Trichloroethane	ND	ug/L	1.0	1		11/17/10 04:02	79-00-5	

This report shall not be reproduced, except in full,
without the written consent of Pace Analytical Services, Inc..

ACCREDITED IN ACCORDANCE WITH nelac

Pace Analytical®
www.pacelabs.com

Pace Analytical Services, Inc.
940 South Harney
Seattle, WA 98108
(206)767-5060

ANALYTICAL RESULTS

Project: Seeking Ford 1167-2
Pace Project No.: 255680

Sample: MW-7 **Lab ID: 255680002** Collected: 11/08/10 14:30 Received: 11/10/10 09:00 Matrix: Water

Parameters	Results	Units	Report Limit	DF	Prepared	Analyzed	CAS No.	Qual
8260 MSV	Analytical Method: EPA 5030B/8260							
Trichloroethene	ND	ug/L	1.0	1		11/17/10 04:02	79-01-6	
Trichlorofluoromethane	3.6	ug/L	1.0	1		11/17/10 04:02	75-69-4	
1,2,3-Trichloropropane	ND	ug/L	1.0	1		11/17/10 04:02	96-18-4	
1,2,4-Trimethylbenzene	ND	ug/L	1.0	1		11/17/10 04:02	95-63-6	
1,3,5-Trimethylbenzene	ND	ug/L	1.0	1		11/17/10 04:02	108-67-8	
Vinyl chloride	ND	ug/L	1.0	1		11/17/10 04:02	75-01-4	
Xylene (Total)	ND	ug/L	3.0	1		11/17/10 04:02	1330-20-7	
m&p-Xylene	ND	ug/L	2.0	1		11/17/10 04:02	179601-23-1	
o-Xylene	ND	ug/L	1.0	1		11/17/10 04:02	95-47-6	
4-Bromofluorobenzene (S)	94	%	80-120	1		11/17/10 04:02	460-00-4	
Dibromofluoromethane (S)	96	%	80-122	1		11/17/10 04:02	1868-53-7	
1,2-Dichloroethane-d4 (S)	82	%	80-124	1		11/17/10 04:02	17060-07-0	
Toluene-d8 (S)	89	%	80-123	1		11/17/10 04:02	2037-26-5	

Sample: MW-8 Duplicate of MW-7 **Lab ID: 255680003** Collected: 11/08/10 15:00 Received: 11/10/10 09:00 Matrix: Water

Parameters	Results	Units	Report Limit	DF	Prepared	Analyzed	CAS No.	Qual
8260 MSV	Analytical Method: EPA 5030B/8260							
Acetone	ND	ug/L	5.0	1		11/17/10 04:22	67-64-1	
Benzene	ND	ug/L	1.0	1		11/17/10 04:22	71-43-2	
Bromobenzene	ND	ug/L	1.0	1		11/17/10 04:22	108-86-1	
Bromochloromethane	ND	ug/L	1.0	1		11/17/10 04:22	74-97-5	
Bromodichloromethane	ND	ug/L	1.0	1		11/17/10 04:22	75-27-4	
Bromoform	ND	ug/L	1.0	1		11/17/10 04:22	75-25-2	
Bromomethane	ND	ug/L	1.0	1		11/17/10 04:22	74-83-9	
2-Butanone (MEK)	ND	ug/L	5.0	1		11/17/10 04:22	78-93-3	
n-Butylbenzene	ND	ug/L	1.0	1		11/17/10 04:22	104-51-8	
sec-Butylbenzene	ND	ug/L	1.0	1		11/17/10 04:22	135-98-8	
tert-Butylbenzene	ND	ug/L	1.0	1		11/17/10 04:22	98-06-6	
Carbon disulfide	ND	ug/L	1.0	1		11/17/10 04:22	75-15-0	
Carbon tetrachloride	ND	ug/L	1.0	1		11/17/10 04:22	56-23-5	
Chlorobenzene	ND	ug/L	1.0	1		11/17/10 04:22	108-90-7	
Chloroethane	ND	ug/L	1.0	1		11/17/10 04:22	75-00-3	
Chloroform	ND	ug/L	1.0	1		11/17/10 04:22	67-66-3	
Chloromethane	ND	ug/L	1.0	1		11/17/10 04:22	74-87-3	
2-Chlorotoluene	ND	ug/L	1.0	1		11/17/10 04:22	95-49-8	
4-Chlorotoluene	ND	ug/L	1.0	1		11/17/10 04:22	106-43-4	
1,2-Dibromo-3-chloropropane	ND	ug/L	1.0	1		11/17/10 04:22	96-12-8	L2
Dibromochloromethane	ND	ug/L	1.0	1		11/17/10 04:22	124-48-1	
1,2-Dibromoethane (EDB)	ND	ug/L	1.0	1		11/17/10 04:22	106-93-4	
Dibromomethane	ND	ug/L	1.0	1		11/17/10 04:22	74-95-3	
1,2-Dichlorobenzene	ND	ug/L	1.0	1		11/17/10 04:22	95-50-1	
1,3-Dichlorobenzene	ND	ug/L	1.0	1		11/17/10 04:22	541-73-1	
1,4-Dichlorobenzene	ND	ug/L	1.0	1		11/17/10 04:22	106-46-7	
Dichlorodifluoromethane	ND	ug/L	1.0	1		11/17/10 04:22	75-71-8	

This report shall not be reproduced, except in full,
without the written consent of Pace Analytical Services, Inc..

ACCREDITED IN ACCORDANCE WITH nelac

Pace Analytical®
www.pacelabs.com

Pace Analytical Services, Inc.
940 South Harney
Seattle, WA 98108
(206)767-5060

ANALYTICAL RESULTS

Project: Seeking Ford 1167-2
Pace Project No.: 255680

Sample: MW-8 **Lab ID: 255680003** Collected: 11/08/10 15:00 Received: 11/10/10 09:00 Matrix: Water

Parameters	Results	Units	Report Limit	DF	Prepared	Analyzed	CAS No.	Qual
8260 MSV	Analytical Method: EPA 5030B/8260							
1,1-Dichloroethane	ND	ug/L	1.0	1		11/17/10 04:22	75-34-3	
1,2-Dichloroethane	ND	ug/L	1.0	1		11/17/10 04:22	107-06-2	
1,2-Dichloroethene (Total)	ND	ug/L	2.0	1		11/17/10 04:22	540-59-0	
1,1-Dichloroethene	**1.0**	ug/L	1.0	1		11/17/10 04:22	75-35-4	
cis-1,2-Dichloroethene	ND	ug/L	1.0	1		11/17/10 04:22	156-59-2	
trans-1,2-Dichloroethene	ND	ug/L	1.0	1		11/17/10 04:22	156-60-5	
1,2-Dichloropropane	ND	ug/L	1.0	1		11/17/10 04:22	78-87-5	
1,3-Dichloropropane	ND	ug/L	1.0	1		11/17/10 04:22	142-28-9	
2,2-Dichloropropane	ND	ug/L	1.0	1		11/17/10 04:22	594-20-7	
1,1-Dichloropropene	ND	ug/L	1.0	1		11/17/10 04:22	563-58-6	
cis-1,3-Dichloropropene	ND	ug/L	1.0	1		11/17/10 04:22	10061-01-5	
trans-1,3-Dichloropropene	ND	ug/L	1.0	1		11/17/10 04:22	10061-02-6	
Ethylbenzene	ND	ug/L	1.0	1		11/17/10 04:22	100-41-4	
Hexachloro-1,3-butadiene	ND	ug/L	1.0	1		11/17/10 04:22	87-68-3	
2-Hexanone	ND	ug/L	5.0	1		11/17/10 04:22	591-78-6	
Isopropylbenzene (Cumene)	ND	ug/L	1.0	1		11/17/10 04:22	98-82-8	
p-Isopropyltoluene	ND	ug/L	1.0	1		11/17/10 04:22	99-87-6	
Methylene chloride	ND	ug/L	4.0	1		11/17/10 04:22	75-09-2	
4-Methyl-2-pentanone (MIBK)	ND	ug/L	5.0	1		11/17/10 04:22	108-10-1	
Methyl-tert-butyl ether	ND	ug/L	1.0	1		11/17/10 04:22	1634-04-4	
Naphthalene	ND	ug/L	1.0	1		11/17/10 04:22	91-20-3	
n-Propylbenzene	ND	ug/L	1.0	1		11/17/10 04:22	103-65-1	
Styrene	ND	ug/L	1.0	1		11/17/10 04:22	100-42-5	
1,1,1,2-Tetrachloroethane	ND	ug/L	1.0	1		11/17/10 04:22	630-20-6	
1,1,2,2-Tetrachloroethane	ND	ug/L	1.0	1		11/17/10 04:22	79-34-5	
Tetrachloroethene	ND	ug/L	1.0	1		11/17/10 04:22	127-18-4	
Toluene	ND	ug/L	1.0	1		11/17/10 04:22	108-88-3	
1,2,3-Trichlorobenzene	ND	ug/L	1.0	1		11/17/10 04:22	87-61-6	
1,2,4-Trichlorobenzene	ND	ug/L	1.0	1		11/17/10 04:22	120-82-1	
1,1,1-Trichloroethane	ND	ug/L	1.0	1		11/17/10 04:22	71-55-6	
1,1,2-Trichloroethane	ND	ug/L	1.0	1		11/17/10 04:22	79-00-5	
Trichloroethene	ND	ug/L	1.0	1		11/17/10 04:22	79-01-6	
Trichlorofluoromethane	**3.2**	ug/L	1.0	1		11/17/10 04:22	75-69-4	
1,2,3-Trichloropropane	ND	ug/L	1.0	1		11/17/10 04:22	96-18-4	
1,2,4-Trimethylbenzene	ND	ug/L	1.0	1		11/17/10 04:22	95-63-6	
1,3,5-Trimethylbenzene	ND	ug/L	1.0	1		11/17/10 04:22	108-67-8	
Vinyl chloride	ND	ug/L	1.0	1		11/17/10 04:22	75-01-4	
Xylene (Total)	ND	ug/L	3.0	1		11/17/10 04:22	1330-20-7	
m&p-Xylene	ND	ug/L	2.0	1		11/17/10 04:22	179601-23-1	
o-Xylene	ND	ug/L	1.0	1		11/17/10 04:22	95-47-6	
4-Bromofluorobenzene (S)	94	%	80-120	1		11/17/10 04:22	460-00-4	
Dibromofluoromethane (S)	98	%	80-122	1		11/17/10 04:22	1868-53-7	
1,2-Dichloroethane-d4 (S)	87	%	80-124	1		11/17/10 04:22	17060-07-0	
Toluene-d8 (S)	89	%	80-123	1		11/17/10 04:22	2037-26-5	

This report shall not be reproduced, except in full,
without the written consent of Pace Analytical Services, Inc..

ACCREDITED IN ACCORDANCE WITH nelac

Pace Analytical®
www.pacelabs.com

Pace Analytical Services, Inc.
940 South Harney
Seattle, WA 98108
(206)767-5060

ANALYTICAL RESULTS

Project: Seeking Ford 1167-2
Pace Project No.: 255680

Sample: MW-3 **Lab ID: 255680004** Collected: 11/09/10 11:00 Received: 11/10/10 09:00 Matrix: Water

Parameters	Results	Units	Report Limit	DF	Prepared	Analyzed	CAS No.	Qual
8260 MSV	Analytical Method: EPA 5030B/8260							
Acetone	ND	ug/L	5.0	1		11/17/10 19:28	67-64-1	
Benzene	ND	ug/L	1.0	1		11/17/10 19:28	71-43-2	
Bromobenzene	ND	ug/L	1.0	1		11/17/10 19:28	108-86-1	
Bromochloromethane	ND	ug/L	1.0	1		11/17/10 19:28	74-97-5	
Bromodichloromethane	ND	ug/L	1.0	1		11/17/10 19:28	75-27-4	
Bromoform	ND	ug/L	1.0	1		11/17/10 19:28	75-25-2	
Bromomethane	ND	ug/L	1.0	1		11/17/10 19:28	74-83-9	
2-Butanone (MEK)	ND	ug/L	5.0	1		11/17/10 19:28	78-93-3	
n-Butylbenzene	ND	ug/L	1.0	1		11/17/10 19:28	104-51-8	
sec-Butylbenzene	ND	ug/L	1.0	1		11/17/10 19:28	135-98-8	
tert-Butylbenzene	ND	ug/L	1.0	1		11/17/10 19:28	98-06-6	
Carbon disulfide	ND	ug/L	1.0	1		11/17/10 19:28	75-15-0	
Carbon tetrachloride	ND	ug/L	1.0	1		11/17/10 19:28	56-23-5	
Chlorobenzene	ND	ug/L	1.0	1		11/17/10 19:28	108-90-7	
Chloroethane	ND	ug/L	1.0	1		11/17/10 19:28	75-00-3	
Chloroform	ND	ug/L	1.0	1		11/17/10 19:28	67-66-3	
Chloromethane	ND	ug/L	1.0	1		11/17/10 19:28	74-87-3	
2-Chlorotoluene	ND	ug/L	1.0	1		11/17/10 19:28	95-49-8	
4-Chlorotoluene	ND	ug/L	1.0	1		11/17/10 19:28	106-43-4	
1,2-Dibromo-3-chloropropane	ND	ug/L	1.0	1		11/17/10 19:28	96-12-8	L2
Dibromochloromethane	ND	ug/L	1.0	1		11/17/10 19:28	124-48-1	
1,2-Dibromoethane (EDB)	ND	ug/L	1.0	1		11/17/10 19:28	106-93-4	
Dibromomethane	ND	ug/L	1.0	1		11/17/10 19:28	74-95-3	
1,2-Dichlorobenzene	8.9	ug/L	1.0	1		11/17/10 19:28	95-50-1	
1,3-Dichlorobenzene	ND	ug/L	1.0	1		11/17/10 19:28	541-73-1	
1,4-Dichlorobenzene	ND	ug/L	1.0	1		11/17/10 19:28	106-46-7	
Dichlorodifluoromethane	ND	ug/L	1.0	1		11/17/10 19:28	75-71-8	
1,1-Dichloroethane	ND	ug/L	1.0	1		11/17/10 19:28	75-34-3	
1,2-Dichloroethane	ND	ug/L	1.0	1		11/17/10 19:28	107-06-2	
1,2-Dichloroethene (Total)	ND	ug/L	2.0	1		11/17/10 19:28	540-59-0	
1,1-Dichloroethene	ND	ug/L	1.0	1		11/17/10 19:28	75-35-4	
cis-1,2-Dichloroethene	ND	ug/L	1.0	1		11/17/10 19:28	156-59-2	
trans-1,2-Dichloroethene	ND	ug/L	1.0	1		11/17/10 19:28	156-60-5	
1,2-Dichloropropane	ND	ug/L	1.0	1		11/17/10 19:28	78-87-5	
1,3-Dichloropropane	ND	ug/L	1.0	1		11/17/10 19:28	142-28-9	
2,2-Dichloropropane	ND	ug/L	1.0	1		11/17/10 19:28	594-20-7	
1,1-Dichloropropene	ND	ug/L	1.0	1		11/17/10 19:28	563-58-6	
cis-1,3-Dichloropropene	ND	ug/L	1.0	1		11/17/10 19:28	10061-01-5	
trans-1,3-Dichloropropene	ND	ug/L	1.0	1		11/17/10 19:28	10061-02-6	
Ethylbenzene	ND	ug/L	1.0	1		11/17/10 19:28	100-41-4	
Hexachloro-1,3-butadiene	ND	ug/L	1.0	1		11/17/10 19:28	87-68-3	
2-Hexanone	ND	ug/L	5.0	1		11/17/10 19:28	591-78-6	
Isopropylbenzene (Cumene)	ND	ug/L	1.0	1		11/17/10 19:28	98-82-8	
p-Isopropyltoluene	4.0	ug/L	1.0	1		11/17/10 19:28	99-87-6	
Methylene chloride	ND	ug/L	4.0	1		11/17/10 19:28	75-09-2	
4-Methyl-2-pentanone (MIBK)	ND	ug/L	5.0	1		11/17/10 19:28	108-10-1	
Methyl-tert-butyl ether	ND	ug/L	1.0	1		11/17/10 19:28	1634-04-4	

This report shall not be reproduced, except in full,
without the written consent of Pace Analytical Services, Inc.

Pace Analytical®
www.pacelabs.com

Pace Analytical Services, Inc.
940 South Harney
Seattle, WA 98108
(206)767-5060

ANALYTICAL RESULTS

Project: Seeking Ford 1167-2
Pace Project No.: 255680

Sample: MW-3 Lab ID: 255680004 Collected: 11/09/10 11:00 Received: 11/10/10 09:00 Matrix: Water

Parameters	Results	Units	Report Limit	DF	Prepared	Analyzed	CAS No.	Qual
8260 MSV	Analytical Method: EPA 5030B/8260							
Naphthalene	4.0	ug/L	1.0	1		11/17/10 19:28	91-20-3	
n-Propylbenzene	ND	ug/L	1.0	1		11/17/10 19:28	103-65-1	
Styrene	ND	ug/L	1.0	1		11/17/10 19:28	100-42-5	
1,1,1,2-Tetrachloroethane	ND	ug/L	1.0	1		11/17/10 19:28	630-20-6	
1,1,2,2-Tetrachloroethane	ND	ug/L	1.0	1		11/17/10 19:28	79-34-5	
Tetrachloroethene	1.3	ug/L	1.0	1		11/17/10 19:28	127-18-4	
Toluene	ND	ug/L	1.0	1		11/17/10 19:28	108-88-3	
1,2,3-Trichlorobenzene	ND	ug/L	1.0	1		11/17/10 19:28	87-61-6	
1,2,4-Trichlorobenzene	ND	ug/L	1.0	1		11/17/10 19:28	120-82-1	
1,1,1-Trichloroethane	ND	ug/L	1.0	1		11/17/10 19:28	71-55-6	
1,1,2-Trichloroethane	ND	ug/L	1.0	1		11/17/10 19:28	79-00-5	
Trichloroethene	ND	ug/L	1.0	1		11/17/10 19:28	79-01-6	
Trichlorofluoromethane	ND	ug/L	1.0	1		11/17/10 19:28	75-69-4	
1,2,3-Trichloropropane	ND	ug/L	1.0	1		11/17/10 19:28	96-18-4	
1,2,4-Trimethylbenzene	6.1	ug/L	1.0	1		11/17/10 19:28	95-63-6	
1,3,5-Trimethylbenzene	2.4	ug/L	1.0	1		11/17/10 19:28	108-67-8	
Vinyl chloride	ND	ug/L	1.0	1		11/17/10 19:28	75-01-4	
Xylene (Total)	ND	ug/L	3.0	1		11/17/10 19:28	1330-20-7	
m&p-Xylene	ND	ug/L	2.0	1		11/17/10 19:28	179601-23-1	
o-Xylene	ND	ug/L	1.0	1		11/17/10 19:28	95-47-6	
4-Bromofluorobenzene (S)	91	%	80-120	1		11/17/10 19:28	460-00-4	
Dibromofluoromethane (S)	95	%	80-122	1		11/17/10 19:28	1868-53-7	
1,2-Dichloroethane-d4 (S)	83	%	80-124	1		11/17/10 19:28	17060-07-0	
Toluene-d8 (S)	90	%	80-123	1		11/17/10 19:28	2037-26-5	

Sample: MW-2 Lab ID: 255680005 Collected: 11/09/10 12:30 Received: 11/10/10 09:00 Matrix: Water

Parameters	Results	Units	Report Limit	DF	Prepared	Analyzed	CAS No.	Qual
8260 MSV	Analytical Method: EPA 5030B/8260							
Acetone	ND	ug/L	5.0	1		11/17/10 05:02	67-64-1	
Benzene	ND	ug/L	1.0	1		11/17/10 05:02	71-43-2	
Bromobenzene	ND	ug/L	1.0	1		11/17/10 05:02	108-86-1	
Bromochloromethane	ND	ug/L	1.0	1		11/17/10 05:02	74-97-5	
Bromodichloromethane	ND	ug/L	1.0	1		11/17/10 05:02	75-27-4	
Bromoform	ND	ug/L	1.0	1		11/17/10 05:02	75-25-2	
Bromomethane	ND	ug/L	1.0	1		11/17/10 05:02	74-83-9	
2-Butanone (MEK)	ND	ug/L	5.0	1		11/17/10 05:02	78-93-3	
n-Butylbenzene	ND	ug/L	1.0	1		11/17/10 05:02	104-51-8	
sec-Butylbenzene	ND	ug/L	1.0	1		11/17/10 05:02	135-98-8	
tert-Butylbenzene	ND	ug/L	1.0	1		11/17/10 05:02	98-06-6	
Carbon disulfide	ND	ug/L	1.0	1		11/17/10 05:02	75-15-0	
Carbon tetrachloride	ND	ug/L	1.0	1		11/17/10 05:02	56-23-5	
Chlorobenzene	ND	ug/L	1.0	1		11/17/10 05:02	108-90-7	
Chloroethane	ND	ug/L	1.0	1		11/17/10 05:02	75-00-3	
Chloroform	ND	ug/L	1.0	1		11/17/10 05:02	67-66-3	

This report shall not be reproduced, except in full,
without the written consent of Pace Analytical Services, Inc..

ACCREDITED IN ACCORDANCE WITH nelac

Pace Analytical®
www.pacelabs.com

Pace Analytical Services, Inc.
940 South Harney
Seattle, WA 98108
(206)767-5060

ANALYTICAL RESULTS

Project: Seeking Ford 1167-2
Pace Project No.: 255680

Sample: MW-2 **Lab ID: 255680005** Collected: 11/09/10 12:30 Received: 11/10/10 09:00 Matrix: Water

Parameters	Results	Units	Report Limit	DF	Prepared	Analyzed	CAS No.	Qual
8260 MSV	Analytical Method: EPA 5030B/8260							
Chloromethane	ND	ug/L	1.0	1		11/17/10 05:02	74-87-3	
2-Chlorotoluene	ND	ug/L	1.0	1		11/17/10 05:02	95-49-8	
4-Chlorotoluene	ND	ug/L	1.0	1		11/17/10 05:02	106-43-4	
1,2-Dibromo-3-chloropropane	ND	ug/L	1.0	1		11/17/10 05:02	96-12-8	L2
Dibromochloromethane	ND	ug/L	1.0	1		11/17/10 05:02	124-48-1	
1,2-Dibromoethane (EDB)	ND	ug/L	1.0	1		11/17/10 05:02	106-93-4	
Dibromomethane	ND	ug/L	1.0	1		11/17/10 05:02	74-95-3	
1,2-Dichlorobenzene	ND	ug/L	1.0	1		11/17/10 05:02	95-50-1	
1,3-Dichlorobenzene	ND	ug/L	1.0	1		11/17/10 05:02	541-73-1	
1,4-Dichlorobenzene	ND	ug/L	1.0	1		11/17/10 05:02	106-46-7	
Dichlorodifluoromethane	ND	ug/L	1.0	1		11/17/10 05:02	75-71-8	
1,1-Dichloroethane	ND	ug/L	1.0	1		11/17/10 05:02	75-34-3	
1,2-Dichloroethane	ND	ug/L	1.0	1		11/17/10 05:02	107-06-2	
1,2-Dichloroethene (Total)	ND	ug/L	2.0	1		11/17/10 05:02	540-59-0	
1,1-Dichloroethene	ND	ug/L	1.0	1		11/17/10 05:02	75-35-4	
cis-1,2-Dichloroethene	ND	ug/L	1.0	1		11/17/10 05:02	156-59-2	
trans-1,2-Dichloroethene	ND	ug/L	1.0	1		11/17/10 05:02	156-60-5	
1,2-Dichloropropane	ND	ug/L	1.0	1		11/17/10 05:02	78-87-5	
1,3-Dichloropropane	ND	ug/L	1.0	1		11/17/10 05:02	142-28-9	
2,2-Dichloropropane	ND	ug/L	1.0	1		11/17/10 05:02	594-20-7	
1,1-Dichloropropene	ND	ug/L	1.0	1		11/17/10 05:02	563-58-6	
cis-1,3-Dichloropropene	ND	ug/L	1.0	1		11/17/10 05:02	10061-01-5	
trans-1,3-Dichloropropene	ND	ug/L	1.0	1		11/17/10 05:02	10061-02-6	
Ethylbenzene	ND	ug/L	1.0	1		11/17/10 05:02	100-41-4	
Hexachloro-1,3-butadiene	ND	ug/L	1.0	1		11/17/10 05:02	87-68-3	
2-Hexanone	ND	ug/L	5.0	1		11/17/10 05:02	591-78-6	
Isopropylbenzene (Cumene)	ND	ug/L	1.0	1		11/17/10 05:02	98-82-8	
p-Isopropyltoluene	ND	ug/L	1.0	1		11/17/10 05:02	99-87-6	
Methylene chloride	ND	ug/L	4.0	1		11/17/10 05:02	75-09-2	
4-Methyl-2-pentanone (MIBK)	ND	ug/L	5.0	1		11/17/10 05:02	108-10-1	
Methyl-tert-butyl ether	ND	ug/L	1.0	1		11/17/10 05:02	1634-04-4	
Naphthalene	ND	ug/L	1.0	1		11/17/10 05:02	91-20-3	
n-Propylbenzene	ND	ug/L	1.0	1		11/17/10 05:02	103-65-1	
Styrene	ND	ug/L	1.0	1		11/17/10 05:02	100-42-5	
1,1,1,2-Tetrachloroethane	ND	ug/L	1.0	1		11/17/10 05:02	630-20-6	
1,1,2,2-Tetrachloroethane	ND	ug/L	1.0	1		11/17/10 05:02	79-34-5	
Tetrachloroethene	7.0	ug/L	1.0	1		11/17/10 05:02	127-18-4	
Toluene	ND	ug/L	1.0	1		11/17/10 05:02	108-88-3	
1,2,3-Trichlorobenzene	ND	ug/L	1.0	1		11/17/10 05:02	87-61-6	
1,2,4-Trichlorobenzene	ND	ug/L	1.0	1		11/17/10 05:02	120-82-1	
1,1,1-Trichloroethane	11.7	ug/L	1.0	1		11/17/10 05:02	71-55-6	
1,1,2-Trichloroethane	ND	ug/L	1.0	1		11/17/10 05:02	79-00-5	
Trichloroethene	ND	ug/L	1.0	1		11/17/10 05:02	79-01-6	
Trichlorofluoromethane	3.3	ug/L	1.0	1		11/17/10 05:02	75-69-4	
1,2,3-Trichloropropane	ND	ug/L	1.0	1		11/17/10 05:02	96-18-4	
1,2,4-Trimethylbenzene	ND	ug/L	1.0	1		11/17/10 05:02	95-63-6	
1,3,5-Trimethylbenzene	ND	ug/L	1.0	1		11/17/10 05:02	108-67-8	

This report shall not be reproduced, except in full,
without the written consent of Pace Analytical Services, Inc..

ACCREDITED IN ACCORDANCE WITH nelac

Pace Analytical®
www.pacelabs.com

Pace Analytical Services, Inc.
940 South Harney
Seattle, WA 98108
(206)767-5060

ANALYTICAL RESULTS

Project: Seeking Ford 1167-2
Pace Project No.: 255680

Sample: MW-2 **Lab ID: 255680005** Collected: 11/09/10 12:30 Received: 11/10/10 09:00 Matrix: Water

Parameters	Results	Units	Report Limit	DF	Prepared	Analyzed	CAS No.	Qual
8260 MSV	Analytical Method: EPA 5030B/8260							
Vinyl chloride	ND	ug/L	1.0	1		11/17/10 05:02	75-01-4	
Xylene (Total)	ND	ug/L	3.0	1		11/17/10 05:02	1330-20-7	
m&p-Xylene	ND	ug/L	2.0	1		11/17/10 05:02	179601-23-1	
o-Xylene	ND	ug/L	1.0	1		11/17/10 05:02	95-47-6	
4-Bromofluorobenzene (S)	93	%	80-120	1		11/17/10 05:02	460-00-4	
Dibromofluoromethane (S)	93	%	80-122	1		11/17/10 05:02	1868-53-7	
1,2-Dichloroethane-d4 (S)	84	%	80-124	1		11/17/10 05:02	17060-07-0	
Toluene-d8 (S)	89	%	80-123	1		11/17/10 05:02	2037-26-5	

Sample: Trip Blank 8260 **Lab ID: 255680006** Collected: 11/09/10 11:00 Received: 11/10/10 09:00 Matrix: Water

Parameters	Results	Units	Report Limit	DF	Prepared	Analyzed	CAS No.	Qual
8260 MSV	Analytical Method: EPA 5030B/8260							
Acetone	ND	ug/L	5.0	1		11/16/10 22:42	67-64-1	
Benzene	ND	ug/L	1.0	1		11/16/10 22:42	71-43-2	
Bromobenzene	ND	ug/L	1.0	1		11/16/10 22:42	108-86-1	
Bromochloromethane	ND	ug/L	1.0	1		11/16/10 22:42	74-97-5	
Bromodichloromethane	ND	ug/L	1.0	1		11/16/10 22:42	75-27-4	
Bromoform	ND	ug/L	1.0	1		11/16/10 22:42	75-25-2	
Bromomethane	ND	ug/L	1.0	1		11/16/10 22:42	74-83-9	
2-Butanone (MEK)	ND	ug/L	5.0	1		11/16/10 22:42	78-93-3	
n-Butylbenzene	ND	ug/L	1.0	1		11/16/10 22:42	104-51-8	
sec-Butylbenzene	ND	ug/L	1.0	1		11/16/10 22:42	135-98-8	
tert-Butylbenzene	ND	ug/L	1.0	1		11/16/10 22:42	98-06-6	
Carbon disulfide	ND	ug/L	1.0	1		11/16/10 22:42	75-15-0	
Carbon tetrachloride	ND	ug/L	1.0	1		11/16/10 22:42	56-23-5	
Chlorobenzene	ND	ug/L	1.0	1		11/16/10 22:42	108-90-7	
Chloroethane	ND	ug/L	1.0	1		11/16/10 22:42	75-00-3	
Chloroform	ND	ug/L	1.0	1		11/16/10 22:42	67-66-3	
Chloromethane	ND	ug/L	1.0	1		11/16/10 22:42	74-87-3	
2-Chlorotoluene	ND	ug/L	1.0	1		11/16/10 22:42	95-49-8	
4-Chlorotoluene	ND	ug/L	1.0	1		11/16/10 22:42	106-43-4	
1,2-Dibromo-3-chloropropane	ND	ug/L	1.0	1		11/16/10 22:42	96-12-8	L2
Dibromochloromethane	ND	ug/L	1.0	1		11/16/10 22:42	124-48-1	
1,2-Dibromoethane (EDB)	ND	ug/L	1.0	1		11/16/10 22:42	106-93-4	
Dibromomethane	ND	ug/L	1.0	1		11/16/10 22:42	74-95-3	
1,2-Dichlorobenzene	ND	ug/L	1.0	1		11/16/10 22:42	95-50-1	
1,3-Dichlorobenzene	ND	ug/L	1.0	1		11/16/10 22:42	541-73-1	
1,4-Dichlorobenzene	ND	ug/L	1.0	1		11/16/10 22:42	106-46-7	
Dichlorodifluoromethane	ND	ug/L	1.0	1		11/16/10 22:42	75-71-8	
1,1-Dichloroethane	ND	ug/L	1.0	1		11/16/10 22:42	75-34-3	
1,2-Dichloroethane	ND	ug/L	1.0	1		11/16/10 22:42	107-06-2	
1,2-Dichloroethene (Total)	ND	ug/L	2.0	1		11/16/10 22:42	540-59-0	
1,1-Dichloroethene	ND	ug/L	1.0	1		11/16/10 22:42	75-35-4	
cis-1,2-Dichloroethene	ND	ug/L	1.0	1		11/16/10 22:42	156-59-2	

This report shall not be reproduced, except in full,
without the written consent of Pace Analytical Services, Inc..

ACCREDITED IN ACCORDANCE WITH nelac

Pace Analytical®
www.pacelabs.com

Pace Analytical Services, Inc.
940 South Harney
Seattle, WA 98108
(206)767-5060

ANALYTICAL RESULTS

Project: Seeking Ford 1167-2
Pace Project No.: 255680

Sample: Trip Blank 8260 **Lab ID:** 255680006 Collected: 11/09/10 11:00 Received: 11/10/10 09:00 Matrix: Water

Parameters	Results	Units	Report Limit	DF	Prepared	Analyzed	CAS No.	Qual
8260 MSV	Analytical Method: EPA 5030B/8260							
trans-1,2-Dichloroethene	ND	ug/L	1.0	1		11/16/10 22:42	156-60-5	
1,2-Dichloropropane	ND	ug/L	1.0	1		11/16/10 22:42	78-87-5	
1,3-Dichloropropane	ND	ug/L	1.0	1		11/16/10 22:42	142-28-9	
2,2-Dichloropropane	ND	ug/L	1.0	1		11/16/10 22:42	594-20-7	
1,1-Dichloropropene	ND	ug/L	1.0	1		11/16/10 22:42	563-58-6	
cis-1,3-Dichloropropene	ND	ug/L	1.0	1		11/16/10 22:42	10061-01-5	
trans-1,3-Dichloropropene	ND	ug/L	1.0	1		11/16/10 22:42	10061-02-6	
Ethylbenzene	ND	ug/L	1.0	1		11/16/10 22:42	100-41-4	
Hexachloro-1,3-butadiene	ND	ug/L	1.0	1		11/16/10 22:42	87-68-3	
2-Hexanone	ND	ug/L	5.0	1		11/16/10 22:42	591-78-6	
Isopropylbenzene (Cumene)	ND	ug/L	1.0	1		11/16/10 22:42	98-82-8	
p-Isopropyltoluene	ND	ug/L	1.0	1		11/16/10 22:42	99-87-6	
Methylene chloride	21.9	ug/L	4.0	1		11/16/10 22:42	75-09-2	
4-Methyl-2-pentanone (MIBK)	ND	ug/L	5.0	1		11/16/10 22:42	108-10-1	
Methyl-tert-butyl ether	ND	ug/L	1.0	1		11/16/10 22:42	1634-04-4	
Naphthalene	ND	ug/L	1.0	1		11/16/10 22:42	91-20-3	
n-Propylbenzene	ND	ug/L	1.0	1		11/16/10 22:42	103-65-1	
Styrene	ND	ug/L	1.0	1		11/16/10 22:42	100-42-5	
1,1,1,2-Tetrachloroethane	ND	ug/L	1.0	1		11/16/10 22:42	630-20-6	
1,1,2,2-Tetrachloroethane	ND	ug/L	1.0	1		11/16/10 22:42	79-34-5	
Tetrachloroethene	ND	ug/L	1.0	1		11/16/10 22:42	127-18-4	
Toluene	ND	ug/L	1.0	1		11/16/10 22:42	108-88-3	
1,2,3-Trichlorobenzene	ND	ug/L	1.0	1		11/16/10 22:42	87-61-6	
1,2,4-Trichlorobenzene	ND	ug/L	1.0	1		11/16/10 22:42	120-82-1	
1,1,1-Trichloroethane	ND	ug/L	1.0	1		11/16/10 22:42	71-55-6	
1,1,2-Trichloroethane	ND	ug/L	1.0	1		11/16/10 22:42	79-00-5	
Trichloroethene	ND	ug/L	1.0	1		11/16/10 22:42	79-01-6	
Trichlorofluoromethane	ND	ug/L	1.0	1		11/16/10 22:42	75-69-4	
1,2,3-Trichloropropane	ND	ug/L	1.0	1		11/16/10 22:42	96-18-4	
1,2,4-Trimethylbenzene	ND	ug/L	1.0	1		11/16/10 22:42	95-63-6	
1,3,5-Trimethylbenzene	ND	ug/L	1.0	1		11/16/10 22:42	108-67-8	
Vinyl chloride	ND	ug/L	1.0	1		11/16/10 22:42	75-01-4	
Xylene (Total)	ND	ug/L	3.0	1		11/16/10 22:42	1330-20-7	
m&p-Xylene	ND	ug/L	2.0	1		11/16/10 22:42	179601-23-1	
o-Xylene	ND	ug/L	1.0	1		11/16/10 22:42	95-47-6	
4-Bromofluorobenzene (S)	95	%	80-120	1		11/16/10 22:42	460-00-4	
Dibromofluoromethane (S)	92	%	80-122	1		11/16/10 22:42	1868-53-7	
1,2-Dichloroethane-d4 (S)	86	%	80-124	1		11/16/10 22:42	17060-07-0	
Toluene-d8 (S)	91	%	80-123	1		11/16/10 22:42	2037-26-5	

This report shall not be reproduced, except in full,
without the written consent of Pace Analytical Services, Inc..

ACCREDITED IN ACCORDANCE WITH nelac

Pace Analytical®
www.pacelabs.com

Pace Analytical Services, Inc.
940 South Harney
Seattle, WA 98108
(206)767-5060

QUALITY CONTROL DATA

Project: Seeking Ford 1167-2
Pace Project No.: 255680

QC Batch: MSSV/14256
QC Batch Method: EPA 8270
Analysis Method: EPA 8270
Analysis Description: 8270 Water Sulfolane MSSV
Associated Lab Samples: 255680002

METHOD BLANK: 892468
Matrix: Water
Associated Lab Samples: 255680002

Parameter	Units	Blank Result	Reporting Limit	Analyzed	Qualifiers
Sulfolane	ug/L	ND	10.0	11/16/10 23:31	
Sulfolane-d8 (S)	%	93	30-125	11/16/10 23:31	

LABORATORY CONTROL SAMPLE: 892469

Parameter	Units	Spike Conc.	LCS Result	LCS % Rec	% Rec Limits	Qualifiers
Sulfolane	ug/L	200	154	77	30-125	
Sulfolane-d8 (S)	%			102	30-125	

MATRIX SPIKE & MATRIX SPIKE DUPLICATE: 892470 892471

Parameter	Units	255680002 Result	MS Spike Conc.	MSD Spike Conc.	MS Result	MSD Result	MS % Rec	MSD % Rec	% Rec Limits	RPD	Qual
Sulfolane	ug/L	ND	200	200	152	154	76	77	30-125	.7	
Sulfolane-d8 (S)	%						88	101	30-125		

This report shall not be reproduced, except in full,
without the written consent of Pace Analytical Services, Inc..

ACCREDITED IN ACCORDANCE WITH nelac

Pace Analytical®
www.pacelabs.com

Pace Analytical Services, Inc.
940 South Harney
Seattle, WA 98108
(206)767-5060

QUALITY CONTROL DATA

Project: Seeking Ford 1167-2
Pace Project No.: 255680

QC Batch: MSV/3466 Analysis Method: EPA 5030B/8260
QC Batch Method: EPA 5030B/8260 Analysis Description: 8260 MSV Water 10 mL Purge
Associated Lab Samples: 255680001, 255680002, 255680003, 255680005, 255680006

METHOD BLANK: 49771 Matrix: Water
Associated Lab Samples: 255680001, 255680002, 255680003, 255680005, 255680006

Parameter	Units	Blank Result	Reporting Limit	Analyzed	Qualifiers
1,1,1,2-Tetrachloroethane	ug/L	ND	1.0	11/16/10 22:22	
1,1,1-Trichloroethane	ug/L	ND	1.0	11/16/10 22:22	
1,1,2,2-Tetrachloroethane	ug/L	ND	1.0	11/16/10 22:22	
1,1,2-Trichloroethane	ug/L	ND	1.0	11/16/10 22:22	
1,1-Dichloroethane	ug/L	ND	1.0	11/16/10 22:22	
1,1-Dichloroethene	ug/L	ND	1.0	11/16/10 22:22	
1,1-Dichloropropene	ug/L	ND	1.0	11/16/10 22:22	
1,2,3-Trichlorobenzene	ug/L	1.7	1.0	11/16/10 22:22	B- in MB only.
1,2,3-Trichloropropane	ug/L	ND	1.0	11/16/10 22:22	
1,2,4-Trichlorobenzene	ug/L	ND	1.0	11/16/10 22:22	
1,2,4-Trimethylbenzene	ug/L	ND	1.0	11/16/10 22:22	
1,2-Dibromo-3-chloropropane	ug/L	ND	1.0	11/16/10 22:22	
1,2-Dibromoethane (EDB)	ug/L	ND	1.0	11/16/10 22:22	
1,2-Dichlorobenzene	ug/L	ND	1.0	11/16/10 22:22	
1,2-Dichloroethane	ug/L	ND	1.0	11/16/10 22:22	
1,2-Dichloroethene (Total)	ug/L	ND	2.0	11/16/10 22:22	
1,2-Dichloropropane	ug/L	ND	1.0	11/16/10 22:22	
1,3,5-Trimethylbenzene	ug/L	ND	1.0	11/16/10 22:22	
1,3-Dichlorobenzene	ug/L	ND	1.0	11/16/10 22:22	
1,3-Dichloropropane	ug/L	ND	1.0	11/16/10 22:22	
1,4-Dichlorobenzene	ug/L	ND	1.0	11/16/10 22:22	
2,2-Dichloropropane	ug/L	ND	1.0	11/16/10 22:22	
2-Butanone (MEK)	ug/L	ND	5.0	11/16/10 22:22	
2-Chlorotoluene	ug/L	ND	1.0	11/16/10 22:22	
2-Hexanone	ug/L	ND	5.0	11/16/10 22:22	
4-Chlorotoluene	ug/L	ND	1.0	11/16/10 22:22	
4-Methyl-2-pentanone (MIBK)	ug/L	ND	5.0	11/16/10 22:22	
Acetone	ug/L	ND	5.0	11/16/10 22:22	
Benzene	ug/L	ND	1.0	11/16/10 22:22	
Bromobenzene	ug/L	ND	1.0	11/16/10 22:22	
Bromochloromethane	ug/L	ND	1.0	11/16/10 22:22	
Bromodichloromethane	ug/L	ND	1.0	11/16/10 22:22	
Bromoform	ug/L	ND	1.0	11/16/10 22:22	
Bromomethane	ug/L	ND	1.0	11/16/10 22:22	
Carbon disulfide	ug/L	ND	1.0	11/16/10 22:22	
Carbon tetrachloride	ug/L	ND	1.0	11/16/10 22:22	
Chlorobenzene	ug/L	ND	1.0	11/16/10 22:22	
Chloroethane	ug/L	ND	1.0	11/16/10 22:22	
Chloroform	ug/L	ND	1.0	11/16/10 22:22	
Chloromethane	ug/L	ND	1.0	11/16/10 22:22	
cis-1,2-Dichloroethene	ug/L	ND	1.0	11/16/10 22:22	
cis-1,3-Dichloropropene	ug/L	ND	1.0	11/16/10 22:22	
Dibromochloromethane	ug/L	ND	1.0	11/16/10 22:22	

This report shall not be reproduced, except in full,
without the written consent of Pace Analytical Services, Inc..

ACCREDITED IN ACCORDANCE WITH nelac

Pace Analytical®
www.pacelabs.com

Pace Analytical Services, Inc.
940 South Harney
Seattle, WA 98108
(206)767-5060

QUALITY CONTROL DATA

Project: Seeking Ford 1167-2
Pace Project No.: 255680

METHOD BLANK: 49771 Matrix: Water

Associated Lab Samples: 255680001, 255680002, 255680003, 255680005, 255680006

Parameter	Units	Blank Result	Reporting Limit	Analyzed	Qualifiers
Dibromomethane	ug/L	ND	1.0	11/16/10 22:22	
Dichlorodifluoromethane	ug/L	ND	1.0	11/16/10 22:22	
Ethylbenzene	ug/L	ND	1.0	11/16/10 22:22	
Hexachloro-1,3-butadiene	ug/L	ND	1.0	11/16/10 22:22	
Isopropylbenzene (Cumene)	ug/L	ND	1.0	11/16/10 22:22	
m&p-Xylene	ug/L	ND	2.0	11/16/10 22:22	
Methyl-tert-butyl ether	ug/L	ND	1.0	11/16/10 22:22	
Methylene chloride	ug/L	ND	4.0	11/16/10 22:22	
n-Butylbenzene	ug/L	ND	1.0	11/16/10 22:22	
n-Propylbenzene	ug/L	ND	1.0	11/16/10 22:22	
Naphthalene	ug/L	1.3	1.0	11/16/10 22:22	B-
o-Xylene	ug/L	ND	1.0	11/16/10 22:22	
p-Isopropyltoluene	ug/L	ND	1.0	11/16/10 22:22	
sec-Butylbenzene	ug/L	ND	1.0	11/16/10 22:22	
Styrene	ug/L	ND	1.0	11/16/10 22:22	
tert-Butylbenzene	ug/L	ND	1.0	11/16/10 22:22	
Tetrachloroethene	ug/L	ND	1.0	11/16/10 22:22	
Toluene	ug/L	ND	1.0	11/16/10 22:22	
trans-1,2-Dichloroethene	ug/L	ND	1.0	11/16/10 22:22	
trans-1,3-Dichloropropene	ug/L	ND	1.0	11/16/10 22:22	
Trichloroethene	ug/L	ND	1.0	11/16/10 22:22	
Trichlorofluoromethane	ug/L	ND	1.0	11/16/10 22:22	
Vinyl chloride	ug/L	ND	1.0	11/16/10 22:22	
Xylene (Total)	ug/L	ND	3.0	11/16/10 22:22	
1,2-Dichloroethane-d4 (S)	%	84	80-124	11/16/10 22:22	
4-Bromofluorobenzene (S)	%	95	80-120	11/16/10 22:22	
Dibromofluoromethane (S)	%	93	80-122	11/16/10 22:22	
Toluene-d8 (S)	%	90	80-123	11/16/10 22:22	

LABORATORY CONTROL SAMPLE: 49772

Parameter	Units	Spike Conc.	LCS Result	LCS % Rec	% Rec Limits	Qualifiers
1,1,1,2-Tetrachloroethane	ug/L	20	16.4	82	68-131	
1,1,1-Trichloroethane	ug/L	20	18.3	91	74-137	
1,1,2,2-Tetrachloroethane	ug/L	20	18.0	90	72-126	
1,1,2-Trichloroethane	ug/L	20	18.3	92	76-120	
1,1-Dichloroethane	ug/L	20	19.3	97	76-131	
1,1-Dichloroethene	ug/L	20	21.5	107	68-150	
1,1-Dichloropropene	ug/L	20	18.6	93	74-138	
1,2,3-Trichlorobenzene	ug/L	20	13.8	69	60-136	
1,2,3-Trichloropropane	ug/L	20	14.9	74	62-135	
1,2,4-Trichlorobenzene	ug/L	20	15.0	75	62-136	
1,2,4-Trimethylbenzene	ug/L	20	18.0	90	66-132	
1,2-Dibromo-3-chloropropane	ug/L	20	11.4	57	60-123	L0
1,2-Dibromoethane (EDB)	ug/L	20	15.7	78	73-124	

This report shall not be reproduced, except in full,
without the written consent of Pace Analytical Services, Inc..

ACCREDITED IN ACCORDANCE WITH nelac

Pace Analytical®
www.pacelabs.com

Pace Analytical Services, Inc.
940 South Harney
Seattle, WA 98108
(206)767-5060

QUALITY CONTROL DATA

Project: Seeking Ford 1167-2
Pace Project No.: 255680

LABORATORY CONTROL SAMPLE: 49772

Parameter	Units	Spike Conc.	LCS Result	LCS % Rec	% Rec Limits	Qualifiers
1,2-Dichlorobenzene	ug/L	20	16.5	82	75-122	
1,2-Dichloroethane	ug/L	20	16.7	83	78-125	
1,2-Dichloroethene (Total)	ug/L	40	40.2	100	77-136	
1,2-Dichloropropane	ug/L	20	18.1	91	76-121	
1,3,5-Trimethylbenzene	ug/L	20	17.5	88	69-130	
1,3-Dichlorobenzene	ug/L	20	17.3	86	75-122	
1,3-Dichloropropane	ug/L	20	16.8	84	77-120	
1,4-Dichlorobenzene	ug/L	20	16.6	83	78-120	
2,2-Dichloropropane	ug/L	20	18.4	92	46-168	
2-Butanone (MEK)	ug/L	40	33.9	85	55-146	
2-Chlorotoluene	ug/L	20	17.3	87	67-129	
2-Hexanone	ug/L	40	36.3	91	58-136	
4-Chlorotoluene	ug/L	20	17.5	87	75-126	
4-Methyl-2-pentanone (MIBK)	ug/L	40	37.8	95	62-137	
Acetone	ug/L	40	37.0	92	30-180	
Benzene	ug/L	20	18.7	94	76-127	
Bromobenzene	ug/L	20	16.5	83	74-120	
Bromochloromethane	ug/L	20	18.3	92	73-132	
Bromodichloromethane	ug/L	20	16.7	83	74-126	
Bromoform	ug/L	20	13.4	67	64-129	
Bromomethane	ug/L	20	16.4	82	40-164	
Carbon disulfide	ug/L	20	19.8	99	32-158	
Carbon tetrachloride	ug/L	20	17.8	89	68-142	
Chlorobenzene	ug/L	20	17.1	85	78-121	
Chloroethane	ug/L	20	16.0	80	58-151	
Chloroform	ug/L	20	18.2	91	80-125	
Chloromethane	ug/L	20	12.4	62	50-152	
cis-1,2-Dichloroethene	ug/L	20	19.9	99	80-135	
cis-1,3-Dichloropropene	ug/L	20	17.5	87	65-134	
Dibromochloromethane	ug/L	20	14.3	71	71-126	
Dibromomethane	ug/L	20	17.0	85	78-126	
Dichlorodifluoromethane	ug/L	20	7.3	37	18-180	OK
Ethylbenzene	ug/L	20	18.0	90	72-125	
Hexachloro-1,3-butadiene	ug/L	20	15.2	76	60-138	
Isopropylbenzene (Cumene)	ug/L	20	17.2	86	69-135	
m&p-Xylene	ug/L	40	35.8	89	73-126	
Methyl-tert-butyl ether	ug/L	20	19.1	96	58-145	
Methylene chloride	ug/L	20	20.1	101	65-144	
n-Butylbenzene	ug/L	20	17.3	87	66-132	
n-Propylbenzene	ug/L	20	18.1	91	69-131	
Naphthalene	ug/L	20	18.4	92	51-142	
o-Xylene	ug/L	20	17.7	88	73-123	
p-Isopropyltoluene	ug/L	20	17.3	86	67-133	
sec-Butylbenzene	ug/L	20	18.0	90	65-136	
Styrene	ug/L	20	17.6	88	72-128	
tert-Butylbenzene	ug/L	20	15.9	79	61-133	
Tetrachloroethene	ug/L	20	13.1	65	40-164	
Toluene	ug/L	20	17.0	85	69-125	

This report shall not be reproduced, except in full,
without the written consent of Pace Analytical Services, Inc..

ACCREDITED IN ACCORDANCE WITH nelac

Pace Analytical®
www.pacelabs.com

Pace Analytical Services, Inc.
940 South Harney
Seattle, WA 98108
(206)767-5060

QUALITY CONTROL DATA

Project: Seeking Ford 1167-2
Pace Project No.: 255680

LABORATORY CONTROL SAMPLE: 49772

Parameter	Units	Spike Conc.	LCS Result	LCS % Rec	% Rec Limits	Qualifiers
trans-1,2-Dichloroethene	ug/L	20	20.3	101	73-139	
trans-1,3-Dichloropropene	ug/L	20	13.3	67	56-122	
Trichloroethene	ug/L	20	17.4	87	74-127	
Trichlorofluoromethane	ug/L	20	17.4	87	64-154	
Vinyl chloride	ug/L	20	13.7	69	57-147	
Xylene (Total)	ug/L	60	53.5	89	74-124	
1,2-Dichloroethane-d4 (S)	%			83	80-124	
4-Bromofluorobenzene (S)	%			95	80-120	
Dibromofluoromethane (S)	%			95	80-122	
Toluene-d8 (S)	%			91	80-123	

MATRIX SPIKE & MATRIX SPIKE DUPLICATE: 49784 49785

Parameter	Units	255715002 Result	MS Spike Conc.	MSD Spike Conc.	MS Result	MSD Result	MS % Rec	MSD % Rec	% Rec Limits	RPD	Qual
1,1,1,2-Tetrachloroethane	ug/L	ND	20	20	16.4	16.8	82	84	73-126	2	
1,1,1-Trichloroethane	ug/L	ND	20	20	18.3	18.7	92	93	69-135	2	
1,1,2,2-Tetrachloroethane	ug/L	ND	20	20	18.1	18.3	91	91	69-123	.8	
1,1,2-Trichloroethane	ug/L	ND	20	20	18.0	18.4	90	92	76-114	2	
1,1-Dichloroethane	ug/L	ND	20	20	19.7	20.0	98	100	74-124	1	
1,1-Dichloroethene	ug/L	ND	20	20	22.3	22.8	112	114	69-139	2	
1,1-Dichloropropene	ug/L	ND	20	20	19.5	19.3	98	97	77-134	.9	
1,2,3-Trichlorobenzene	ug/L	ND	20	20	15.9	15.5	80	78	63-136	3	
1,2,3-Trichloropropane	ug/L	ND	20	20	14.9	15.4	74	77	66-118	3	
1,2,4-Trichlorobenzene	ug/L	ND	20	20	15.5	15.8	78	79	68-129	2	
1,2,4-Trimethylbenzene	ug/L	ND	20	20	17.8	17.7	89	88	72-126	.2	
1,2-Dibromo-3-chloropropane	ug/L	ND	20	20	11.3	12.0	57	60	64-124	6	M0
1,2-Dibromoethane (EDB)	ug/L	ND	20	20	15.3	16.2	77	81	78-117	6	M1
1,2-Dichlorobenzene	ug/L	ND	20	20	16.9	16.7	84	84	74-118	1	
1,2-Dichloroethane	ug/L	ND	20	20	16.7	16.8	83	84	73-127	1	
1,2-Dichloroethene (Total)	ug/L	ND	40	40	41.4	42.0	103	105	60-140	1	
1,2-Dichloropropane	ug/L	ND	20	20	18.9	18.8	95	94	72-126	.7	
1,3,5-Trimethylbenzene	ug/L	ND	20	20	17.8	18.0	89	90	68-129	1	
1,3-Dichlorobenzene	ug/L	ND	20	20	17.6	17.8	88	89	73-119	1	
1,3-Dichloropropane	ug/L	ND	20	20	16.9	17.5	85	88	74-119	3	
1,4-Dichlorobenzene	ug/L	ND	20	20	17.0	17.4	85	87	73-115	2	
2,2-Dichloropropane	ug/L	ND	20	20	17.5	17.4	87	87	46-157	.3	
2-Butanone (MEK)	ug/L	ND	40	40	33.7	34.8	84	87	65-138	3	
2-Chlorotoluene	ug/L	ND	20	20	17.7	18.1	89	90	68-122	2	
2-Hexanone	ug/L	ND	40	40	34.7	35.2	87	88	60-135	1	
4-Chlorotoluene	ug/L	ND	20	20	18.0	18.1	90	91	70-122	.3	
4-Methyl-2-pentanone (MIBK)	ug/L	ND	40	40	36.9	37.4	92	93	70-135	1	
Acetone	ug/L	ND	40	40	34.6	35.2	87	88	58-146	2	
Benzene	ug/L	ND	20	20	19.2	19.6	96	98	75-124	2	
Bromobenzene	ug/L	ND	20	20	17.2	17.3	86	87	74-116	.6	
Bromochloromethane	ug/L	ND	20	20	18.7	18.9	93	94	75-128	1	
Bromodichloromethane	ug/L	ND	20	20	16.8	17.4	84	87	77-126	4	

Date: 11/23/2010 01:03 PM

REPORT OF LABORATORY ANALYSIS

This report shall not be reproduced, except in full,
without the written consent of Pace Analytical Services, Inc..

Pace Analytical®
www.pacelabs.com

Pace Analytical Services, Inc.
940 South Harney
Seattle, WA 98108
(206)767-5060

QUALITY CONTROL DATA

Project: Seeking Ford 1167-2
Pace Project No.: 255680

MATRIX SPIKE & MATRIX SPIKE DUPLICATE: 49784 49785

Parameter	Units	255715002 Result	MS Spike Conc.	MSD Spike Conc.	MS Result	MSD Result	MS % Rec	MSD % Rec	% Rec Limits	RPD	Qual
Bromoform	ug/L	ND	20	20	13.4	13.6	67	68	61-131	2	
Bromomethane	ug/L	ND	20	20	15.6	16.1	78	81	58-139	3	
Carbon disulfide	ug/L	ND	20	20	20.3	20.8	101	104	39-122	2	
Carbon tetrachloride	ug/L	ND	20	20	17.8	18.2	89	91	67-136	2	
Chlorobenzene	ug/L	ND	20	20	17.3	17.8	86	89	78-115	3	
Chloroethane	ug/L	ND	20	20	16.2	16.6	81	83	58-137	2	
Chloroform	ug/L	ND	20	20	18.1	18.6	90	93	75-124	3	
Chloromethane	ug/L	ND	20	20	12.5	12.5	62	63	50-129	.2	
cis-1,2-Dichloroethene	ug/L	ND	20	20	20.3	20.8	102	104	78-126	2	
cis-1,3-Dichloropropene	ug/L	ND	20	20	18.0	17.6	90	88	78-159	2	
Dibromochloromethane	ug/L	ND	20	20	14.5	14.9	73	74	81-125	3	M1
Dibromomethane	ug/L	ND	20	20	16.7	17.4	84	87	75-124	4	
Dichlorodifluoromethane	ug/L	ND	20	20	6.9	6.8	35	34	30-140	1	
Ethylbenzene	ug/L	ND	20	20	18.2	18.6	91	93	76-124	2	
Hexachloro-1,3-butadiene	ug/L	ND	20	20	16.7	17.0	83	85	55-132	2	
Isopropylbenzene (Cumene)	ug/L	ND	20	20	17.7	17.9	88	90	73-127	2	
m&p-Xylene	ug/L		40	40	36.3	36.9	91	92	75-124	2	
Methyl-tert-butyl ether	ug/L	ND	20	20	18.5	19.1	92	95	72-130	3	
Methylene chloride	ug/L	ND	20	20	18.8	19.5	94	97	69-124	3	
n-Butylbenzene	ug/L	ND	20	20	17.9	18.3	89	91	65-131	2	
n-Propylbenzene	ug/L	ND	20	20	19.0	19.1	95	96	69-129	.5	
Naphthalene	ug/L	ND	20	20	15.1	15.2	75	76	69-135	.8	
o-Xylene	ug/L		20	20	18.0	18.1	90	91	76-121	.5	
p-Isopropyltoluene	ug/L	ND	20	20	18.1	18.2	90	91	69-133	.7	
sec-Butylbenzene	ug/L	ND	20	20	18.9	19.0	94	95	67-132	.5	
Styrene	ug/L	ND	20	20	17.7	18.1	88	90	76-121	2	
tert-Butylbenzene	ug/L	ND	20	20	16.4	16.8	82	84	66-132	2	
Tetrachloroethene	ug/L	ND	20	20	13.6	14.1	68	71	70-127	4	M1
Toluene	ug/L	ND	20	20	17.7	17.9	88	89	75-124	1	
trans-1,2-Dichloroethene	ug/L	ND	20	20	21.1	21.2	105	106	72-129	.7	
trans-1,3-Dichloropropene	ug/L	ND	20	20	13.7	13.4	69	67	69-122	2	M1
Trichloroethene	ug/L	ND	20	20	18.1	18.6	90	93	78-124	3	
Trichlorofluoromethane	ug/L	ND	20	20	17.6	17.8	88	89	60-147	1	
Vinyl chloride	ug/L	ND	20	20	14.3	14.2	72	71	56-136	.4	
Xylene (Total)	ug/L	ND	60	60	54.4	55.0	91	92	76-123	1	
1,2-Dichloroethane-d4 (S)	%						82	82	80-124		
4-Bromofluorobenzene (S)	%						95	94	80-120		
Dibromofluoromethane (S)	%						94	95	80-122		
Toluene-d8 (S)	%						92	91	80-123		

This report shall not be reproduced, except in full,
without the written consent of Pace Analytical Services, Inc..

ACCREDITED IN ACCORDANCE WITH nelac

Pace Analytical®
www.pacelabs.com

Pace Analytical Services, Inc.
940 South Harney
Seattle, WA 98108
(206)767-5060

QUALITY CONTROL DATA

Project: Seeking Ford 1167-2
Pace Project No.: 255680

QC Batch: MSV/3469
QC Batch Method: EPA 5030B/8260
Associated Lab Samples: 255680004

Analysis Method: EPA 5030B/8260
Analysis Description: 8260 MSV Water 10 mL Purge

METHOD BLANK: 49788
Associated Lab Samples: 255680004

Matrix: Water

Parameter	Units	Blank Result	Reporting Limit	Analyzed	Qualifiers
1,1,1,2-Tetrachloroethane	ug/L	ND	1.0	11/17/10 11:34	
1,1,1-Trichloroethane	ug/L	ND	1.0	11/17/10 11:34	
1,1,2,2-Tetrachloroethane	ug/L	ND	1.0	11/17/10 11:34	
1,1,2-Trichloroethane	ug/L	ND	1.0	11/17/10 11:34	
1,1-Dichloroethane	ug/L	ND	1.0	11/17/10 11:34	
1,1-Dichloroethene	ug/L	ND	1.0	11/17/10 11:34	
1,1-Dichloropropene	ug/L	ND	1.0	11/17/10 11:34	
1,2,3-Trichlorobenzene	ug/L	ND	1.0	11/17/10 11:34	
1,2,3-Trichloropropane	ug/L	ND	1.0	11/17/10 11:34	
1,2,4-Trichlorobenzene	ug/L	ND	1.0	11/17/10 11:34	
1,2,4-Trimethylbenzene	ug/L	ND	1.0	11/17/10 11:34	
1,2-Dibromo-3-chloropropane	ug/L	ND	1.0	11/17/10 11:34	
1,2-Dibromoethane (EDB)	ug/L	ND	1.0	11/17/10 11:34	
1,2-Dichlorobenzene	ug/L	ND	1.0	11/17/10 11:34	
1,2-Dichloroethane	ug/L	ND	1.0	11/17/10 11:34	
1,2-Dichloroethene (Total)	ug/L	ND	2.0	11/17/10 11:34	
1,2-Dichloropropane	ug/L	ND	1.0	11/17/10 11:34	
1,3,5-Trimethylbenzene	ug/L	ND	1.0	11/17/10 11:34	
1,3-Dichlorobenzene	ug/L	ND	1.0	11/17/10 11:34	
1,3-Dichloropropane	ug/L	ND	1.0	11/17/10 11:34	
1,4-Dichlorobenzene	ug/L	ND	1.0	11/17/10 11:34	
2,2-Dichloropropane	ug/L	ND	1.0	11/17/10 11:34	
2-Butanone (MEK)	ug/L	ND	5.0	11/17/10 11:34	
2-Chlorotoluene	ug/L	ND	1.0	11/17/10 11:34	
2-Hexanone	ug/L	ND	5.0	11/17/10 11:34	
4-Chlorotoluene	ug/L	ND	1.0	11/17/10 11:34	
4-Methyl-2-pentanone (MIBK)	ug/L	ND	5.0	11/17/10 11:34	
Acetone	ug/L	ND	5.0	11/17/10 11:34	
Benzene	ug/L	ND	1.0	11/17/10 11:34	
Bromobenzene	ug/L	ND	1.0	11/17/10 11:34	
Bromochloromethane	ug/L	ND	1.0	11/17/10 11:34	
Bromodichloromethane	ug/L	ND	1.0	11/17/10 11:34	
Bromoform	ug/L	ND	1.0	11/17/10 11:34	
Bromomethane	ug/L	ND	1.0	11/17/10 11:34	
Carbon disulfide	ug/L	ND	1.0	11/17/10 11:34	
Carbon tetrachloride	ug/L	ND	1.0	11/17/10 11:34	
Chlorobenzene	ug/L	ND	1.0	11/17/10 11:34	
Chloroethane	ug/L	ND	1.0	11/17/10 11:34	
Chloroform	ug/L	ND	1.0	11/17/10 11:34	
Chloromethane	ug/L	ND	1.0	11/17/10 11:34	
cis-1,2-Dichloroethene	ug/L	ND	1.0	11/17/10 11:34	
cis-1,3-Dichloropropene	ug/L	ND	1.0	11/17/10 11:34	
Dibromochloromethane	ug/L	ND	1.0	11/17/10 11:34	

This report shall not be reproduced, except in full,
without the written consent of Pace Analytical Services, Inc..

ACCREDITED IN ACCORDANCE WITH nelac

Pace Analytical®
www.pacelabs.com

Pace Analytical Services, Inc.
940 South Harney
Seattle, WA 98108
(206)767-5060

QUALITY CONTROL DATA

Project: Seeking Ford 1167-2
Pace Project No.: 255680

METHOD BLANK: 49788 Matrix: Water
Associated Lab Samples: 255680004

Parameter	Units	Blank Result	Reporting Limit	Analyzed	Qualifiers
Dibromomethane	ug/L	ND	1.0	11/17/10 11:34	
Dichlorodifluoromethane	ug/L	ND	1.0	11/17/10 11:34	
Ethylbenzene	ug/L	ND	1.0	11/17/10 11:34	
Hexachloro-1,3-butadiene	ug/L	ND	1.0	11/17/10 11:34	
Isopropylbenzene (Cumene)	ug/L	ND	1.0	11/17/10 11:34	
m&p-Xylene	ug/L	ND	2.0	11/17/10 11:34	
Methyl-tert-butyl ether	ug/L	ND	1.0	11/17/10 11:34	
Methylene chloride	ug/L	ND	4.0	11/17/10 11:34	
n-Butylbenzene	ug/L	ND	1.0	11/17/10 11:34	
n-Propylbenzene	ug/L	ND	1.0	11/17/10 11:34	
Naphthalene	ug/L	ND	1.0	11/17/10 11:34	
o-Xylene	ug/L	ND	1.0	11/17/10 11:34	
p-Isopropyltoluene	ug/L	ND	1.0	11/17/10 11:34	
sec-Butylbenzene	ug/L	ND	1.0	11/17/10 11:34	
Styrene	ug/L	ND	1.0	11/17/10 11:34	
tert-Butylbenzene	ug/L	ND	1.0	11/17/10 11:34	
Tetrachloroethene	ug/L	ND	1.0	11/17/10 11:34	
Toluene	ug/L	ND	1.0	11/17/10 11:34	
trans-1,2-Dichloroethene	ug/L	ND	1.0	11/17/10 11:34	
trans-1,3-Dichloropropene	ug/L	ND	1.0	11/17/10 11:34	
Trichloroethene	ug/L	ND	1.0	11/17/10 11:34	
Trichlorofluoromethane	ug/L	ND	1.0	11/17/10 11:34	
Vinyl chloride	ug/L	ND	1.0	11/17/10 11:34	
Xylene (Total)	ug/L	ND	3.0	11/17/10 11:34	
1,2-Dichloroethane-d4 (S)	%	86	80-124	11/17/10 11:34	
4-Bromofluorobenzene (S)	%	91	80-120	11/17/10 11:34	
Dibromofluoromethane (S)	%	95	80-122	11/17/10 11:34	
Toluene-d8 (S)	%	90	80-123	11/17/10 11:34	

LABORATORY CONTROL SAMPLE: 49789

Parameter	Units	Spike Conc.	LCS Result	LCS % Rec	% Rec Limits	Qualifiers
1,1,1,2-Tetrachloroethane	ug/L	20	16.7	83	68-131	
1,1,1-Trichloroethane	ug/L	20	20.0	100	74-137	
1,1,2,2-Tetrachloroethane	ug/L	20	17.8	89	72-126	
1,1,2-Trichloroethane	ug/L	20	18.6	93	76-120	
1,1-Dichloroethane	ug/L	20	21.5	107	76-131	
1,1-Dichloroethene	ug/L	20	24.5	123	68-150	
1,1-Dichloropropene	ug/L	20	20.8	104	74-138	
1,2,3-Trichlorobenzene	ug/L	20	13.5	67	60-136	
1,2,3-Trichloropropane	ug/L	20	15.6	78	62-135	
1,2,4-Trichlorobenzene	ug/L	20	15.5	77	62-136	
1,2,4-Trimethylbenzene	ug/L	20	18.7	93	66-132	
1,2-Dibromo-3-chloropropane	ug/L	20	11.1	56	60-123	L0
1,2-Dibromoethane (EDB)	ug/L	20	15.7	79	73-124	

This report shall not be reproduced, except in full,
without the written consent of Pace Analytical Services, Inc..

ACCREDITED IN ACCORDANCE WITH nelac

Pace Analytical®
www.pacelabs.com

Pace Analytical Services, Inc.
940 South Harney
Seattle, WA 98108
(206)767-5060

QUALITY CONTROL DATA

Project: Seeking Ford 1167-2
Pace Project No.: 255680

LABORATORY CONTROL SAMPLE: 49789

Parameter	Units	Spike Conc.	LCS Result	LCS % Rec	% Rec Limits	Qualifiers
1,2-Dichlorobenzene	ug/L	20	17.4	87	75-122	
1,2-Dichloroethane	ug/L	20	17.6	88	78-125	
1,2-Dichloroethene (Total)	ug/L	40	44.9	112	77-136	
1,2-Dichloropropane	ug/L	20	19.9	100	76-121	
1,3,5-Trimethylbenzene	ug/L	20	18.8	94	69-130	
1,3-Dichlorobenzene	ug/L	20	18.2	91	75-122	
1,3-Dichloropropane	ug/L	20	17.6	88	77-120	
1,4-Dichlorobenzene	ug/L	20	17.9	89	78-120	
2,2-Dichloropropane	ug/L	20	19.8	99	46-168	
2-Butanone (MEK)	ug/L	40	36.4	91	55-146	
2-Chlorotoluene	ug/L	20	18.8	94	67-129	
2-Hexanone	ug/L	40	34.8	87	58-136	
4-Chlorotoluene	ug/L	20	19.0	95	75-126	
4-Methyl-2-pentanone (MIBK)	ug/L	40	38.4	96	62-137	
Acetone	ug/L	40	33.4	83	30-180	
Benzene	ug/L	20	20.7	103	76-127	
Bromobenzene	ug/L	20	17.7	88	74-120	
Bromochloromethane	ug/L	20	19.7	99	73-132	
Bromodichloromethane	ug/L	20	18.2	91	74-126	
Bromoform	ug/L	20	12.8	64	64-129	
Bromomethane	ug/L	20	22.6	113	40-164	
Carbon disulfide	ug/L	20	22.2	111	32-158	
Carbon tetrachloride	ug/L	20	19.1	95	68-142	
Chlorobenzene	ug/L	20	17.9	90	78-121	
Chloroethane	ug/L	20	21.8	109	58-151	
Chloroform	ug/L	20	19.9	99	80-125	
Chloromethane	ug/L	20	23.4	117	50-152	
cis-1,2-Dichloroethene	ug/L	20	22.2	111	80-135	
cis-1,3-Dichloropropene	ug/L	20	19.1	95	65-134	
Dibromochloromethane	ug/L	20	14.6	73	71-126	
Dibromomethane	ug/L	20	17.8	89	78-126	
Dichlorodifluoromethane	ug/L	20	23.1	115	18-180	
Ethylbenzene	ug/L	20	18.9	95	72-125	
Hexachloro-1,3-butadiene	ug/L	20	17.1	85	60-138	
Isopropylbenzene (Cumene)	ug/L	20	18.0	90	69-135	
m&p-Xylene	ug/L	40	37.4	93	73-126	
Methyl-tert-butyl ether	ug/L	20	19.6	98	58-145	
Methylene chloride	ug/L	20	20.8	104	65-144	
n-Butylbenzene	ug/L	20	18.6	93	66-132	
n-Propylbenzene	ug/L	20	19.9	100	69-131	
Naphthalene	ug/L	20	14.1	71	51-142	
o-Xylene	ug/L	20	18.1	91	73-123	
p-Isopropyltoluene	ug/L	20	18.9	94	67-133	
sec-Butylbenzene	ug/L	20	19.7	98	65-136	
Styrene	ug/L	20	18.6	93	72-128	
tert-Butylbenzene	ug/L	20	17.3	86	61-133	
Tetrachloroethene	ug/L	20	13.9	70	40-164	
Toluene	ug/L	20	18.1	90	69-125	

This report shall not be reproduced, except in full,
without the written consent of Pace Analytical Services, Inc..

ACCREDITED IN ACCORDANCE WITH nelac

Pace Analytical
www.pacelabs.com

Pace Analytical Services, Inc.
940 South Harney
Seattle, WA 98108
(206)767-5060

QUALITY CONTROL DATA

Project: Seeking Ford 1167-2
Pace Project No.: 255680

LABORATORY CONTROL SAMPLE: 49789

Parameter	Units	Spike Conc.	LCS Result	LCS % Rec	% Rec Limits	Qualifiers
trans-1,2-Dichloroethene	ug/L	20	22.8	114	73-139	
trans-1,3-Dichloropropene	ug/L	20	13.4	67	56-122	
Trichloroethene	ug/L	20	19.7	99	74-127	
Trichlorofluoromethane	ug/L	20	22.6	113	64-154	
Vinyl chloride	ug/L	20	23.5	118	57-147	
Xylene (Total)	ug/L	60	55.5	92	74-124	
1,2-Dichloroethane-d4 (S)	%			83	80-124	
4-Bromofluorobenzene (S)	%			95	80-120	
Dibromofluoromethane (S)	%			97	80-122	
Toluene-d8 (S)	%			88	80-123	

MATRIX SPIKE & MATRIX SPIKE DUPLICATE: 49968 49969

Parameter	Units	255709002 Result	MS Spike Conc.	MSD Spike Conc.	MS Result	MSD Result	MS % Rec	MSD % Rec	% Rec Limits	RPD	Qual
1,1,1,2-Tetrachloroethane	ug/L	ND	20	20	17.3	18.4	86	92	73-126	6	
1,1,1-Trichloroethane	ug/L	ND	20	20	19.6	21.6	98	108	69-135	10	
1,1,2,2-Tetrachloroethane	ug/L	ND	20	20	18.2	20.1	91	100	69-123	10	
1,1,2-Trichloroethane	ug/L	ND	20	20	18.2	20.5	91	103	76-114	12	
1,1-Dichloroethane	ug/L	ND	20	20	21.1	22.8	106	114	74-124	8	
1,1-Dichloroethene	ug/L	ND	20	20	23.9	25.7	119	128	69-139	7	
1,1-Dichloropropene	ug/L	ND	20	20	20.3	22.9	101	114	77-134	12	
1,2,3-Trichlorobenzene	ug/L	ND	20	20	13.4	17.2	67	86	63-136	25	
1,2,3-Trichloropropane	ug/L	ND	20	20	15.1	17.0	76	85	66-118	12	
1,2,4-Trichlorobenzene	ug/L	ND	20	20	15.5	17.8	77	89	68-129	14	
1,2,4-Trimethylbenzene	ug/L	ND	20	20	18.8	20.2	94	101	72-126	7	
1,2-Dibromo-3-chloropropane	ug/L	ND	20	20	11.7	13.4	58	67	64-124	14	M0
1,2-Dibromoethane (EDB)	ug/L	ND	20	20	15.9	17.6	79	88	78-117	10	
1,2-Dichlorobenzene	ug/L	ND	20	20	17.5	19.0	87	95	74-118	8	
1,2-Dichloroethane	ug/L	ND	20	20	16.9	18.6	84	93	73-127	10	
1,2-Dichloroethene (Total)	ug/L	ND	40	40	44.3	47.6	111	119	60-140	7	
1,2-Dichloropropane	ug/L	ND	20	20	19.3	21.5	97	107	72-126	10	
1,3,5-Trimethylbenzene	ug/L	ND	20	20	18.9	20.4	95	102	68-129	7	
1,3-Dichlorobenzene	ug/L	ND	20	20	18.4	20.2	92	101	73-119	9	
1,3-Dichloropropane	ug/L	ND	20	20	17.7	19.6	88	98	74-119	11	
1,4-Dichlorobenzene	ug/L	ND	20	20	17.9	19.1	90	95	73-115	6	
2,2-Dichloropropane	ug/L	ND	20	20	20.4	22.0	102	110	46-157	8	
2-Butanone (MEK)	ug/L	ND	40	40	33.0	36.1	82	90	65-138	9	
2-Chlorotoluene	ug/L	ND	20	20	19.1	20.5	95	102	68-122	7	
2-Hexanone	ug/L	ND	40	40	34.8	36.9	87	92	60-135	6	
4-Chlorotoluene	ug/L	ND	20	20	19.2	20.6	96	103	70-122	7	
4-Methyl-2-pentanone (MIBK)	ug/L	ND	40	40	36.0	42.2	90	105	70-135	16	
Acetone	ug/L	ND	40	40	32.7	37.1	82	93	58-146	12	
Benzene	ug/L	ND	20	20	20.4	22.2	102	111	75-124	8	
Bromobenzene	ug/L	ND	20	20	17.9	19.4	89	97	74-116	8	
Bromochloromethane	ug/L	ND	20	20	19.3	21.2	97	106	75-128	9	
Bromodichloromethane	ug/L	ND	20	20	17.5	19.6	87	98	77-126	11	

This report shall not be reproduced, except in full,
without the written consent of Pace Analytical Services, Inc..

ACCREDITED IN ACCORDANCE WITH nelac

Pace Analytical®
www.pacelabs.com

Pace Analytical Services, Inc.
940 South Harney
Seattle, WA 98108
(206)767-5060

QUALITY CONTROL DATA

Project: Seeking Ford 1167-2
Pace Project No.: 255680

MATRIX SPIKE & MATRIX SPIKE DUPLICATE: 49968 49969

Parameter	Units	255709002 Result	MS Spike Conc.	MSD Spike Conc.	MS Result	MSD Result	MS % Rec	MSD % Rec	% Rec Limits	RPD	Qual
Bromoform	ug/L	ND	20	20	13.1	14.8	65	74	61-131	12	
Bromomethane	ug/L	ND	20	20	14.9	16.2	74	81	58-139	9	
Carbon disulfide	ug/L	ND	20	20	21.7	23.7	109	119	39-122	9	
Carbon tetrachloride	ug/L	ND	20	20	19.4	21.4	97	107	67-136	10	
Chlorobenzene	ug/L	ND	20	20	18.3	20.4	91	102	78-115	11	
Chloroethane	ug/L	ND	20	20	15.3	16.4	76	82	58-137	7	
Chloroform	ug/L	ND	20	20	19.2	21.1	96	106	75-124	9	
Chloromethane	ug/L	ND	20	20	10.8	11.5	54	57	50-129	6	
cis-1,2-Dichloroethene	ug/L	ND	20	20	21.8	23.3	109	117	78-126	7	
cis-1,3-Dichloropropene	ug/L	ND	20	20	19.1	21.0	96	105	78-159	9	
Dibromochloromethane	ug/L	ND	20	20	15.1	16.6	75	83	81-125	9	M1
Dibromomethane	ug/L	ND	20	20	17.6	18.7	88	94	75-124	6	
Dichlorodifluoromethane	ug/L	ND	20	20	4.8	5.3	24	27	30-140	11	M1
Ethylbenzene	ug/L	ND	20	20	19.1	21.0	96	105	76-124	10	
Hexachloro-1,3-butadiene	ug/L	ND	20	20	17.6	19.8	88	99	55-132	12	
Isopropylbenzene (Cumene)	ug/L	ND	20	20	18.4	20.1	92	100	73-127	9	
m&p-Xylene	ug/L		40	40	38.2	41.7	95	104	75-124	9	
Methyl-tert-butyl ether	ug/L	ND	20	20	18.9	21.0	95	105	72-130	10	
Methylene chloride	ug/L	ND	20	20	20.2	22.6	101	113	69-124	11	
n-Butylbenzene	ug/L	ND	20	20	19.1	21.1	96	105	65-131	10	
n-Propylbenzene	ug/L	ND	20	20	20.3	21.7	101	109	69-129	7	
Naphthalene	ug/L	ND	20	20	14.1	16.2	70	81	69-135	14	
o-Xylene	ug/L		20	20	18.6	20.3	93	101	76-121	8	
p-Isopropyltoluene	ug/L	ND	20	20	19.1	20.7	96	104	69-133	8	
sec-Butylbenzene	ug/L	ND	20	20	20.0	21.6	100	108	67-132	8	
Styrene	ug/L	ND	20	20	.56J	1.5	3	8	76-121		M1
tert-Butylbenzene	ug/L	ND	20	20	17.6	18.9	88	95	66-132	7	
Tetrachloroethene	ug/L	ND	20	20	14.2	15.8	71	79	70-127	10	
Toluene	ug/L	ND	20	20	18.4	20.4	92	102	75-124	10	
trans-1,2-Dichloroethene	ug/L	ND	20	20	22.5	24.3	112	121	72-129	8	
trans-1,3-Dichloropropene	ug/L	ND	20	20	13.9	15.5	69	78	69-122	11	
Trichloroethene	ug/L	ND	20	20	19.0	21.0	95	105	78-124	10	
Trichlorofluoromethane	ug/L	ND	20	20	16.5	18.6	83	93	60-147	12	
Vinyl chloride	ug/L	ND	20	20	12.6	13.7	63	68	56-136	8	
Xylene (Total)	ug/L	ND	60	60	56.8	62.0	95	103	76-123	9	
1,2-Dichloroethane-d4 (S)	%						81	81	80-124		
4-Bromofluorobenzene (S)	%						94	95	80-120		
Dibromofluoromethane (S)	%						94	93	80-122		
Toluene-d8 (S)	%						90	90	80-123		

This report shall not be reproduced, except in full,
without the written consent of Pace Analytical Services, Inc..

ACCREDITED IN ACCORDANCE WITH nelac

Pace Analytical®
www.pacelabs.com

Pace Analytical Services, Inc.
940 South Harney
Seattle, WA 98108
(206)767-5060

QUALIFIERS

Project: Seeking Ford 1167-2
Pace Project No.: 255680

DEFINITIONS

DF - Dilution Factor, if reported, represents the factor applied to the reported data due to changes in sample preparation, dilution of the sample aliquot, or moisture content.

ND - Not Detected at or above adjusted reporting limit.

J - Estimated concentration above the adjusted method detection limit and below the adjusted reporting limit.

MDL - Adjusted Method Detection Limit.

S - Surrogate

1,2-Diphenylhydrazine (8270 listed analyte) decomposes to Azobenzene.

Consistent with EPA guidelines, unrounded data are displayed and have been used to calculate % recovery and RPD values.

LCS(D) - Laboratory Control Sample (Duplicate)

MS(D) - Matrix Spike (Duplicate)

DUP - Sample Duplicate

RPD - Relative Percent Difference

N-Nitrosodiphenylamine decomposes and cannot be separated from Diphenylamine using Method 8270. The result reported for each analyte is a combined concentration.

Pace Analytical is NELAP accredited. Contact your Pace PM for the current list of accredited analytes.

LABORATORIES

PASI-M	Pace Analytical Services - Minneapolis
PASI-S	Pace Analytical Services - Seattle

ANALYTE QUALIFIERS

B-	Analyte detected in method blank but was not detected in the associated samples.
L0	Analyte recovery in the laboratory control sample (LCS) was outside QC limits.
L2	Analyte recovery in the laboratory control sample (LCS) was below QC limits. Results for this analyte in associated samples may be biased low.
M0	Matrix spike recovery and/or matrix spike duplicate recovery was outside laboratory control limits.
M1	Matrix spike recovery exceeded QC limits. Batch accepted based on laboratory control sample (LCS) recovery.

This report shall not be reproduced, except in full,
without the written consent of Pace Analytical Services, Inc..

ACCREDITED IN ACCORDANCE WITH nelac

Pace Analytical®
www.pacelabs.com

Pace Analytical Services, Inc.
940 South Harney
Seattle, WA 98108
(206)767-5060

QUALITY CONTROL DATA CROSS REFERENCE TABLE

Project: Seeking Ford 1167-2
Pace Project No.: 255680

Lab ID	Sample ID	QC Batch Method	QC Batch	Analytical Method	Analytical Batch
255680002	MW-7	EPA 8270	MSSV/14256	EPA 8270	MSSV/6047
255680001	MW-6	EPA 5030B/8260	MSV/3466		
255680002	MW-7	EPA 5030B/8260	MSV/3466		
255680003	MW-8	EPA 5030B/8260	MSV/3466		
255680004	MW-3	EPA 5030B/8260	MSV/3469		
255680005	MW-2	EPA 5030B/8260	MSV/3466		
255680006	Trip Blank 8260	EPA 5030B/8260	MSV/3466		

This report shall not be reproduced, except in full,
without the written consent of Pace Analytical Services, Inc..

ACCREDITED IN ACCORDANCE WITH nelac

Sample Condition Upon Receipt

Pace Analytical

Client Name: Alaska Analytical Project # 255680

Courier: ☐ Fed Ex ☐ UPS ☐ USPS ☐ Client ☐ Commercial ☑ Pace Other _____

Tracking #: 43070424

Custody Seal on Cooler/Box Present: ☑ Yes ☐ No Seals intact: ☑ Yes ☐ No

Packing Material: ☑ Bubble Wrap ☐ Bubble Bags ☐ None ☐ Other _____ Temp. Blank Yes / No

Thermometer Used 132013 or 01731962 or 226099 Type of Ice: Wet Blue None ☐ Samples on ice, cooling process has begun

Cooler Temperature 0.4c Biological Tissue Is Frozen: Yes No

Temp should be above freezing ≤ 6°C

Date and Initials of person examining contents: 11/10/10 CW

Comments:

Chain of Custody Present:	☑Yes ☐No ☐N/A	1.
Chain of Custody Filled Out:	☑Yes ☐No ☐N/A	2.
Chain of Custody Relinquished:	☑Yes ☐No ☐N/A	3.
Sampler Name & Signature on COC:	☐Yes ☑No ☐N/A	4.
Samples Arrived within Hold Time:	☑Yes ☐No ☐N/A	5.
Short Hold Time Analysis (<72hr):	☑Yes ☐No ☐N/A	6. Sulfolane
Rush Turn Around Time Requested:	☐Yes ☑No ☐N/A	7.
Sufficient Volume:	☑Yes ☐No ☐N/A	8.
Correct Containers Used:	☑Yes ☐No ☐N/A	9. all the VOAs are not pace provided.
-Pace Containers Used:	☑Yes ☑No ☐N/A	
Containers Intact:	☑Yes ☐No ☐N/A	10.
Filtered volume received for Dissolved tests	☐Yes ☐No ☑N/A	11.
Sample Labels match COC:	☑Yes ☐No ☐N/A	12.
-Includes date/time/ID/Analysis Matrix: Water		
All containers needing preservation have been checked.	☐Yes ☐No ☑N/A	13.
All containers needing preservation are found to be in compliance with EPA recommendation.	☐Yes ☐No ☑N/A	
Exceptions: VOA, coliform, TOC, O&G		Initial when completed / Lot # of added preservative
Samples checked for dechlorination:	☐Yes ☐No ☑N/A	14.
Headspace in VOA Vials (>6mm):	☑Yes ☐No ☐N/A	15. 2/3 has bubbles for MW-7 the unpreserved was.
Trip Blanks Present:	☑Yes ☐No ☐N/A	16.
Trip Blank Custody Seals Present	☑Yes ☐No ☐N/A	
Pace Trip Blank Lot # (if purchased): _____		

Client Notification/ Resolution: Field Data Required? Y / N

Person Contacted: _____ Date/Time: _____

Comments/ Resolution: _____

Project Manager Review: RSM Date: 11/10/10

Note: Whenever there is a discrepancy affecting North Carolina compliance samples, a copy of this form will be sent to the North Carolina DEHNR Certification Office (i.e out of hold, incorrect preservative, out of temp, incorrect containers)

255680

CHAIN OF CUSTODY RECORD

COC ID:	PAGE: 1	OF: 1

Project: Seekins Ford 1167-02

ADDRESS
Alaska Analytical Laboratory
1956 Richardson Highway
North Pole, Alaska 99705
TEL: (907) 488-1271
FAX: (907) 488-0772
Website: www.alaska-analytical.com

Please Include Email Address of Report Recipient Whenever Possible!!!

SUB CONTRATOR: Pace Analytical COMPANY: Pace Analytical Services
ADDRESS: 940 S. Harney Street
CITY, STATE, ZIP: Seattle, WA 98108-2744
PHONE: (206) 767-5060 FAX: (206) 767-5063
ACCOUNT #: EMAIL: Please Use

SPECIAL INSTRUCTIONS / COMMENTS:
Please analyze these samples on a standard TAT. After analysis, the samples do not need to be returned and can be disposed per your standard laboratory practices. Thank you!
22000
Line 7 (Sulfolane) & Line 8 (8260)

ITEM #	(AA SAMPLE ID)	CLIENT SAMPLE ID	BOTTLE TYPE	MATRIX	DATE COLLECTED	NUMBER OF CONTAINERS	COMMENTS: Methanol Preserved Weights HOT Sample Notation, Additional Sample Description.
1	1011007-001C	MW-6	VOCHCL	Water	11/8/2010 1:25:00 PM	3	
	SW8260B FULL LIST						
2	1011007-002C	MW-7	VOCHCL	Water	11/8/2010 2:30:00 PM	1	
	SW8260B FULL LIST						
3	1011007-002D	MW-7	VOCHCL	Water	11/8/2010 2:30:00 PM	3	7 day holdtime - SAMPLE TAKEN 1118!
	SW8270 Sulfolane						
4	1011007-003C	MW-8	VOCHCL	Water	11/8/2010 3:00:00 PM	1	
	SW8260B FULL LIST						
5	1011007-004C	MW-3	VOCHCL	Water	11/9/2010 11:00:00 AM	3	
	SW8260B FULL LIST						
6	1011007-005C	MW-2	VOCHCL	Water	11/9/2010 12:30:00 PM	3	
	SW8260B FULL LIST						
7	1011007-007A	TRIP BLANK 8260	VOCHCL	Water	11/9/2010 11:00:00 AM	3	
	SW8260B FULL LIST						

Relinquished By:	Date:	Time:	Received By:	Date:	Time:
Kelly Robinson	11/9/10	14:30	Chris Weaver	111010	0900
Relinquished By:	Date:	Time:	Received By:	Date:	Time:
Relinquished By:	Date:	Time:	Received By:	Date:	Time:

TAT: Standard ☑ RUSH Next BD ☐ 2nd BD ☐ 3rd BD ☐
Note: RUSH requests will incur surcharges!

REPORT TRANSMITTAL DESIRED:
☐ HARDCOPY (extra cost) ☐ FAX ☑ EMAIL ☐ ONLINE

FOR LAB USE ONLY
Temp of samples 0.4 °C Attempt to Cool ? _____
Comments: _____

Sample Container Count

CLIENT: Alaska Analytical

COC PAGE 1 of 1

COC ID#

Pace Analytical

255680

Sample Line Item	VG9H	AG1H	AG1U	BG1H	BP1U	BP2U	BP3U	BP2N	BP2S	WGFU	WGKU	VG9U			Comments
1	3														
2	↓														
3												3			
4	3														
5	↓														
6															
7	↓														
8															
9															
10															
11															
12															Trip Blank? Yes

AG1H	1 liter HCL amber glass		BP2S	500mL H2SO4 plastic		JGFU	4oz unpreserved amber wide
AG1U	1liter unpreserved amber glass		BP2U	500mL unpreserved plastic		R	terra core kit
AG2S	500mL H2SO4 amber glass		BP2Z	500mL NaOH, Zn Ac		U	Summa Can
AG2U	500mL unpreserved amber glass		BP3C	250mL NaOH plastic		VG9H	40mL HCL clear vial
AG3S	250mL H2SO4 amber glass		BP3N	250mL HNO3 plastic		VG9T	40mL Na Thio. clear vial
BG1H	1 liter HCL clear glass		BP3S	250mL H2SO4 plastic		VG9U	40mL unpreserved clear vial
BG1U	1 liter unpreserved glass		BP3U	250mL unpreserved plastic		VG9W	40mL glass vial preweighted (EPA 5035)
BP1N	1 liter HNO3 plastic		DG9B	40mL Na Bisulfate amber vial		VSG	Headspace septa vial & HCL
BP1S	1 liter H2SO4 plastic		DG9H	40mL HCL amber voa vial		WGFU	4oz clear soil jar
BP1U	1 liter unpreserved plastic		DG9M	40mL MeOH clear vial		WGFX	4oz wide jar w/hexane wipe
BP1Z	1 liter NaOH, Zn, Ac		DG9T	40mL Na Thio amber vial		ZPLC	Ziploc Bag
BP2N	500mL HNO3 plastic		DG9U	40mL unpreserved amber vial			
BP2O	500mL NaOH plastic		I	Wipe/Swab			

Laboratory Data Review Checklist

Completed by: Melissa S. Shippey

Title: Staff Scientist

Date: November 30, 2010

CS Report Name: Seekins-Ford

Report Date: November 23, 2010

Consultant Firm: Travis/Peterson Environmental Consulting, Inc.

Laboratory Name: Pace Analytical Laboratory

Laboratory Report Number: 255680

ADEC File Number: 100.26.131

ADEC RecKey Number:

1. Laboratory

   a. Did an ADEC CS approved laboratory receive and perform all of the submitted sample analyses?

      ◉ Yes ○ No Comments:

   b. If the samples were transferred to another "network" laboratory or sub-contracted to an alternate laboratory, was the laboratory performing the analyses ADEC CS approved?

      ○ Yes ◉ No Comments:

2. Chain of Custody (COC)

   a. COC information completed, signed, and dated (including released/received by)?

      ◉ Yes ○ No Comments:

b. Correct analyses requested?

◉ Yes ○ No Comments:

3. Laboratory Sample Receipt Documentation

a. Sample/cooler temperature documented and within range at receipt (4° ± 2° C)?

○ Yes ◉ No Comments:

Temp documented at 0.4 degrees C upon receipt at Pace.

b. Sample preservation acceptable – acidified waters, Methanol preserved VOC soil (GRO, BTEX, Volatile Chlorinated Solvents, etc.)?

◉ Yes ○ No Comments:

All voa vials used to collectVOC samples were amber 40mL vials containing HCl preservative and they each had a custody seal on them. These vials were provided by Alaska Analytical Laboratory. The three voa vials used to collect the Sulfolane sample were clear glass vials with no preservative and headspace is allowed in these bottles. Notes written by Pace personnel on the SCUR form indicate headspace was present in these sulfolane vials. This is not a sample quality problem.

c. Sample condition documented – broken, leaking (Methanol), zero headspace (VOC vials)?

◉ Yes ○ No Comments:

Good condition.

d. If there were any discrepancies, were they documented? For example, incorrect sample containers/preservation, sample temperature outside of acceptable range, insufficient or missing samples, etc.?

◉ Yes ○ No Comments:

See above and Sample Condition Form in lab report.

e. Data quality or usability affected? Explain.

Comments:

N/A

4. Case Narrative

a. Present and understandable?

◉ Yes ○ No Comments:

b. Discrepancies, errors or QC failures identified by the lab?

◉ Yes ○ No Comments:

c. Were all corrective actions documented?

◉ Yes ○ No Comments:

No corrective action--matrix effect.

d. What is the effect on data quality/usability according to the case narrative?

Comments:

Matrix effect.

5. Samples Results

a. Correct analyses performed/reported as requested on COC?

◉ Yes ○ No Comments:

b. All applicable holding times met?

◉ Yes ○ No Comments:

c. All soils reported on a dry weight basis?

○ Yes ○ No Comments:

N/A

d. Are the reported PQLs less than the Cleanup Level or the minimum required detection level for the project?

◉ Yes ○ No Comments:

e. Data quality or usability affected? Explain.

Comments:

N/A

6. QC Samples

a. Method Blank

i. One method blank reported per matrix, analysis and 20 samples?

◉ Yes ○ No Comments:

ii. All method blank results less than PQL?

◉ Yes ○ No Comments:

iii. If above PQL, what samples are affected?

Comments:

N/A

iv. Do the affected sample(s) have data flags? If so, are the data flags clearly defined?

○ Yes ○ No Comments:

N/A

v. Data quality or usability affected? Explain.

Comments:

N/A

b. Laboratory Control Sample/Duplicate (LCS/LCSD)

i. Organics – One LCS/LCSD reported per matrix, analysis and 20 samples? (LCS/LCSD required per AK methods, LCS required per SW846)

◉ Yes ○ No Comments:

Pace Laboratory runs a method blank per analysis type, an LCS, and an MS/MSD as the total set of QC samples on each sample batch. The LCS for sulfolane had a 77% recovery which was within recovery limits. The MS/MSD for sulfolane had an RPD of 0.7% which was good. The Method blank for sulfolane was non-detect.

The Method Blank results for VOC analysis indicates almost all of the compounds in the 8260 were non detect except for a few that were detected only in the method blank and not in the field sample. They were coded with a B- to show that they only occurred in the MB. The LCS for VOC 8260 had good results with only one compound that recovered slightly below the acceptance range at 57% recovery, the range being 60 to 123 for the compound 1,2-dibromo-3-chloropropane. This result was coded L0.

The MS/MSD analysis for VOC 8260 had good recoveries except again for 1,2-dibromo-3-chloropropane, and 1,2-dibromoethane (EDB) which were both coded as M0 and M1 respectively. Dibromochloromethane had 73 and 74% recoveries respectively and the sample was coded as M1. Tetrachloroethene had recoveries at 68 and 71% respectively and the result was coded M1. trans-1,3-dichloropropene had 69 and 67 % recoveries and the result was coded M1.

M1 - indicates matrix spike recovery exceeds QC limits. batch accepted based upon LCS recovery, however TPECI personnel noted that the MS/MSD % recoveries were actually below QC limits in most cases and only slightly below acceptance limits.

M0 - indicates matrix spike recovery was outside lab control limits.

B- indicates the analyte was detected in method blank but was not detected in the associated field samples.

L0 - indicates analyte recovery in the LCS was outside QC limits.
L2 - indicates analyte recovery in the LCS was below QC limits. results for this analyte in associated samples may be biased low.

TPECI did not note any associated samples that had detections of the parameters that were biased low.

Based upon review of all the QC data associated with the Pace report there were multiple sets of method blank, LCS, and MS/MSD samples analyzed/associated with this 8260 batch. None of the recoveries that were outside control limits on these QC samples appear to have any bias or impact to the asociated field samples.

ii. Metals/Inorganics – one LCS and one sample duplicate reported per matrix, analysis and 20 samples?

○ Yes ◉ No Comments:

N/A

iii. Accuracy – All percent recoveries (%R) reported and within method or laboratory limits? And project specified DQOs, if applicable. (AK Petroleum methods: AK101 60%-120%, AK102 75%-125%, AK103 60%-120%; all other analyses see the laboratory QC pages)

◉ Yes ○ No Comments:

Most %recoveries were within acceptance criteria. Some were just below the acceptance limits. See discussion on QC samples in item number 6b.

iv. Precision – All relative percent differences (RPD) reported and less than method or laboratory limits? And project specified DQOs, if applicable. RPD reported from LCS/LCSD, MS/MSD, and or sample/sample duplicate. (AK Petroleum methods 20%; all other analyses see the laboratory QC pages)

◉ Yes ○ No Comments:

Some were below acceptance criteria - most were within acceptance criteria.

v. If %R or RPD is outside of acceptable limits, what samples are affected?

Comments:

none of the field samples appear to be affected since the compounds with low recoveries were not detected in the field samples.

vi. Do the affected sample(s) have data flags? If so, are the data flags clearly defined?

◉ Yes ○ No Comments:

L0, L2, M1, and M0, and B-

vii. Data quality or usability affected? Explain.

Comments:

see above.

c. Surrogates – Organics Only

i. Are surrogate recoveries reported for organic analyses – field, QC and laboratory samples?

◉ Yes ○ No Comments:

ii. Accuracy – All percent recoveries (%R) reported and within method or laboratory limits? And project specified DQOs, if applicable. (AK Petroleum methods 50-150 %R; all other analyses see the laboratory report pages)

○ Yes ◉ No Comments:

All surrogate recoveries were good for field samples.

iii. Do the sample results with failed surrogate recoveries have data flags? If so, are the data flags clearly defined?

○ Yes ◉ No Comments:

N/A

iv. Data quality or usability affected? Explain.

Comments:

Data usability assumed to be good.

d. Trip blank – Volatile analyses only (GRO, BTEX, Volatile Chlorinated Solvents, etc.): Water and Soil

i. One trip blank reported per matrix, analysis and cooler?

◉ Yes ○ No Comments:

ii. All results less than PQL?

○ Yes ◉ No Comments:

methylene chloride was detected at 21.9 ug/L. This is a lab contaminant and was not detected in any of the field samples.

iii. If above PQL, what samples are affected?

Comments:

None

iv. Data quality or usability affected? Explain.

Comments:

No effect

e. Field Duplicate

i. One field duplicate submitted per matrix, analysis and 10 project samples?

◉ Yes ○ No Comments:

MW-7 primary and MW-8 duplicate

ii. Submitted blind to lab?

◉ Yes ○ No Comments:

iii. Precision – All relative percent differences (RPD) less than specified DQOs? (Recommended: 30% water, 50% soil)

$$\text{RPD (\%)} = \text{Absolute value of: } \frac{(R_1 - R_2)}{((R_1 + R_2)/2)} \times 100$$

Where R_1 = Sample Concentration
R_2 = Field Duplicate Concentration

◉ Yes ○ No Comments:

Trichlorfluoromethane was detected in both the primary and duplicate sample from MW-7. the RPD for this contaminant was 11.7%. No other common compounds were detected in both samples.

iv. Data quality or usability affected? Explain.

Comments:

N/A.

f. Decontamination or Equipment Blank (if applicable)

○ Yes ○ No ◉ Not Applicable

i. All results less than PQL?

○ Yes ○ No Comments:

N/A

ii. If above PQL, what samples are affected?

Comments:

N/A

iii. Data quality or usability affected? Explain.

Comments:

N/A

7. Other Data Flags/Qualifiers (ACOE, AFCEE, Lab Specific, etc.)

a. Defined and appropriate?

○ Yes ○ No Comments:

N/A