Speedway Store 5325
(Former Tesoro 2 Go Mart #52)
ADEC File #2265.26.006

October 2021 Annual GWM Event Report

Prepared For

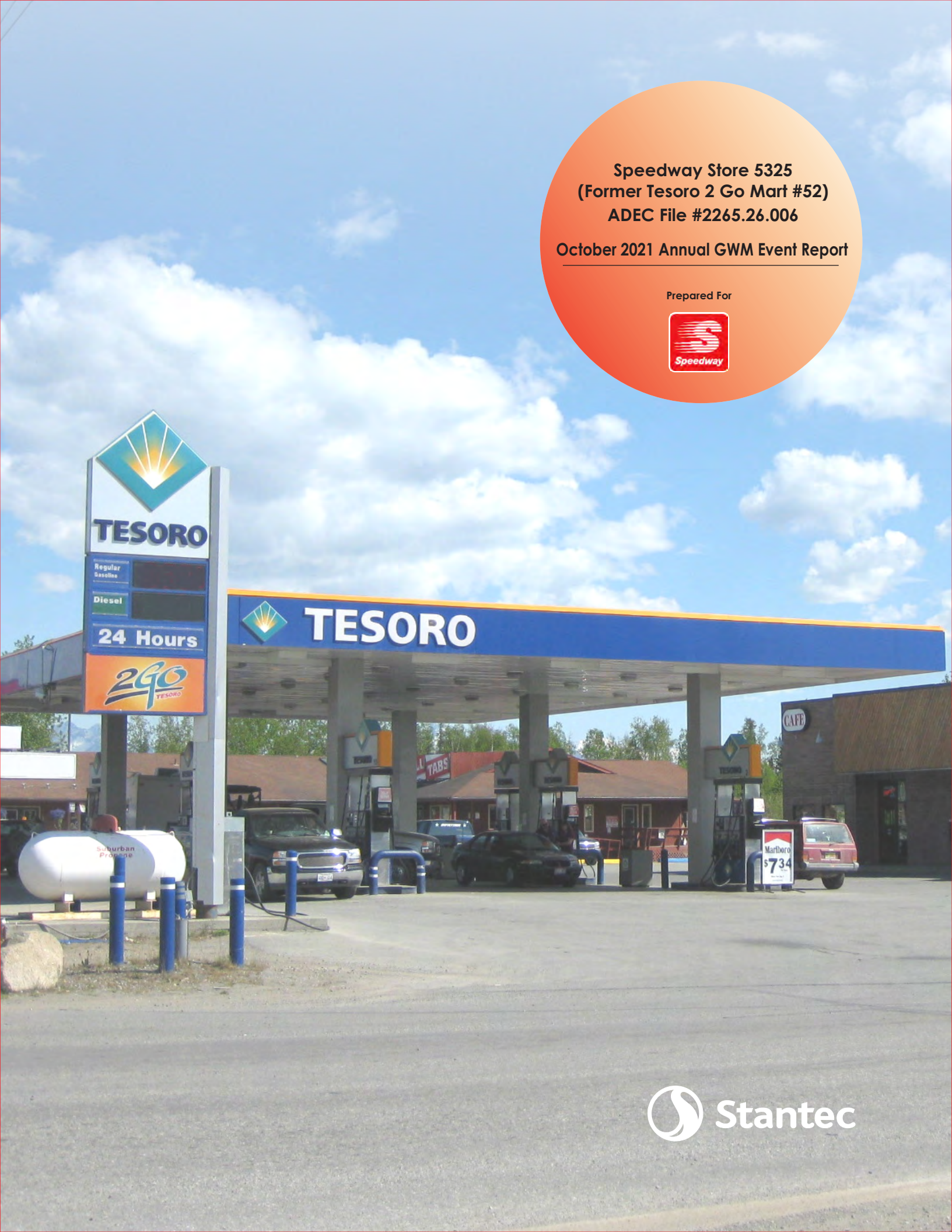

Stantec

TABLE OF CONTENTS

ACRONYMS AND ABBREVIATIONS II
1.0 EXECUTIVE SUMMARY 1
2.0 SITE BACKGROUND 2
3.0 FIELD ACTIVITIES 2
4.0 GROUNDWATER MONITORING RESULTS 3
4.1 GROUNDWATER ELEVATIONS 3
4.2 FIELD PARAMETERS 3
4.3 GROUNDWATER SAMPLE ANALYTICAL RESULTS 4
4.4 QUALITY ASSURANCE (QA)/QUALITY CONTROL (QC) REVIEW 6
5.0 REMEDIATION SYSTEM 7
6.0 DISCUSSION OF FINDINGS 8
6.1 GROUNDWATER HYDRAULIC CHARACTERISTICS 8
6.2 GROUNDWATER QUALITY 8
6.3 REMEDIATION SYSTEM 8
7.0 CONCLUSIONS AND RECOMMENDATIONS 9
8.0 LIMITATIONS 9

LIST OF TABLES

Table 1 Groundwater Elevations 3
Table 2 Field Parameters 4
Table 3a Groundwater Analytical Results for BTEX, GRO, and DRO 5
Table 3b Groundwater Analytical Results for Napthalene, Trimethylbenzene (TMB), and Sodium 6
Table 4 Laboratory Quality Control Objectives 7

LIST OF FIGURES

Figure 1 Location and Vicinity Map
Figure 2 Site Plan with Groundwater Analytical Results
Figure 3 Remediation System Layout

APPENDICES

Appendix A Site Background
Appendix B Field Methods and Procedures

Appendix C Field Measurements and Notes, and Groundwater Elevation Contours
Appendix D Tables of Historical Monitoring Data
Appendix E PACE Laboratory Analytical Report and ADEC Laboratory Data Review Checklist

ACRONYMS AND ABBREVIATIONS

ADEC	Alaska Department of Environmental Conservation
AK	Alaska Test Method
BTEX	Benzene, Toluene, Ethylbenzene, and Xylenes
DO	dissolved oxygen
DRO	diesel range organics
Chemox	chemical oxidation
CAP	corrective action plan
EPA	U.S. Environmental Protection Agency
gpm	gallons per minute
GRO	gasoline range organics
GCL	groundwater cleanup level
mg/L	milligrams per liter
mV	millivolts
ORP	oxidation-reduction potential
PQL	practical quantitation limit
QA	quality assurance
QC	quality control
RDL	reported detection limit
SIM	selective ion method
SC	specific conductance
Stantec	Stantec Consulting Services Inc.
RDL	reported detection limit
Tesoro	Tesoro Refining & Marketing Company
TMB	Trimethylbenzene
μS/cm°C	microSiemens per centimeter ^{o}C
VOC	volatile organic compounds
VSC	vapor stripping and circulation

1.0 EXECUTIVE SUMMARY

This fourth quarter 2021 Monitoring Event Report was prepared by Stantec Consulting Services Inc. (Stantec) on behalf of Speedway, LLC for Speedway Store 5325 (formerly Tesoro 2 Go Mart #52), located at 7172 West Parks Highway, Wasilla, Alaska (**Figure 1**). The methods used for this monitoring event were conducted in accordance with the Alaska Department of Environmental Conservation (ADEC) approved 2021 Corrective Action Plan (CAP) for this site. The 2021 CAP work plan tasks are summarized in **Appendix B**.

This monitoring event was conducted on October 13, 2021, by Stantec environmental staff who included: John Marshall, Environmental Scientist, and Patrick Schmidt, Environmental Scientist. The monitoring event included the following tasks:

- Measured depth to groundwater
- Measured field intrinsic water quality parameters in groundwater monitoring wells
- Checked operation of the in-situ remediation system
- Collected and analyzed groundwater samples from Monitoring Wells G-1, G-2, G-3, G-4, G-5, G-7, MW 16-2, a Duplicate sample of MW 16-2, and Remediation Well RW 16-1 - sample locations shown on **Figure 2**.
- Collected and analyzed drinking water samples from nearby on-site drinking water wells located in Runion Subdivision from the following lots: Lots 1 & 2, Lot 4 and Lot 5.

Results of the analytical sampling showed petroleum hydrocarbon contaminant concentrations exceeded the groundwater cleanup levels (GCLs) for the following monitoring well:

- Remediation Well RW 16-1: Benzene, ethylbenzene, xylenes, gasoline range organics (GRO), diesel range organics (DRO), 1,2,4-Trimethylbenzene (TMB), and 1,3,5-TMB. In addition, the lab's reported detection limit (RDL) for naphthalene was above the GCL.

The average groundwater gradient across the site was calculated with the Surfer ® program to be 0.008 feet per foot to the south-southeast at approximately 171 degrees, as shown in **Figure 2**. This is consistent with historical groundwater gradient and direction of flow data.

Analytical results showed no evidence of volatile organic compounds (VOC) or DRO in the on-site and nearby drinking water wells serving the following properties: Runion Subdivision Lots 1 and 2, Runion Subdivision Lot 4, and Runion Subdivision Lot 5.

During this monitoring event, the on-site groundwater remediation system, consisting of a vapor stripping and circulation (VSC) system (see **Figure 3**) was inspected to determine operational condition. The VSC compressor that operates the air-lift well was operational upon arriving at the site. The air-lift well discharges at an approximate rate of 1 to 2 gallons per minute (gpm) into MW G-1.

The remediation event on October 13th, 2021, consisted of a chemical oxidation (chemox) injection of 110 pounds of Klozur One® product combined with 110 gallons of potable water from Speedway store's exterior water spigot into each of the two injection wells (RW 20-1 and RW 20-

2) that are shown on **Figure 2**. A total of 220 pounds in 220 gallons of chemox/water solution was injected into the ground via the site injection wells RW 20-1 and RW 20-2. After injection of the chemox solution, the chemox solution was hydraulically "pushed" further into the formation by injecting over 200 gallons of potable water into each injection wells.

2.0 SITE BACKGROUND

Background information for this site is summarized in **Appendix A**.

3.0 FIELD ACTIVITIES

The following field activities were completed during the fourth quarter 2021 groundwater monitoring event:

- Measured the depth to groundwater in monitoring wells G-1, G-2, G-3, G-4, G-5, G-7, MW16-2 and remediation well RW16-1.
- Measured the following intrinsic water quality parameters in all wells sampled: temperature, pH, oxidation-reduction potential (ORP), and specific conductance (SC). Dissolved oxygen (DO) could not be measured due to instrument malfunction.
- Checked the operation of the VSC/air-lift well treatment system.
- Collected groundwater samples from monitoring wells G-1, G-2, G-3, G-4, G-5, G-7, MW16-2, and remediation well RW16-1 and submitted them for laboratory analysis for the following: GRO by Alaska Test Method AK101; DRO by AK102; VOCs by U.S. Environmental Protection Agency (EPA) Test Method 8260C; hydrocarbon associated semi-VOCs by EPA Method 8270D-SIM; and sodium by Metals (ICP) by Method 6010C.
- Collected representative drinking water samples from the on-site and nearby drinking water wells located in Runion Subdivision from the following lots: Lots 1 & 2, Lot 4 and Lot 5. The water samples were analyzed for DRO and VOCs by EPA Method 524.2.

Field methods and procedures are provided in **Appendix B** and field measurements and notes are provided in **Appendix C**.

4.0 GROUNDWATER MONITORING RESULTS

4.1 GROUNDWATER ELEVATIONS

Table 1 presents groundwater elevations at this site based on the depths to static groundwater levels measured during this monitoring event.

Table 1 Groundwater Elevations
Measured on October 13, 2021

Monitoring Well Identification	Top of Casing Elevation[1] (feet)	Depth to Water (feet btoc)	Groundwater Elevation (feet)
G-1[2]	99.29	NM	NC
G-2	99.25	30.96	68.29
G-3	99.11	31.74	67.37
G-4	98.28	31.46	66.82
G-5	101.41	34.55	66.86
G-7	99.61	32.79	66.82
RW 16-1	99.43	31.73	67.70
MW 16-2	99.21	31.66	67.55

Key:
1 – G-1, G-2, G-3, G-4, G-5, G-7, RW16-1, and MW16-2 surveyed in July 2021. Elevations are presented in respect to a local benchmark with 100-foot datum.
btoc – below top of casing.
2- G-1 receives flow from the VSC air-lift well so the depth to the water level was not measured.
NM – Not measured.
NC – Not calculated.

Based on the Surfer® computer modeling results, the average hydraulic gradient across the site was calculated to be 0.008 feet per foot to the south-southeast at approximately 171 degrees. A Surfer® generated plot of the groundwater hydraulic flow lines is provided in **Appendix C**. Groundwater gradients and bearings from the past 10 monitoring events are presented in the "rose diagram" on **Figure 2**. The 4th quarter monitoring result is consistent with historical groundwater gradient and direction of flow data.

4.2 FIELD PARAMETERS

Temperature, pH, ORP, and specific conductance (SC) were measured following purging of the sampled wells. Dissolved oxygen (DO) could not be measured due to instrument malfunction. Monitoring and remediation wells were purged of three well volumes or until purged dry and allowed to recharge prior to sampling. Results of water quality parameter testing are presented in **Table 2**.

Table 2 Field Parameters
Measured on October 13, 2021

Monitoring Well Identification	Purged Volume (gallons)	Temp. (°C)	pH	DO (mg/L)	ORP (mV)	SC (µs/cm°C)
G-1	NA	6.3	6.97	NM	242.6	742.8
G-2	8.5	4.7	6.16	NM	210.9	524.0
G-3	17.0	5.4	7.26	NM	264.7	537.3
G-4	3.0	5.3	6.32	NM	186.8	669.6
G-5	3.5	4.8	6.57	NM	175.9	705.0
G-7	4.5	5.9	5.23	NM	182.9	263.3
RW16-1	3.0	4.9	6.85	NM	257.3	1535.0
MW16-2	4.2	5.7	7.36	NM	275.9	887.0

Key:
°C – degrees Celsius
µS/cm°C – microSiemens per centimeter °C
DO – dissolved oxygen
mg/L – milligrams/liter
mV – millivolts
NA – not applicable
ORP – oxidation-reduction potential
pH – -log [H^+]
SC – specific conductance
Temp. – temperature
NM – not measured

Measurements of pH for this monitoring event are consistent with those of past monitoring events except for specific conductance as described below. ORP levels appear to be higher than in past monitoring events. ORP measurements ranged from 175.9 mV to 275.9 mV during this event compared to 123.5 mV to 162.8 mV in the third quarter of 2021 and 98.5 mV to 127.7 mV in the fourth quarter of 2020.

Specific conductance also appears to be higher than during previous monitoring events. Specific conductance measurements ranged from 263.3 µs/cm°C to 1535.0 µs/cm°C during this monitoring event compared to 337.2 µs/cm°C to 567.6 µs/cm°C in the third quarter of 2021 and 219.6 µs/cm°C to 513.1 µs/cm°C in the fourth quarter of 2020. Of particular note is the specific conductance of 1535 µs/cm°C at RW16-1 during this monitoring event compared to 553.5 µs/cm°C at RW16-1 during the third quarter 2021 event. The increased specific conductance measurements may be associated with the increased effect from the chemox injection process, i.e., increase in sodium concentrations.

A typewritten copy of the sampler's field measurements and notes are provided as a worksheet in **Appendix C**.

4.3 GROUNDWATER SAMPLE ANALYTICAL RESULTS

Pace Analytical Laboratory performed all analysis of groundwater samples for this sampling event. Historical monitoring data for the active wells scheduled to be monitored in the 2021 Corrective Action Plan for this site are presented in **Appendix D**. Historical data for all other inactive wells shown on the site plan (**Figure 2**) have been reported in previous monitoring reports and can be made available if needed. Laboratory analytical results are summarized in **Table 3.** The laboratory analytical report is provided in **Appendix E**.

Monitoring Wells G-1, G-2, G-3, G-4, G-5, G-7, and MW 16-2, as well as remediation well RW 16-1 were sampled in accordance with the 2021 CAP. Wells containing petroleum related contaminant concentrations above GCLs were only detected in Remediation Well RW 16-1 – this well contained exceedances in benzene, ethylbenzene, xylenes, GRO, DRO, 1,2,4- and 1,3,5-TMB. Also, the lab's RDL for naphthalene was above the GCL.

Table 3a Groundwater Analytical Results for BTEX, GRO, and DRO
Samples collected on October 13, 2021

Sample Identification	Benzene (mg/L)	Toluene (mg/L)	Ethylbenzene (mg/L)	Xylenes (mg/L)	GRO (mg/L)	DRO (mg/L)
G-1	0.000169 J	U (0.00100)	0.000325 J	0.000554 J	0.182 B	0.518 B,J
G-2	0.000101 J	U (0.00100)	U (0.00100)	U (0.00200)	0.0809 B,J	0.363 B,J
G-3	U (0.00100)	U (0.00100)	U (0.00100)	U (0.00200)	0.176 B	0.865 B
G-4	U (0.00100)	U (0.00100)	U (0.00100)	U (0.00200)	0.0580 B,J	0.313 B,J
G-5	0.000267 J	U (0.00100)	U (0.00100)	U (0.00200)	0.0776 B,J	0.402 B,J
G-7	U (0.00100)	U (0.00100)	U (0.00100)	U (0.00200)	0.0507 B,J	0.358 B,J
RW16-1	**U (0.200)**	U (0.200)	**1.11**	**4.826**	**7.99 B**	**7.89**
MW16-2	U (0.00100)	U (0.00100)	U (0.00100)	U (0.00200)	0.765	0.819 B
DUP-01 (duplicate of MW16-2)	U (0.00100)	U (0.00100)	U (0.00100)	U (0.00200)	0.804	0.831 B
GCLs	**0.0046**	**1.1**	**0.015**	**0.19**	**2.2**	**1.5**

Table 4b Groundwater Analytical Results Naphthalene, Trimethylbenzene (TMB) and Sodium

Samples collected on October 13, 2021

Sample Identification	Naphthalene[1] (mg/L)	1,2,4-TMB (mg/L)	1,3,5-TMB (mg/L)	Sodium (mg/L)
G-1	U (0.000250) J3	0.000527 J	0.000151 J	56.7
G-2	U (0.000250) J3	U (0.00100)	U (0.00100)	25.9
G-3	U (0.000250) J3	0.000928 J	0.000365 J	10.7
G-4	U (0.000250) J3	U (0.00100)	U (0.00100)	21.9
G-5	U (0.000250) J3	U (0.00100)	U (0.00100)	20.3
G-7	U (0.000250) J3	U (0.00100)	U (0.00100)	5.05
RW16-1	**U (1.00)**	**1.83**	**0.280**	11.3
MW16-2	U (0.000250) J3	U (0.00100)	U (0.00100)	71.7
DUP-01 (duplicate of MW16-2)	U (0.000250) J3	U (0.00100)	U (0.00100)	71.3
GCLs	**0.0017**	**0.056**	**0.060**	**NA**

Key

J – The identification of the analyte is acceptable; the reported value is an estimate

1 - Analyzed by U.S. Environmental Protection Agency Method 8270D-SIM

J3 - The associated batch QC was outside the established quality control range for precision

B - The same analyte is found in the associated blank.

DRO – Diesel range organics, analyzed by AK102

GCLs - Groundwater cleanup levels, per Alaska Department of Environmental Conservation 18 Alaska Administrative Code 75.345, Table C, updated September 29, 2018.

GRO – Gasoline range organics, analyzed by AK101

mg/L – Milligrams per liter

U – Undetected above practical quantitation limits shown in parentheses

Bold - indicates the concentration exceeds the GCL or, if not detected, the reported detection limit (RDL) exceeds the GCL.

NA – Not Applicable

Analytical results showed no evidence of DRO or VOC contamination for the on-site and nearby drinking water wells serving the following properties: Runion Subdivision Lots 1 and 2, Runion Subdivision Lot 4, and Runion Subdivision Lot 5. The drinking water samples were analyzed by EPA Method 524.2 for VOCs and AK102 for DRO.

4.4 QUALITY ASSURANCE (QA)/QUALITY CONTROL (QC) REVIEW

Laboratory QC data and the ADEC Laboratory Data Review Checklist are included with the laboratory report in **Appendix E**.

A duplicate sample set was collected to determine the precision of the field collection and laboratory analysis for the sampling event. Sample Dup-01 is a duplicate of Sample MW16-2.

Data presented in **Table 4** show that the precision for the duplicate sample set was within the established QA criteria tolerances for GRO and DRO. Precision could not be calculated for benzene, toluene, ethylbenzene, and xylenes because they were not detected above the PQL in one or more samples. The holding times for GRO, DRO, VOCs, and PAHs were within established criteria.

Table 5 Laboratory Quality Control Objectives

Quality Control Designation	Tolerance	Results for this Event
Holding Times		
DRO/Water/to analyze	40 days	15 days
DRO/Water/to extract	14 days	14 days
GRO/Water/to analyze	14 days	12 days
VOCs/Water/to analyze	14 days	12 to 13 days
PAHs/Water/to extract	7 days	7 days
PAHs/Water/to analyze	40 days	7 days
Field Duplicates – Precision		
Benzene/Water	± 30%	NC
Toluene/Water	± 30%	NC
Ethylbenzene/Water	± 30%	NC
Xylenes/Water	± 30%	NC
GRO/Water	± 30%	-4.97%
DRO/Water	± 30%	-1.45%

Key:
% – percent
± – plus or minus
DRO – diesel range organics
GRO – gasoline range organics
NC – Not calculated because the analyte was not detected above the practical quantitation limit in one or more sample
VOCs – volatile organic compounds
Bold – indicates the value is above acceptable limits

5.0 REMEDIATION SYSTEM

The on-site groundwater treatment process consists of a VSC system and routine (quarterly) injections of a chemox solution into the groundwater table. The chemox solution consists of a mixture of water and an oxidant product commercially referred to as Klozur One®, which is a sodium persulfate compound. In the past, the chemox solution was injected into the formation via remediation well RW 16-1. However, the injection of chemox into RW 16-1 had been problematic due to the small diameter of the well (2-inch) and the tightness of the geologic formation around the well. In 2020, Stantec installed two 4-inch diameter chemox injection wells, RW 20-1 and RW 20-2, located approximately 10-feet northwest and northeast (upgradient) of Remediation Well RW 16-1 (**Figure 2**).

On September 23, 2021, Stantec completed an injection of chemox Klozur One® solution into the new chemox injection wells, RW 20-1 and RW 20-2. Both RW 20-1 and RW 20-2 were injected with approximately 110 gallons of chemox solution. Each well received 110 pounds of Klozur One®. Following the chemox injection, over two hundred gallons of potable water was injected into each injection well as a means of further "pushing" the chemox solution into the formation in order to increase contact between the chemox solution and the contaminants within the subsurface soil and impacted groundwater.

The layout of the on-site remediation VSC/air-lift well system and location of the chemox injection wells RW 20-1 and RW 20-2 are shown on **Figures 2 and 3**. Earlier this year the compressor for the VSC system seized up and was shut down for several months. In September of this year, Stantec ordered a replacement blower that consisted of a Becker compressor model DT-4.10, 0.6 horsepower. The blower was placed into operation on October 4, 2021 and continues to operate the air-lift well to this date on a continuous basis (24-hours per day). The VSC/air-lift well discharges into MW G-1 at an estimated rate of 1 to 2 gpm.

6.0 DISCUSSION OF FINDINGS

6.1 GROUNDWATER HYDRAULIC CHARACTERISTICS

The average groundwater gradient across the site was calculated with the Surfer® program at 0.008 feet per foot to the south-southeast at approximately 171 degrees, as shown in **Figure 2**. This is consistent with historical groundwater gradient and direction of flow data.

6.2 GROUNDWATER QUALITY

Results of the analytical sampling showed petroleum hydrocarbon contaminant concentrations exceeded the groundwater cleanup levels (GCLs) for the following monitoring well:

- Remediation Well RW 16-1: Benzene, ethylbenzene, xylenes, GRO, DRO, 1,2,4- and 1,3,5-TMB. In addition, the lab RDL for naphthalene in this well was above the GCL.

Analytical results showed no evidence of VOC or DRO contamination for the on-site and nearby drinking water wells serving the following properties: Runion Subdivision Lots 1 and 2, Runion Subdivision Lot 4, and Runion Subdivision Lot 5.

All historic data for benzene, toluene, ethylbenzene, and xylenes (BTEX), GRO, DRO, and groundwater elevations for the monitoring wells associated with this site are tabulated in **Appendix D**.

6.3 REMEDIATION SYSTEM

The remediation event on September 23, 2021, involved injection of 110 pounds of Klozur® One with 110 gallons of potable water from the store into each of two injection wells (RW 20-1 and RW 20-2. The solution was further “hydraulically pushed” into the subsurface formation with several hundred gallons of water. In addition, the operation of the VSC/air-lift well system was restarted with the replacement of a blower on October 4, 2021.

7.0 CONCLUSIONS AND RECOMMENDATIONS

No anomalies were found during this fourth quarter 2021 monitoring event that require additional corrective action or changes to the approved year 2021 Corrective Action Work Plan for this site.

8.0 LIMITATIONS

Stantec conducted this monitoring event in accordance with the Corrective Action Work Plan approved by ADEC, and in a manner consistent with the level of skill ordinarily exercised by members of the profession currently practicing under similar conditions. All sampling activities were completed in accordance with the ADEC *Underground Storage Tanks Procedures Manual – Standard Sampling Procedures* (March 22, 2017). No other warranty, expressed or implied, is made. Data and recommendations made herein were prepared for Speedway, LLC for Speedway Store 5325 (former Tesoro 2 Go Mart #52). Information herein is for use at this site in accordance with the purpose of the report described.

FIGURES

Figure 1	Location and Vicinity Map
Figure 2	Site Plan with Groundwater Analytical Results
Figure 3	Remediation System Layout

FILE: .....\CAD\Proj\Speedway_Tesoro\Speedway5325(TGMart052)\MonEvent\2021\4Q-November2021\Fig01-Location and Vicinity Map

Stantec

SPEEDWAY STORE 5325
(FORMER TESORO 2 GO MART #52)
4Q - OCTOBER 2021 ANNUAL GWM EVENT REPORT

LOCATION AND VICINITY MAP

FIGURE
1

185705363.
300.100

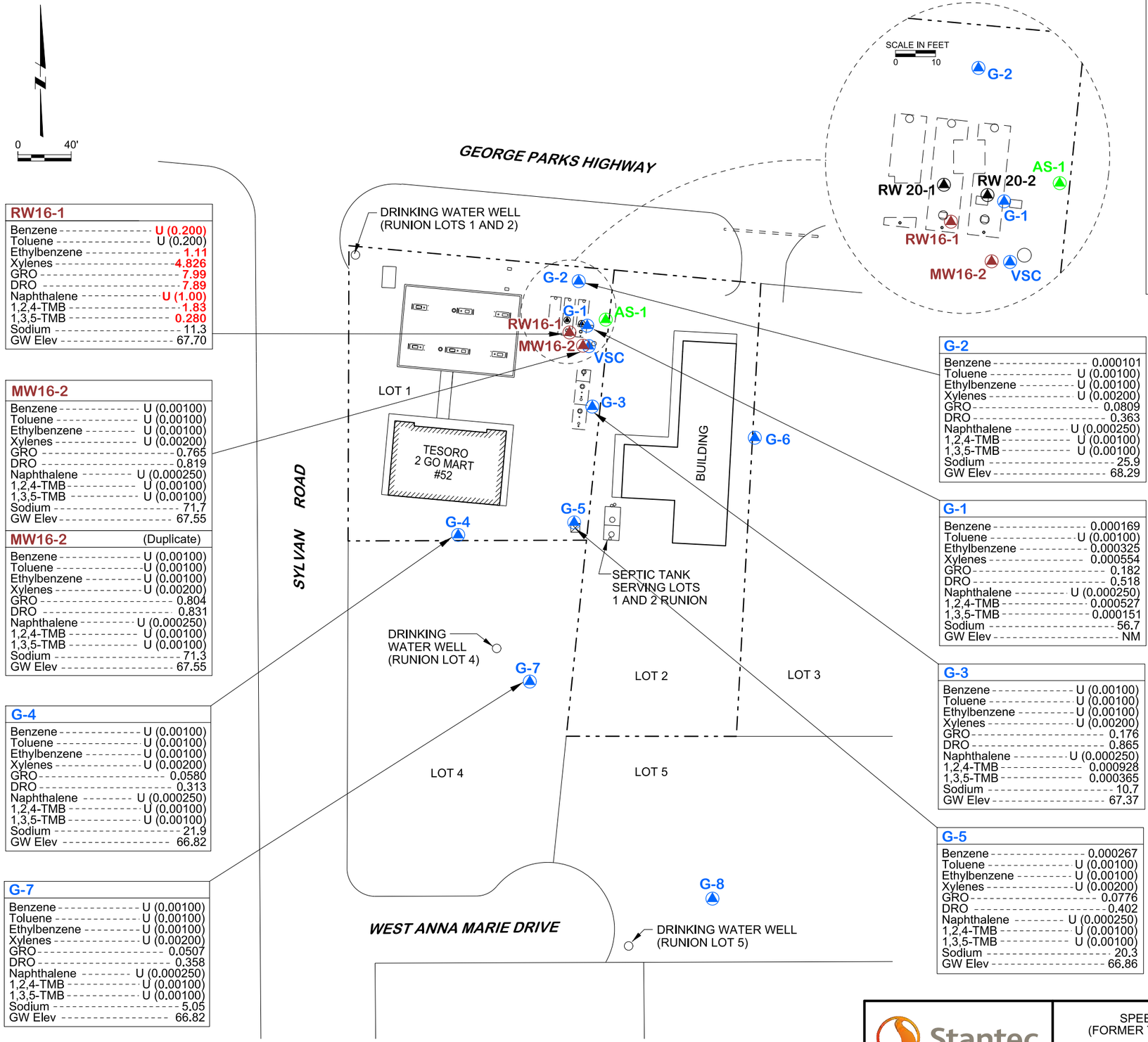

RW16-1

Benzene	U (0.200)
Toluene	U (0.200)
Ethylbenzene	1.11
Xylenes	4.826
GRO	7.99
DRO	7.89
Naphthalene	U (1.00)
1,2,4-TMB	1.83
1,3,5-TMB	0.280
Sodium	11.3
GW Elev	67.70

MW16-2

Benzene	U (0.00100)
Toluene	U (0.00100)
Ethylbenzene	U (0.00100)
Xylenes	U (0.00200)
GRO	0.765
DRO	0.819
Naphthalene	U (0.000250)
1,2,4-TMB	U (0.00100)
1,3,5-TMB	U (0.00100)
Sodium	71.7
GW Elev	67.55

MW16-2 (Duplicate)

Benzene	U (0.00100)
Toluene	U (0.00100)
Ethylbenzene	U (0.00100)
Xylenes	U (0.00200)
GRO	0.804
DRO	0.831
Naphthalene	U (0.000250)
1,2,4-TMB	U (0.00100)
1,3,5-TMB	U (0.00100)
Sodium	71.3
GW Elev	67.55

G-4

Benzene	U (0.00100)
Toluene	U (0.00100)
Ethylbenzene	U (0.00100)
Xylenes	U (0.00200)
GRO	0.0580
DRO	0.313
Naphthalene	U (0.000250)
1,2,4-TMB	U (0.00100)
1,3,5-TMB	U (0.00100)
Sodium	21.9
GW Elev	66.82

G-7

Benzene	U (0.00100)
Toluene	U (0.00100)
Ethylbenzene	U (0.00100)
Xylenes	U (0.00200)
GRO	0.0507
DRO	0.358
Naphthalene	U (0.000250)
1,2,4-TMB	U (0.00100)
1,3,5-TMB	U (0.00100)
Sodium	5.05
GW Elev	66.82

G-2

Benzene	0.000101
Toluene	U (0.00100)
Ethylbenzene	U (0.00100)
Xylenes	U (0.00200)
GRO	0.0809
DRO	0.363
Naphthalene	U (0.000250)
1,2,4-TMB	U (0.00100)
1,3,5-TMB	U (0.00100)
Sodium	25.9
GW Elev	68.29

G-1

Benzene	0.000169
Toluene	U (0.00100)
Ethylbenzene	0.000325
Xylenes	0.000554
GRO	0.182
DRO	0.518
Naphthalene	U (0.000250)
1,2,4-TMB	0.000527
1,3,5-TMB	0.000151
Sodium	56.7
GW Elev	NM

G-3

Benzene	U (0.00100)
Toluene	U (0.00100)
Ethylbenzene	U (0.00100)
Xylenes	U (0.00200)
GRO	0.176
DRO	0.865
Naphthalene	U (0.000250)
1,2,4-TMB	0.000928
1,3,5-TMB	0.000365
Sodium	10.7
GW Elev	67.37

G-5

Benzene	0.000267
Toluene	U (0.00100)
Ethylbenzene	U (0.00100)
Xylenes	U (0.00200)
GRO	0.0776
DRO	0.402
Naphthalene	U (0.000250)
1,2,4-TMB	U (0.00100)
1,3,5-TMB	U (0.00100)
Sodium	20.3
GW Elev	66.86

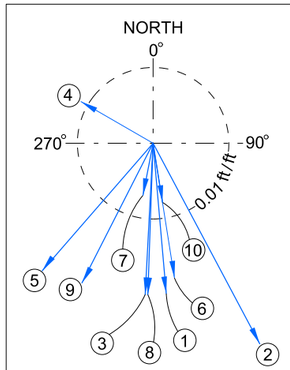

GROUNDWATER FLOW SUMMARY

	DATE	BEARING	GRADIENT (ft/ft)
1	OCT. 25, 2018	175°	0.02
2	FEB. 26, 2019	152°	0.03
3	APRIL 23, 2019	183°	0.02
4	JULY 16, 2019	300°	0.011
5	OCT. 17, 2019	221°	0.022
6	AUG.12, 2020	171°	0.018
7	OCT. 2, 2020	191°	0.007
8	MAY 18, 2021	182°	0.02
9	JULY 21, 2021	207°	0.0207
10	OCT. 13, 2021	171°	0.008

LEGEND:

	PROPERTY LINE
	2020 SOIL BORING/MONITORING WELL
	2016 SOIL BORING/MONITORING WELL
	MONITORING WELL
	AIR SPARGE WELL
AS	AIR SPARGE
DRO	DIESEL RANGE ORGANICS
GRO	GASOLINE RANGE ORGANICS
GW Elev	GROUNDWATER ELEVATION IN FEET
NM	NOT MEASURED
TMB	TRIMETHYLBENZENE
U	UNDETECTED ABOVE PRACTICAL QUANTITATION LIMIT SHOWN IN PARENTHESES
VSC	VAPOR STRIPPING AND CIRCULATION

NOTES:

1. RESULTS SHOWN ARE FOR WELLS SAMPLED ON OCTOBER 13, 2021.
2. RESULTS ARE IN MILLIGRAMS PER LITER
3. BOLD/ RED TEXT INDICATES CONTAMINANT CONCENTRATIONS ABOVE CLEANUP LEVELS FOR THIS SITE

Stantec

SPEEDWAY STORE 5325
(FORMER TESORO 2 GO MART #52)

OCTOBER 2021 ANNUAL GWM EVENT REPORT

SITE PLAN WITH GROUNDWATER ANALYTICAL RESULTS

FIGURE 2

185705363.300.100

FILE: C:\D\CAD\Proj\Speedway_Tesoro\Speedway 5325 (TGMart052)_185705363\MonEvent\2021\4Q_November 2021\FIG02_Site Plan with Gmdwtr Analyt Results.dgn

TIME: 18-NOV-2021 17:56

TIME: 18-NOV-2021 17:58 FILE: C:\D\CAD\Proj\Speedway_Tesoro\Speedway 5325 (TGMart052)_185705363\MonEvent\2021\4Q_November 2021\FIG03_Remediation System Layout.dgn

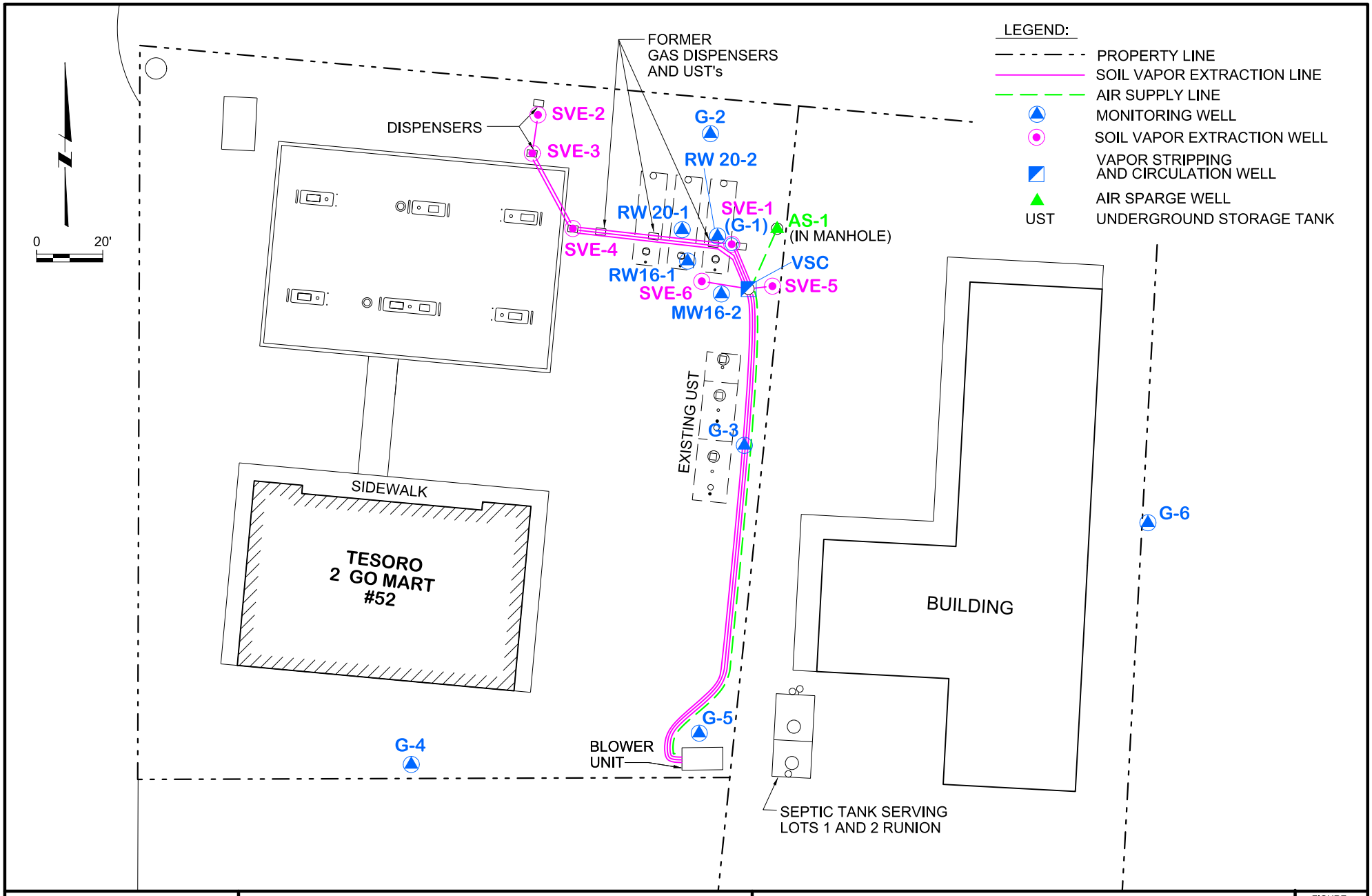

Stantec

SPEEDWAY STORE 5325
(FORMER TESORO 2 GO MART #52)

OCTOBER 2021 ANNUAL GWM EVENT REPORT

REMEDIATION SYSTEM LAYOUT

FIGURE

3

185705363.
300.100

APPENDIX A

Site Background

APPENDIX A – SITE BACKGROUND

Tesoro 2 Go Mart #52 (Mile 49 Parks Highway, Wasilla, Alaska)
ADEC Facility ID #648; ADEC File #2265.26.006

September 1996. During the removal of the former underground storage tank (UST) fueling system (consisting of several fuel dispensers, two 12,000-gallon gasoline, and one 12,000-gallon diesel USTs) on September 7, 1996, petroleum contamination was encountered in the surrounding soil. Gilfilian Engineering conducted the UST site assessment work. Approximately 240 cubic yards of gasoline and 60 cubic yards of diesel contaminated soil was excavated and treated at Alaska Soil Recycling.

February 1997. The Alaska Department of Environmental Conservation (ADEC) reviewed the UST Closure Site Assessment Report prepared by Gilfilian Engineering. Subsequently, a Release Investigation (RI) Work Plan prepared by Gilfilian Engineering was approved by ADEC.

April 1997. The findings of the RI (later referred to as Phase I RI) showed high levels of diesel contamination under the diesel dispenser islands and gasoline contamination under the unleaded gasoline UST to 36 feet below ground surface (bgs). The RI included drilling five soil borings and installing and sampling one groundwater monitoring well (identified as G-1). Groundwater was also found to be contaminated. Subsequently, an ADEC-approved work plan was prepared by Gilfilian Engineering for Phase II RI.

December 1997. Phase II RI report submitted to ADEC. The RI included drilling soil borings and installing and sampling four groundwater monitoring wells (G-2, G-3, G-4 and G-5).

April 1998. ADEC approved the installation of a Soil Vapor Extraction (SVE) system.

June 1998. Gilfilian Engineering submitted a Well Search report to ADEC. The well search targeted an area of 0.25-mile radius centered on the gas station site.

July 1998. ADEC approved the work plan prepared by Gilfilian Engineering for a Phase III RI.

August 1998. A Phase III RI was completed at the site by Gilfilian Engineering. The RI included installing and sampling three groundwater monitoring wells (G-6, G-7, and G-8).

January 2002. Several "rising and falling head hydraulic conductivity tests" (slug tests using the Hvorslev method) were performed by Gilfilian Engineering on January 9, 2002. The hydraulic conductivity at Monitoring Wells G-4 and G-7 exceeded 171 feet/day. Based on the high hydraulic conductivity values, Gilfilian Engineering recommended a pilot test to determine the effectiveness of treating the groundwater with a vapor stripping and circulation (VSC) well.

March/April 2002. One soil boring was drilled on March 6, 2002, for installation of a VSC well. Benzene, toluene, ethylbenzene, and xylenes (BTEX), gasoline range organics (GRO), and diesel range organics (DRO) tested in soil samples collected from the soil boring were detected above

ADEC soil cleanup levels (SCLs). In addition, a second soil boring was drilled for installation of an air sparge (AS) well that was designated AS-1. Benzene, ethylbenzene, and GRO were detected above SCLs and BTEX and GRO were above the ADEC groundwater cleanup levels (GCLs) in AS-1. Pilot testing conducted in March and April 2002 showed the hydrogeological formation could not provide adequate water to operate a VSC or AS system at this site. Continued operation of the SVE system only was recommended, and the VSC well was subsequently connected to the SVE system.

June 2002. The SVE system was re-started on June 25, 2002 and was set to withdraw vapors from Wells SVE-1, SVE-5, and SVE-6. A significant increase in the volatile contaminant concentrations to 139 parts per million by volume (ppmv) as measured by a photoionization detector (PID), was noted in the SVE system discharge. By July 3, 2002, the volatile levels dropped to 58.5 ppmv, which was possibly related to the significant decrease in the thickness of free product measured in Monitoring Well G-1 (SVE-1).

December 2002. An SVE pilot study using a 5-horsepower FL-707 Rotron blower was conducted on December 19, 2002. The purpose was to determine if the use of a larger capacity blower would increase the recovery of volatile petroleum contaminants. The dramatic rise in PID readings during the second quarter of 2002 is attributed to the addition of SVE Wells 5, 6, and VSC.

October 2003. A 1-horsepower air compressor was installed for operation of the AS system. The AS well (AS-1) was previously installed at the site in 2002. The VSC manhole was reconfigured to enhance SVE system performance.

July 2004. The AS system was converted into a VSC system for pilot testing on July 21, 2004. Down well piping was installed in Monitoring Well VSC and connected to the compressor air supply line. Pilot testing indicated the system could be an effective groundwater treatment option. The AS compressor was removed from the site for maintenance.

September 2, 2004. The VSC system was activated following ADEC approval. The VSC system was treating approximately 1 gallon of contaminated groundwater per minute, or 1,440 gallons per day. The treated water was transferred (pumped by air) from the VSC well to Monitoring Well G-1 for circulation.

October 2007. Ten confirmation soil borings (CSB-1 through CSB-10) were installed on October 3 through 9, 2007, near the former USTs and areas of previous investigations across the site. Benzene, ethylbenzene, xylenes, GRO, and DRO were detected above the SCLs in two or more borings. Toluene was the only analyte not detected above the SCLs in any soil boring.

September 2008. Three chemical oxidation applications were completed by MWH Americas, Inc. (MWH). Sampling of groundwater monitoring wells noted benzene, ethylbenzene, and GRO detected above the GCLs in Monitoring Well G-3.

February 2009. Monitoring Well G-3 showed a consistent trend in increased hydrocarbon concentrations, and a fine sediment with a hydrocarbon odor was found in the bottom of the

monitoring well. MWH recommended that the well be re-developed to remove the sediment build-up.

March 2009. Monitoring Well G-3 was redeveloped to remove the dark colored sediment. The sediment was noted to have a slight petroleum odor and heavy sheen.

January/June/August 2010. MWH performed potassium permanganate chemical oxidation treatments on January 27 and 28, June 11, and August 20, 2010. A solution of 3 percent potassium permanganate (180, 646, and 767 gallons, respectively) was injected into several groundwater monitoring wells.

October 30, 2012. The chemical oxidant Klozur CR® was injected into three on-site wells (Monitoring Well G-1 and SVE Wells SVE-5 and SVE-6). The Klozur CR® injection process was conducted to test the use of the existing remediation infrastructure for a means of delivering the chemical oxidant into the contaminated groundwater aquifer at the site, as well as evaluating the effectiveness of the chemical oxidant.

October 2012. Groundwater sample results were non-detect in all four monitoring wells sampled. The water table was considerably higher than normal, and the absence of dissolved contaminants was assumed to be associated with the high water table. The last time a high water table was observed was in October 2006, and the concentrations were all non-detects in all monitoring wells except for G-3, which was lower than historical concentrations at that time.

January 30, 2013. DRO was detected in Monitoring Wells G-1, G-3, and G-7, and toluene, ethylbenzene, and xylenes were detected in G-3 – with all analytes below the GCLs. The water table was higher than normal, and the concentrations detected were not believed to be indicative of the groundwater conditions at the site.

December 19, 2013. A chemical oxidation application of Klozur CR® was injected into three on-site wells: Monitoring Well G-1 and Remediation Wells SVE-5 and SVE-6.

February 2014. Groundwater sampling showed contaminant levels in all monitoring wells that were sampled remained below the GCLs for the last seven monitoring events.

May 2014. DRO was detected in Monitoring Well G-3 at 3.3 milligrams per liter (mg/L), exceeding the GCL for the first time since February 2011. The remediation system was operating on a full-time basis.

October 2014. Groundwater sampling showed contaminant levels in all monitoring wells were below GCLs. The remediation system was operating on a full-time basis.

February 2015. GRO and DRO were detected at 4.8 and 12 mg/L, respectively, in Monitoring Well G-3. All other analytes were below GCLs. Remediation system operating on full-time basis.

May 2015. GRO was detected at 2.6 mg/L in the duplicate sample collected from Monitoring Well G-3, the primary and all other analytes were below GCLs.

September 2015. Groundwater sampling showed contaminant levels in all monitoring wells were below GCLs. The remediation system was operating on a full-time basis.

October 2015. Three CSBs were installed by MWH to investigate the extent of any remaining soil contamination at the site. Two areas were investigated: the former diesel dispensers and the former gas dispensers and USTs. Soils encountered in the area of the former diesel dispensers had elevated headspace field screening results; however, DRO concentrations were below laboratory practical quantitation limits (PQLs). Soils encountered in the area of the former gas dispensers and USTs had detectable concentrations of GRO and one exceedance above the SCLs established for the site. Soil GRO contamination was limited to below the current groundwater level at the site. Similar observations were documented in 2007. Analytical results collected from the 2015 CSBs indicate that concentrations of petroleum contamination remaining at the site are generally decreasing when compared to the analytical results from the 2007 CSBs. Future management strategies at the site may include targeted chemical oxidation in the area of the former gas dispensers and USTs as represented by CSB 9-3, with no further cleanup action at the former diesel dispensers.

November 2015. GRO was detected at 3.2 mg/L in Monitoring Well G-3. An analytical sample was collected from the VSC well which indicated all analytes were below GCLs for the first time since September 2004. The remediation system was offline upon arrival at the site and remained offline pending groundwater conditions and further analytical sampling.

January 2016. The first quarter 2016 monitoring event was conducted on January 28, 2016. Results of the analytical sampling showed that all analytes were below GCLs, except GRO concentrations in Monitoring Well G-3. One or more analytes were detected above the PQLs in all the monitoring wells sampled, except Monitoring Well G-5. Analytical results from Remediation Well VSC were below PQLs.

May 2016. The second quarter 2016 monitoring event was conducted on May 9, 2016. All analytes were below the GCLs, only Monitoring Well G-3 had analytes detected above PQLs. Monitoring Wells G-2 and G-5 had insufficient water for sampling.

Four CSBs were placed at four locations surrounding the 2015 CSB 9-3, to the north, south, east, and west. Two discrete analytical soil samples were collected from CSB 16-1, CSB 16-2, and CSB 16-4, and one sample from CSB 16-3. These samples were collected from the locations with the highest PID readings, or at the water table interface if no detections were observed in field screened samples.

CSB 16-1 and CSB 16-2 (Samples CSB 16-1 38 and CSB 16-2 39), which were the closest to the former USTs and located to the north and east of 2015 CSB 9-3, respectively, both had GRO exceedances similar to the findings of the nearby 2015 Boring CSB 9-3. All the samples which exceeded SCLs were below the water table that was measured at a depth of 35.48 feet btoc in nearby Monitoring Well G-3 at the time of drilling. Analytical results at the water table interface at three locations were below laboratory PQLs. The CSB 16-3 and CSB 16-4, located at a greater

distance from the former USTs compared to CSB 16-1 and CSB 16-3 and to the south and west of 2015 CSB 9-3, did not have analyte exceedances. Soil Borings CSB 16-1 and CSB 16-2 were completed with PVC riser and screen assemblies to provide future access points for monitoring and/or remediation activities.

October 2016. The third quarter 2016 monitoring event took place on October 24, 2016. All wells listed in the 2016 Work Plan to be sampled in the third quarter had sufficient water for sampling. Monitoring Well G-3 had GRO detected above GCL. New Wells RW16-1 and MW16-2 were sampled for the first time. Remediation Well RW16-1 had all analytes, except benzene and toluene, detected above their GCLs. Monitoring Well MW16-2 had analytes detected above PQLs, but none above GCLs. The VSC system was not operating.

December 2016. The fourth quarter 2016 monitoring event took place on December 9, 2016. All wells listed in the 2016 Work Plan to be sampled in the fourth quarter had sufficient water for sampling. Monitoring Well G-3 had GRO detected above GCL (update effective November 6, 2016). Drinking water samples had no detections above PQLs. The VSC system was not operating.

February 2017. The first quarter 2017 monitoring event took place on February 8, 2017. Monitoring Wells G-1 and G-3 purged dry and did not recover sufficiently to allow for sampling. Monitoring Well G-5 was dry upon arrival at the site. Remediation Well RW16-1 and Monitoring Well MW16-2 were sampled. Ethylbenzene, xylenes, GRO, and DRO were detected above GCLs in both wells. The VSC system remained off-line due to low groundwater conditions and/or frozen circulation line. The SVE treatment system was not operational and will require maintenance to the blower system following spring breakup.

April and May 2017. The second quarter 2017 monitoring event took place on April 25, 2017. Analytes were detected above their GCLs in Monitoring Wells G-3, G-5, and MW16-2, and Remediation Well RW16-1. These wells had exceedances of specific volatile organic compounds (VOCs) and semi-volatile organic compounds (SVOCs) consisting of 1,2,4- and 1,3,5-trimethylbenzene compounds and naphthalene.

Routine maintenance was conducted on the SVE and VSC systems, but due to unresolved electrical power/control issues, both systems are currently not operating until additional corrective action services are provided by an electrician.

Also, representative water samples were collected from the domestic water systems serving the existing buildings on Lots 1, 3 and 4 in Runion Subdivision, and were analyzed for public drinking water VOCs and DRO. No detectable levels of contaminants were found in any of the domestic drinking water wells.

On May 3, 2017, the first phase of the pilot test was initiated with an injection of a chemical oxidant (chemox) consisting of Klozur CR® into the new Remediation Well RW16-1. The pilot test will be continued during the third and fourth quarters of 2017, when the wells will be resampled to determine the impact of the chemox injection. Subject to the findings of the 2017 monitoring events, the pilot test may be continued in 2018 with several more injections of Klozur CR®.

October 2017. The fourth quarter 2017 monitoring event took place on October 20, 2017. DRO was detected above the GCL in Monitoring Well G-3. Analytes detected above their GCLs in MW16-2 included: ethylbenzene, GRO, naphthalene, and 1,2,4-trimethylbenzene.

The SVE and VSC treatment systems were not operating due to electrical control systems malfunctions. The treatment systems are scheduled for replacement and/or upgrade in 2018.

The pilot test program for the chemox injection was initiated in May 2017 in accordance with the ADEC approved work plan for the 2017 Work Plan Task 3. The test results for intrinsic parameters measured during the October 2017 monitoring event indicate no unusual findings and will be monitored in future quarterly monitoring events scheduled for 2018 with additional applications of Klozur CR® into Remediation Well RW16-1.

February 2018. The first quarter 2018 monitoring event took place on February 13, 2018. Analytes detected above their GCLs included ethylbenzene and GRO in Monitoring Well MW16-2 and DRO in Monitoring Well G-3.

The SVE treatment system was off-line pending repairs. The operation of the VSC system was interrupted in the second quarter of 2017 relating to an issue with the variable frequency drive on the compressor and will be brought back online when the system can be evaluated by a licensed electrician.

Ongoing monitoring of sodium and total organic carbon, relating to the May 2017 chemical oxidation pilot test, showed elevated concentrations of both analytes in Monitoring Well G-3. Conductivity was also found to be elevated in Monitoring Well G-1, which may also indicate the presence of residual chemical oxidant.

August 2018. The third quarter monitoring event took place on August 17, 2018. Results of the analytical sampling showed petroleum hydrocarbon contaminant concentrations exceeding the GCLs for: DRO in Monitoring Wells G-1 and G-3; GRO in Monitoring Well 16-2, and ethylbenzene, xylenes, GRO, and DRO in Remediation Well 16-1.

Several analytes for VOCs and polynuclear aromatic hydrocarbons (PAHs) were reported as undetected but had laboratory reporting limits that equaled or exceeded their corresponding GCLs. These undetected analytes were noted in all the wells that were sampled.

Also, representative water samples were collected from the domestic water systems serving the existing buildings on Lots 1&2, 4, and 5 in Runion Subdivision, and were analyzed for public drinking water VOCs. All the domestic drinking water wells were found to have no detectable levels of contaminants of concern.

The SVE and VSC treatment systems are not operating pending future repairs and/or modifications to the electrical systems which will be evaluated by a licensed electrician.

October 2018. The fourth quarter groundwater monitoring event was conducted on October 25, 2018. The monitoring event included measuring depth to water, field intrinsic water quality

parameters, and collecting and analyzing groundwater samples from Monitoring Wells G-1, G-3, G-5, G-7, and MW16-2. Results of the analytical sampling showed petroleum hydrocarbon contaminant concentrations exceeding the GCLs for: DRO in Monitoring Well G-3; and 1,2,4-trimethylbenzene in Monitoring Well 16-2.

The VSC treatment system is currently operating and pumping, via the air-lift pump, approximately 2 to 3 gallons per minute on a continuous basis. During the 3rd quarter of 2018, Stantec completed a chemox injection Klozur One®. Fifty-five pounds of Klozur One® was mixed with approximately 100 gallons of clean water. The chemox solution was injected into Remediation Well RW 16-1.

February 2019. The first quarter 2019 monitoring event took place on February 26, 2019. The monitoring event included measuring depth to water, field intrinsic water quality parameters, and collecting and analyzing groundwater samples from Monitoring Wells G-1, G-3, G-5, G-7, and MW16-2. The depth to water and field intrinsic water quality parameters were also measured in Remediation Well RW16-1. Results of the analytical sampling showed petroleum hydrocarbon contaminant concentrations exceeding the GCLs for: DRO in Monitoring Well G-3 and GRO in Monitoring Well 16-2.

The VSC and SVE treatment systems were found to be off (inoperative) upon arrival at the site due to an apparent power surge. Upon restart of the systems, the recirculation line was found to be frozen. The VSC and SVE systems were left off until spring thaw.

April 2019. The second quarter 2019 groundwater monitoring event was conducted on April 23 and 24, 2019. The monitoring event included measuring depth to groundwater and field intrinsic water quality parameters and collecting and analyzing groundwater samples from Monitoring Wells G-1, G-2, G-3, G-4, G-5, G-7, and MW16-2 and Remediation Well RW16-1.

Based on the groundwater depth measurements, the average hydraulic gradient was determined to be flowing to the south at a bearing of 183 degrees with a gradient of 0.02 feet per foot. Groundwater flow direction and gradient was noted to be consistent with the historical results for this site.

Results of the analytical sampling showed petroleum hydrocarbon contaminant concentrations exceeded the GCLs for the following monitoring wells:

- Monitoring Well G-3 –DRO, 1,2,4-Trimethylbenzene, and 1,3,5-Trimethylbenzene
- Monitoring Well MW16-2 –GRO, 1,2,4-Trimethylbenzene, and 1,3,5-Trimethylbenzene

Representative water samples were also collected from the domestic water systems serving the existing buildings on Lots 1&2, 4, and 5 in Runion Subdivision, and were analyzed for drinking water analyses and DRO. All the domestic drinking water wells were found to have no detectable levels of contaminants of concern.

During this monitoring event, the on-site groundwater remediation system, consisting of a VSC system was inspected to determine its operational condition. The VSC treatment system was found

to be off (in-operative) upon arrival at the site due to an apparent power surge. The VSC system was left off until such time the electrical supply system could be evaluated to determine the cause of the power outages to the VSC compressor.

July 2019. The third quarter 2019 groundwater monitoring event was conducted on July 16, 2019. The monitoring event included measuring depth to groundwater and field intrinsic water quality parameters and collecting and analyzing groundwater samples from Monitoring Wells G-1, G-3, G-5, G-7, and MW16-2. In addition, depth to groundwater was measured at Monitoring Well G-4 and Remediation Well RW16-1 and field intrinsic water quality parameters were measured at Remediation Well RW16-1.

Based on the groundwater depth measurements, the average hydraulic gradient was determined to be flowing to the south at a bearing of 300 degrees with a gradient of 0.011 feet per foot. Groundwater flow direction and gradient were noted to be inconsistent with the historical results for this site. The change in groundwater flow may be a result of elevation changes due to "frost jacking" of the well casings on one or more monitoring wells that were noted during the sampling event. The elevations of the wells will be resurveyed during the 4th quarter monitoring event.

Results of the analytical sampling showed petroleum hydrocarbon contaminant concentrations exceeded the GCLs for the following monitoring wells:

- Monitoring Well G-1 –DRO
- Monitoring Well G-3 –DRO
- Monitoring Well MW16-2 –GRO

The VSC groundwater treatment system was found to be off (inoperative) upon arrival at the site due to an apparent power surge. On a subsequent site visit conducted during the week of July 22, the VSC compressor was activated and currently remains operational. On July 25, 2019, Stantec injected a chemox solution consisting of 55 pounds of Klozur One® via a pressurized pump system into the remediation well RW 16-1.

October 2019. The fourth quarter 2019 groundwater monitoring event was conducted on October 17, 2019. The monitoring event included measuring depth to groundwater and field intrinsic water quality parameters and collecting and analyzing groundwater samples from Monitoring Wells G-1, G-3, G-5, G-7, and MW16-2. In addition, depth to groundwater was measured at Monitoring Well G-4.

Based on the groundwater depth measurements, the average hydraulic gradient was determined to be flowing to the southwest at a bearing of 221 degrees with a gradient of 0.022 feet per foot. Groundwater flow direction and gradient were noted to be consistent with the historical results for this site. The elevations of the wells were resurveyed during this monitoring event.

Results of the analytical sampling showed petroleum hydrocarbon contaminant concentrations exceeded the GCLs for the following monitoring wells:

- Monitoring Well G-3: DRO
- Monitoring Well MW16-2: 1,2,4-Trimethylbenzene and 1,3,5-Trimethylbenzene

The VSC groundwater treatment system was found to be operating within the normal range of performance with the production of 1 to 2 gallons per minute of recirculated groundwater with an air lift pump in the VSC well. Stantec injected a chemox solution consisting of 55 pounds of Klozur One® via gravity flow into the remediation well RW 16-1.

August 2020. This third quarter 2020 Monitoring Event Report was conducted on August 12, 2020 and included the following tasks: Measuring depth to groundwater, measuring field intrinsic water quality parameters, checking the operation of the in-situ remediation system, and collecting and analyzing groundwater samples from Monitoring Wells G-1, G-3, G-5, MW16-2, and remediation well RW16-1.

Results of the analytical sampling showed petroleum hydrocarbon contaminant concentrations exceeded the groundwater cleanup levels (GCLs) for the following monitoring wells:

- Remediation Well RW16-1: Ethylbenzene, xylenes, diesel range organics (DRO), and gasoline range organics (GRO)

Based on the groundwater depth measurements and the elevation survey of the tops of the monitoring wells, the average hydraulic gradient was determined to be flowing to the south-southeast at a bearing of 171 degrees with a gradient of 0.018 feet per foot. Groundwater flow direction and gradient were noted to be consistent with the historical results for this site.

During this monitoring event, the on-site groundwater remediation system, consisting of a vapor stripping and circulation (VSC) system was inspected to determine operational condition. The VSC compressor that operates the air-lift well was not operating due to a recent power outage. The compressor was activated and the flow from the air-lift well was adjusted to provide a constant flow of approximately 1 to 2 gallons per minute of aerated groundwater that is discharged into MW-1 for recirculation.

October 2020. This fourth quarter 2020 Monitoring Event was conducted on October 2, 2020. Results of the analytical sampling showed petroleum hydrocarbon contaminant concentrations exceeded the groundwater cleanup levels (GCLs) for the following monitoring well:

- Remediation Well RW16-1: Ethylbenzene, xylenes, diesel range organics (DRO), and gasoline range organics (GRO).

Analytical results by Test Method 545.1 (see **Appendix E**) showed no evidence of contamination for the on-site and nearby drinking water wells serving the following properties: Runion Subdivision Lots 1 and 2, Runion Subdivision Lot 4, and Runion Subdivision Lot 5.

Based on the groundwater depth measurements and the elevation survey of the tops of the monitoring wells, the average hydraulic gradient was determined to be flowing to the south-southwest at a bearing of 191 degrees with a gradient of 0.007 feet per foot. Groundwater flow direction and gradient were noted to be similar with the historical results but slightly lower gradient, as shown on the groundwater flow summary ("rose diagram") presented on Figure 2.

During this monitoring event, the on-site groundwater remediation system, consisting of a vapor stripping and circulation (VSC) system (see Figure 3) was inspected to determine operational condition. The VSC compressor that operates the air-lift well was operational and providing adequate flow upon arrival on site.

On October 27, 2020 Stantec finished the installation and development of two 4-inch diameter chemox injection wells, RW 20-1 and RW 20-2, located north of Remediation Well RW16-1. On November 27, 2020 Stantec conducted the first 2020 injection of a chemox Klozur One® solution into the new chemox injection remediation wells, RW 20-1 and RW 20-2. The installation of the new wells will be described in a technical memorandum that will be submitted to ADEC.

March 2021. This first quarter 2021 monitoring event was conducted on March 31, 2021. Results of the analytical sampling showed petroleum hydrocarbon contaminant concentrations exceeded the groundwater cleanup levels (GCLs) for the following monitoring/remediation wells:

- Remediation Well RW 16-1: Ethylbenzene, xylenes, DRO, and GRO. Benzene practical quantitation limits exceeded ADEC groundwater cleanup levels (GCLs).
- Monitoring Well MW 16-2: GRO.

Due to limited data of groundwater elevations in measured wells and their linear positions across the site, the hydraulic gradient and flow direction of the groundwater table could not be calculated for this monitoring event.

During this monitoring event, the on-site groundwater remediation system, consisting of a vapor stripping and circulation (VSC) system (see Figure 3) was inspected to determine operational condition. The VSC compressor that operates the air-lift well was operational but the air-lift well was not checked to determine if the well was discharging to the recirculation/receiving well (MW G-1). The staff noted there was a significant ice plug at the top of MW G-1 which prevented access to the well.

May 2021. This second quarter 2021 monitoring event was conducted on May 18, 2021. Results of the analytical sampling showed petroleum hydrocarbon contaminant concentrations exceeded the groundwater cleanup levels (GCLs) for the following monitoring wells:

- Remediation Well RW 16-1: Ethylbenzene, xylenes, diesel range organics (DRO), gasoline range organics (GRO), 1,2,4 trimethylbenzene, and 1,3,5 trimethylbenzene. Benzene practical quantitation limits exceeded ADEC groundwater cleanup levels (GCLs).
- Monitoring Well MW G-3: DRO.
- The naphthalene practical quantitation limits exceeded ADEC groundwater cleanup levels (GCLs) in all of the wells sampled

The hydraulic gradient across the site was found to be approximately 0.020 feet per foot directed toward the south at 182 degrees; however, the hydraulic flow of the groundwater does not take into account the groundwater level in MW G-1 since this well receives influent pumped from the air-lift well described in the following paragraph. The groundwater gradient and flow direction are generally consistent with past monitoring events.

During this monitoring event, the on-site groundwater remediation system, consisting of a vapor stripping and circulation (VSC) system that includes of an air-lift well (see Figure 3), was inspected to determine operational condition. The VSC compressor that operates the air-lift well was operational and observed to be discharging to the recirculation/receiving well (MW G-1).
In addition, a chemox injection into the groundwater table via remediation wells RW 20-1 and RW 20-2 was completed during the monitoring event. A total of 220 pounds of Klozur One® and approximately 500 gallons of clean water from the store's water system was injected.

July 2021. Results of the analytical sampling showed petroleum hydrocarbon contaminant concentrations exceeded the groundwater cleanup levels (GCLs) for the following monitoring well:

- Monitoring Well G-3: DRO, naphthalene, and both species of trimethylbenzene (TMB).
- Remediation Well RW 16-1: Benzene, ethylbenzene, xylenes, GRO, DRO, and both species of TMB.
- In addition, the RDL for naphthalene in all wells was above the GCL.

The average groundwater gradient across the site was calculated by triangulation to be 0.021 feet per foot to the south-southwest at 207 degrees, as shown in **Figure 3**. This is consistent with historical groundwater gradient and direction of flow data.

During this monitoring event, the on-site groundwater remediation system, consisting of a vapor stripping and circulation (VSC) system (see **Figure 3**) was inspected to determine operational condition. The VSC compressor that operates the air-lift well was not operational due to mechanical failure in one of the fins.

The remediation event on July 21st, 2021, consisted of a total chemical oxidation (chemox) injection of 220 pounds of Klozur® One product combined with 110 gallons of potable water from Tesoro store into two treatment points (RW 20-1 and RW 20-2). The solution was further pushed into the formation with an additional 420 gallons of water.

October 2021. Results of the analytical sampling showed petroleum hydrocarbon contaminant concentrations exceeded the groundwater cleanup levels (GCLs) for the following monitoring well:

- Remediation Well RW 16-1: Benzene, ethylbenzene, xylenes, GRO, DRO, 1,2,4- and 1,3,5-TMB. In addition, the lab RDL for naphthalene in this well was above the GCL.

Analytical results showed no evidence of VOC or DRO contamination for the on-site and nearby drinking water wells serving the following properties: Runion Subdivision Lots 1 and 2, Runion Subdivision Lot 4, and Runion Subdivision Lot 5.

Earlier this year the compressor for the VSC system seized up and was shut down for several months. In September of this year, Stantec ordered a replacement blower that consisted of a Becker compressor model DT-4.10, 0.6 horsepower. The blower was placed into operation on October 4,

2021 and continues to operate the air-lift well to this date on a continuous basis (24-hours per day). The VSC/air-lift well discharges into MW G-1 at an estimated rate of 1 to 2 gpm.

The remediation event on September 23, 2021, consisted of a total chemical oxidation (chemox) injection of 220 pounds of Klozur® One product combined with 110 gallons of potable water from the Speedway store into two treatment points (RW 20-1 and RW 20-2). The solution was further hydraulically "pushed" into the subsurface formation with over 200 gallons of potable water in each injection well.

APPENDIX B

Field Methods and Procedures

APPENDIX B – FIELD METHODS AND PROCEDURES

Speedway Store 5325 (former Tesoro 2 Go Mart #52)

The following table presents the proposed tasks for the Alaska Department of Environmental Conservation (ADEC) approved 2021 Corrective Action Work Plan. The scope of these tasks is based on the results and findings of the monitoring and remediation completed to date at this site.

2021 Work Plan Schedule for Speedway Store 5325 (Tesoro 2GoMart 52)

Work Plan Task 2021		1st Quarter	2nd Quarter	3rd Quarter	4th Quarter
Task 1	Monitoring Wells: G-1, G-3, G-5, G-7, RM 16-1, and 16-2	V, G, D, S & I	V, G, D, S, & I	V, G, D, S & I	V, G, D, P, S & I
	Monitoring Wells G-2 and G-4				V, G, D, P, S & I
	Drinking Water Wells serving Lots 1 and 2, Lot 4, and Lot 5 in Runion Subdivision				D & E
Task 2	O&M Air-Lift Well Remediation System	✓	✓	✓	✓
Task 3	Chemical Oxidation Treatment		✓	✓	✓

Key:
AK – Alaska Test Method
B – Benzene, toluene, ethylbenzene, and total xylenes by EPA Method 8021B.
D – Diesel range organics by AK102.
E – Drinking water parameters by EPA Method 524.1.
EPA – U.S. Environmental Protection Agency
G – Gasoline range organics by AK101.
I – Indicators, parameters tested include: dissolved oxygen, specific conductance, oxygen-reduction potential, pH, and temperature.
O&M – operation and maintenance
P – Polynuclear aromatic hydrocarbons (PAHs), i.e., semi-volatile organic compounds, by EPA Test Method 8270D Selective Ion Monitoring.
V – Volatile organic compounds by EPA Test Method 8260C.

The Corrective Action Work Plan for the year 2021 will be implemented by Stantec on behalf of Speedway. Groundwater monitoring will be conducted to track migration and trends of contaminants that are present at the site. All sampling activities will be completed in accordance with ADEC's *Underground Storage Tanks Procedures Manual– Standard Sampling Procedures* (March 22, 2017). The methods that will be used for conducting a monitoring event, unless otherwise noted in the monitoring report, will include:

- The static water levels in the monitoring wells will be measured with respect to the top of each well casing. The elevation of the static water level will be based on an arbitrary datum established on-site during a vertical control survey that will be completed by Stantec on an annual basis. The survey will be performed during the summer after the seasonal frost layer thaws.
- The monitoring wells will be purged of a minimum of three well bore volumes prior to collecting the water samples. A new, disposable, Teflon® bailer will be used to sample each well. The first bail of water removed from each well will be examined for petroleum odor, sheen, and any other unique physical features.
- Water and vapor samples will be collected in laboratory-supplied sample containers. The samples will be delivered to an ADEC-approved laboratory in accordance with standard chain-of-custody procedures.
- Additional water samples will be collected from the monitoring wells after the well has been purged, as described above, and tested in the field for chemical and physical intrinsic parameters listed in the 2021 Work Plan Schedule shown above.

APPENDIX C

Field Measurements and Notes, and Groundwater Elevation Contours

Appendix C
Field Measurements and Notes

Project: Speedway Store 5325 (former TNS #52)
Project Phase: 4Q21 GWM
Project number: 185705363

Date: 10/13/2021
Samplers: John Marshall, Patrick Schmidt

Well ID	Volume Purged (gallons)	Sheen/ Odor (Y or N)	Temp. (˚C)	pH	(Downhole) Dissolved Oxygen(mg/L)	ORP (mV)	Specific Conductance (µs/cm°C)	Top of Casing* (feet)	Depth to GW (feet btoc)	Total Depth (feet)	GW Elev. (feet datum)
G-1	NA	N/N	6.3	6.97	-	242.6	742.8	99.29	-	36.5	-
G-2	8.5	N/N	4.7	6.16	-	210.9	524	99.25	30.96	35.28	68.29
G-3	17	Y/Y	5.4	7.26	-	264.7	537.3	99.11	31.74	40.4	67.37
G-4	3	N/N	5.3	6.32	-	186.8	669.6	98.28	31.46	37.46	66.82
G-5	3.5	N/N	4.8	6.57	-	175.9	705	101.41	34.55	41.45	66.86
G-7	4.5	N/N	5.9	5.23	-	182.9	263.3	99.61	32.79	42.05	66.82
MW 16-2	4.2	N/Y	5.7	7.36	-	275.9	887	99.21	31.66	40.23	67.55
RW 16-1	3	N/N	4.9	6.85	-	257.3	1535	99.43	31.73	37.59	67.7

* Surveyed on 7/27/21

˚C - degree Celsius
µs/cm°C - microsiemens per centimeter degrees Celsius
btoc - below top of casing
datum - locally established benchmark at 100 feet
elev. - elevation
GW - groundwater
mg/L - milligrams per liter
ORP - oxidation reduction potential

Y - Yes
N - No
N/A - Not applicable

Instruments/methods used for above measurements		Model
Static water level	Heron	H01L
Temperature	YSI	Pro Plus
pH	YSI	Pro Plus
ORP	YSI	Pro Plus
Specific Conductance	YSI	Pro Plus

Well	Observations	Well Dia.(Inches)	Time	8260C	AK101	AK102	8270D-SIM	Sodium
G-1	Clear	2	14:10	x	x	x	x	x
G-2	Opaque, Brown	4	13:40	x	x	x	x	x
G-3	Opaque, Dark Grey	4	16:05	x	x	x	x	x
G-4	Translucsent, Light Brown	2	13:05	x	x	x	x	x
G-5	Transparent, Light Brown	2	12:22	x	x	x	x	x
G-7	Clear	2	11:15	x	x	x	x	x
RW16-1	Transparent, Light Brown	2	14:50	x	x	x		x
MW16-2	Opaque, Brown	2	15:30	x	x	x	x	x
Dup-01	Dup of MW16-2		15:32	x	x	x	x	x
Notes:	Pro Solo downhole DO meter broken. For G-1: Compressor running; water level fluctuating; no purge; grab sample only; no GWL measured; fluctuating 2-2.5 btoc. No jars for RW16-1 8270D-SIM.							

Speedway Store #5325 (Former Tesoro 2 Go Mart #52)-
Groundwater Elevation Contours
October 13, 2021

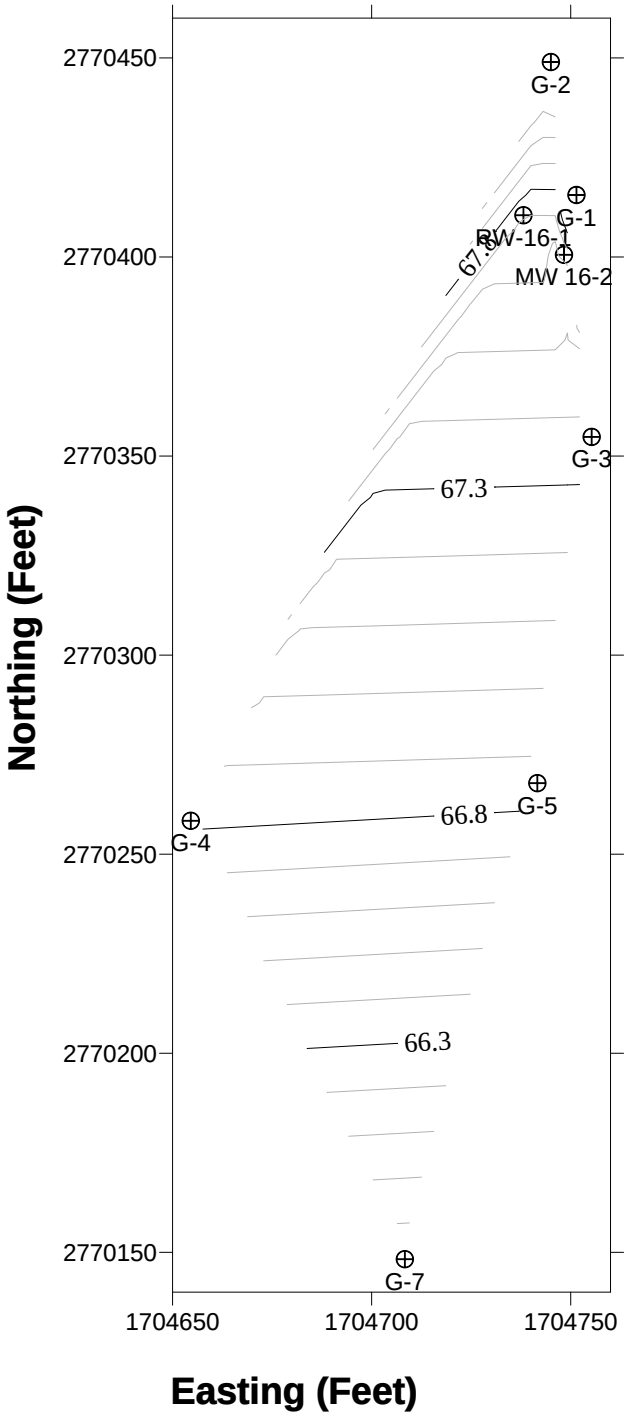

Linear Interpolation Method
Contour Interval 0.1 feet

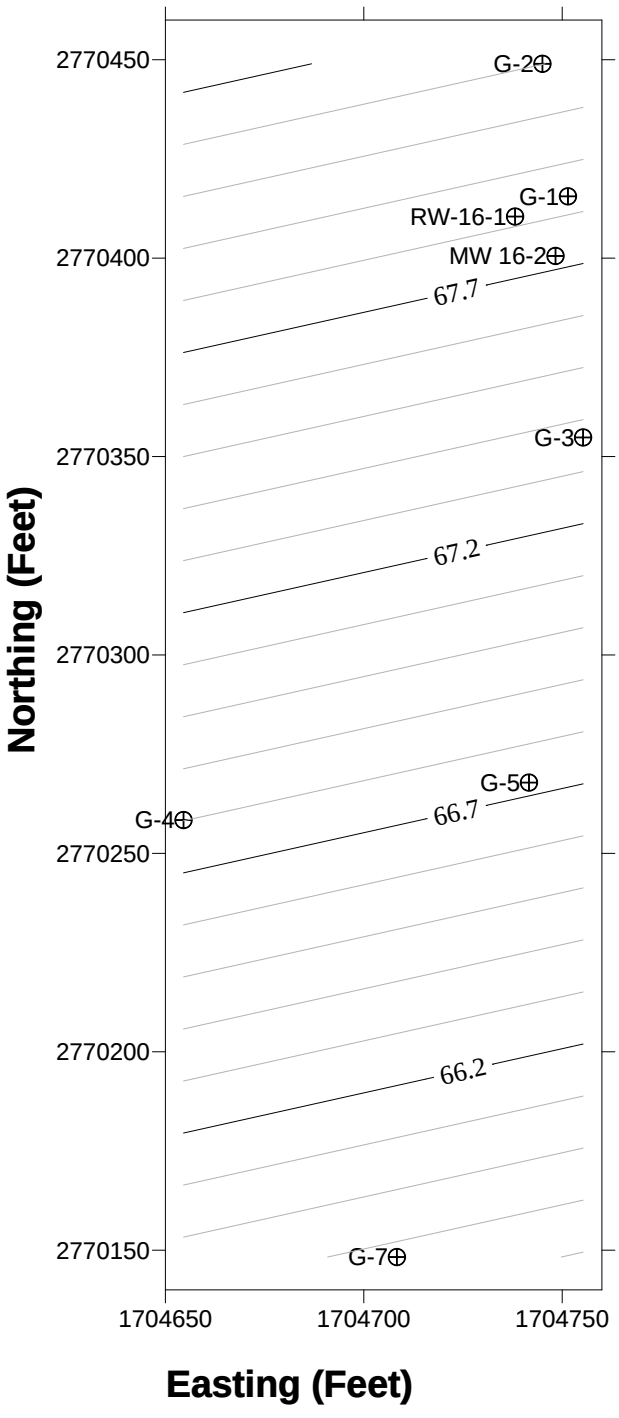

Polynomial Regression Interpolation Method
Contour Interval 0.1 feet

Elevation Datum is locally established at 100 feet.

APPENDIX D

Tables of Historical Monitoring Data

Remediation Well RW16-1

Date	Benzene (mg/L)	Toluene (mg/L)	Ethylbenzene (mg/L)	Xylenes (mg/L)	GRO (mg/L)	DRO (mg/L)	GW Elev (feet)
24-Oct-16	U (0.0002)	0.019	**1.7**	**10.1**	**30**	**4.6**	NM
09-Dec-16	NT	NT	NT	NT	NT	NT	NM
08-Feb-17	U (0.002)	0.0048	**7.9**	**8.9**	**25**	**2.7**	NM
25-Apr-17	U (0.002)	U (0.001)	U (0.750)	**4.83**	**12**	**2.4**	NM
20-Oct-17	NT	NT	NT	NT	NT	NT	64.44
13-Feb-18	NT	NT	NT	NT	NT	NT	63.41
17-Aug-18	U (0.003)	0.0018 J	**1.2**	**8.5**	**24**	**7.9**	64.14
25-Oct-18	NT	NT	NT	NT	NT	NT	68.84
26-Feb-19	NT	NT	NT	NT	NT	NT	63.80
24-Apr-19	NT	NT	NT	NT	NT	NT	NM
16-Jul-19	NT	NT	NT	NT	NT	NT	64.06
17-Oct-19	NT	NT	NT	NT	NT	NT	NM
12-Aug-20	0.00092	0.00558	**1.58**	**8.26**	**5.85**	**2**	67.50
02-Oct-20	**U (0.020)**	0.0174 J	**0.373**	**1.721**	**3.99**	**3.58**	67.21
31-Mar-21	**U (0.020)**	U (0.020)	**1.33**	**5.28**	**14**	**4.72**	67.78
18-May-21	**U (0.200)**	U (0.200)	**0.761**	**4.8**	**3.38**	**7.24**	66.13
21-Jul-21	**U (0.200)**	U (0.200)	**1.36**	**7.69**	**7.22 B**	**9.6**	66.31
13-Oct-21	**U (0.200)**	U (0.200)	**1.11**	**4.826**	**7.99 B**	**7.89**	67.70
GCLs	**0.0046**	**1.1**	**0.015**	**0.19**	**2.2**	**1.5**	NA

Monitoring Well MW16-2

Date	Benzene (mg/L)	Toluene (mg/L)	Ethylbenzene (mg/L)	Xylenes (mg/L)	GRO (mg/L)	DRO (mg/L)	GW Elev (feet)
25-Oct-16	NT	NT	NT	NT	NT	NT	NM
09-Dec-16	U (0.0002)	U (0.001)	**0.022**	**0.429**	2	0.25	NM
08-Feb-17	U (0.002)	0.0078	**0.44**	**3.3**	**19**	**2.1**	NM
25-Apr-17	U (0.0002)	U (0.002)	U (0.30)	**1**	**8.7**	0.86	NM
20-Oct-17	U (0.002)	U (0.002)	**0.042**	0.125	**2.2**	0.26	64.50
13-Feb-18	U (0.002)	U (0.002)	**0.051**	0.177	**6.1**	0.59	63.62
17-Aug-18	U (0.003)	U (0.002)	0.015	0.0771	**2.4**	0.63	64.26
25-Oct-18	U (0.003)	U (0.002)	0.0036	0.013	1	0.31	64.32
26-Feb-19	U (0.003)	U (0.002)	0.0066	0.023	**4.6**	1.1	62.77
24-Apr-19	U (0.003)	U (0.002)	0.0065	0.027	**4.2**	0.58	63.62
16-Jul-19	U (0.003)	U (0.002)	0.0066	0.031	**3.4**	0.67	64.30
17-Oct-19	U (0.003)	U (0.002)	0.0052	0.023	2.1	0.30	67.16
12-Aug-20	U (0.001)	U (0.001)	0.00166	0.00735	1.65	0.419	67.39
02-Oct-20	U (0.001)	U (0.001)	0.000720 J	0.002772	0.967	0.250 J	67.08
31-Mar-21	U (0.001)	U (0.001)	0.001 J	0.00276 J	2.86	0.585 J	65.22
18-May-21	U (0.001)	U (0.001)	U (0.001)	U (0.002)	0.419	U (0.800)	66.30
21-Jul-21	U (0.001)	U (0.001)	0.000569 J	0.00135 J	0.724	0.441 B,J	65.68
13-Oct-21	U (0.001)	U (0.001)	U (0.001)	U (0.002)	0.765	0.819 B	67.55
GCLs	**0.0046**	**1.1**	**0.015**	**0.19**	**2.2**	**1.5**	NA

Monitoring Well G-1

Date	Benzene (mg/L)	Toluene (mg/L)	Ethylbenzene (mg/L)	Xylenes (mg/L)	GRO (mg/L)	DRO (mg/L)	GW Elev (feet)
24-Apr-97	**3.700**	**28.00**	**12.00**	**64.00**	**170.00**	**11.00**	62.20
03-Sep-97	0.001	**12.00**	**5.20**	**41.00**	**85.00**	**12.00**	65.72
29-Dec-97	**0.042**	**2.00**	**1.50**	9.30	**34.00**	**3.30**	64.24
23-Apr-98	**0.130**	**3.90**	**4.10**	**23.00**	**91.00**	**8.30**	62.07
03-Aug-98	**0.140**	**3.10**	**3.00**	**19.00**	**76.00**	**12.00**	64.22
02-Nov-98	**0.121**	**4.59**	**4.76**	**27.12**	**70.00**	**5.58**	63.06
12-Feb-99	0.001	**5.40**	**4.00**	**24.00**	**91.00**	**19.00**	61.56
11-May-99	Ice	Ice	Ice	Ice	Ice	Ice	NM
30-Aug-99	0.001	**3.10**	**5.60**	**36.00**	**190.00**	**10.00**	63.46
29-Oct-99	0.001	0.026	0.035	**0.21**	0.89	0.45	66.59
08-Feb-00	0.001	**3.30**	**4.40**	**26.00**	**10.00**	NT	63.11
08-Jun-00	0.001	0.051	0.110	**0.61**	**2.30**	0.33	69.16
30-Aug-00	0.001	0.500	**0.92**	**5.00**	**19.00**	0.57	66.72
30-Nov-00	0.001	**1.20**	**2.30**	**11.00**	**42.00**	**1.90**	64.34
05-Feb-01	0.001	**3.40**	**4.70**	**25.00**	**94.00**	**5.20**	62.39
10-May-01	0.001	0.967	**2.62**	**15.36**	**41.10**	**1.90**	63.81
16-Aug-01	**0.013**	0.401	0.652	**6.18**	**14.30**	**1.99**	64.29
09-Nov-01	**0.013**	0.608	**1.750**	**9.55**	**25.40**	**3.16**	63.50
15-Feb-02	**0.036**	**2.820**	**3.640**	**21.59**	**66.10**	**3.66**	62.09
30-May-02	0.001	**5.520**	**9.940**	**51.80**	**113.00**	**92.60**	62.63
14-Aug-02	**0.048**	**2.13**	**6.15**	**37.27**	**99.60**	**11.20**	64.02
14-Nov-02	**0.053**	**2.35**	**5.37**	**27.17**	**105**	**1.51**	68.74
28-Jan-03	U (0.025)	0.462	**1.04**	**7.55**	**24.8**	**3.83**	65.52
17-Apr-03	**0.217**	**1.15**	**4.55**	**26.9**	**117**	**4.7**	63.23
17-Jul-03	U (0.05)	**1.81**	**6**	**35.6**	**104**	**8.34**	62.90
02-Oct-03	**0.184**	**1.84**	**5.34**	**33.4**	**137**	U (0.32)	62.80
20-Jan-04	U (0.2)	**2.46**	**5.9**	**34.8**	**100**	**10.6**	62.17
13-Apr-04	U (0.1)	**1.49**	**6.37**	**37.5**	**109**	**6.97**	63.76
20-Jul-04	U (0.25)	0.612	**2.67**	**26.2**	**87.1**	**8.09**	63.34
02-Sep-04	U (0.05)	0.38	**2.6**	**18.4**	**48.5**	**4.94**	NM
13-Oct-04	U (0.005)	0.615	**0.232**	**1.87**	**5.98**	**1.9**	65.10
28-Jan-05	U (0.0005)	0.121	**0.0843**	**0.582**	2.08	0.818	NM
11-Apr-05	U (0.0005)	0.069	**0.0374**	**0.306**	0.963	0.78	66.35
12-Aug-05	U (0.0005)	U (0.0005)	U (0.0005)	0.0031	U (0.05)	0.528	68.33
07-Oct-05	U (0.0005)	0.0103	0.0082	0.0713	0.24	U (0.397)	71.48
14-Feb-06	U (0.0005)	0.00831	0.0041	0.0482	0.141	0.676	64.20
18-Apr-06	**0.0147**	0.0874	**0.962**	**6.64**	**24.8**	**8.37**	63.30
06-Jul-06	U (0.0005)	0.00359	0.00289	0.0539	0.153	U (0.394)	63.46
26-Oct-06	U (0.0005)	U (0.0005)	U (0.0005)	U (0.0015)	U (0.05)	U (0.391)	76.53
02-Feb-07	U (0.0005)	0.21	**0.257**	**1.95**	**7.79**	1.04	NM
19-Apr-07	U (0.0005)	0.165	**0.13**	**1.12**	**4.12**	0.894	65.01
07-Aug-07	U (0.0005)	0.0536	**0.0392**	**0.277**	0.891	0.582	65.31
23-Oct-07	U (0.0005)	U (0.0005)	U (0.0005)	0.00566	U (0.05)	U (0.424)	64.23
22-Feb-08	U (0.0005)	0.0129	0.00712	0.068	0.229	0.479	62.02
15-Apr-08	U (0.0005)	0.0247	0.0137	0.116	0.45	0.667	62.01
27-Aug-08	U (0.0005)	0.00662	0.00397	0.0477	0.172	U (0.4)	63.33
22-Oct-08	U (0.0005)	0.032	**0.0226**	**0.255**	0.742	U (0.427)	64.14
05-Feb-09	U (0.0005)	U (0.0005)	U (0.0005)	U (0.0015)	U (0.05)	U (0.463)	62.48
08-Apr-09	U (0.0005)	U (0.0005)	U (0.0005)	0.0021	U (0.05)	U (0.424)	62.85
09-Jul-09	U (0.0005)	0.00137	U (0.001)	0.0188	0.106	U (0.397)	63.28
04-Nov-09	U (0.0005)	0.00856	0.00624	0.0639	0.271	U (0.403)	63.73
27-Jan-10	U (0.0005)	0.00123	U (0.001)	0.0168	0.0757	0.844	61.69
27-May-10	U (0.0005)	0.0114	0.0117	0.0923	0.257	0.538	63.28
19-Aug-10	U (0.0005)	U (0.0005)	0.000537	0.0189	0.184	U (0.455)	63.88
26-Oct-10	U (0.0005)	0.00441	0.00443	0.0574	0.181	0.993	68.65
17-Feb-11	U (0.0005)	U (0.0005)	U (0.0005)	U (0.0015)	U (0.05)	0.491	NM
09-Jun-11	U (0.0005)	0.000913	0.000945	0.0425	0.143	0.635	61.52

Monitoring Well G-1

Date	Benzene (mg/L)	Toluene (mg/L)	Ethylbenzene (mg/L)	Xylenes (mg/L)	GRO (mg/L)	DRO (mg/L)	GW Elev (feet)
20-Sep-11	U (0.0005)	U (0.0005)	U (0.0005)	0.00236	U (0.05)	U (0.431)	63.43
21-Oct-11	U (0.0005)	0.0121	**0.0565**	**0.345**	0.851	U (0.417)	71.53
17-Feb-12	U (0.0005)	0.00128	0.00235	0.0410	0.0787	0.712	NM
17-May-12	U (0.0005)	0.00572	**0.0250**	**0.3390**	0.941	0.596	70.40
05-Sep-12	U (0.0005)	0.00468	0.0139	0.1450	0.404	U (0.424)	73.90
30-Oct-12	U (0.0005)	U (0.0005)	U (0.0005)	U (0.0015)	U (0.05)	U (0.439)	76.36
30-Jan-13	U (0.0005)	U (0.0005)	U (0.0005)	U (0.0015)	U (0.05)	0.461	65.97
10-May-13	U (0.0005)	0.000670	0.0140	0.166	0.248	U (0.424)	71.17
11-Oct-13	U (0.0005)	U (0.0005)	U (0.0005)	U (0.0015)	U (0.05)	U (0.431)	74.89
11-Dec-13	U (0.0005)	U (0.001)	U (0.001)	U (0.003)	U (0.05)	U (0.403)	75.74
19-Feb-14	U (0.0005)	0.000667	U (0.0005)	0.00281	U (0.05)	U (0.403)	70.68
01-May-14	U (0.0005)	U (0.001)	0.0038	0.02800	0.110	U (0.41)	66.53
30-Oct-14	U (0.0005)	U (0.0005)	U (0.0005)	U (0.0015)	U (0.05)	U (0.41)	64.40
11-Feb-15	NT	NT	NT	NT	NT	NT	62.86
15-May-15	U (0.002)	U (0.002)	U (0.003)	U (0.002)	U (0.05)	0.34	61.97
02-Sep-15	U (0.0002)	U (0.001)	U (0.001)	U (0.003)	0.150	U (0.40)	62.83
12-Nov-15	U (0.0020)	U (0.0020)	U (0.0030)	U (0.0020)	U (0.050)	0.63	64.35
28-Jan-16	U (0.0020)	U (0.0020)	U (0.0030)	U (0.0020)	U (0.050)	0.88	63.11
09-May-16	U (0.0002)	U (0.001)	U (0.001)	U (0.003)	U (0.1)	U (0.41)	66.37
24-Oct-16	U (0.0002)	U (0.001)	U (0.001)	U (0.003)	U (0.1)	U (0.41)	64.10
09-Dec-16	U (0.002)	U (0.002)	U (0.003)	U (0.003)	U (0.05)	U (0.11)	63.52
08-Feb-17	NT	NT	NT	NT	NT	NT	62.98
25-Apr-17	U (0.0002)	U (0.002)	U (0.003)	U (0.002)	U (1.0)	0.99	64.05
20-Oct-17	U (0.002)	U (0.002)	U (0.003)	U (0.003)	U (1.0)	1.4	64.50
13-Feb-18	U (0.002)	U (0.002)	U (0.003)	U (0.002)	U (1.0)	0.88	62.88
17-Aug-18	**U (0.015)**	U (0.01)	U (0.015)	U (0.015)	U (0.25)	**1.6**	64.19
25-Oct-18	U (0.003)	U (0.002)	U (0.003)	U (0.003)	U (0.25)	U (0.12)	64.36
26-Feb-19	U (0.003)	U (0.002)	0.0066	U (0.003)	U (0.25)	0.51	62.74
24-Apr-19	U (0.003)	U (0.002)	U (0.003)	U (0.003)	U (0.25)	U (0.25)	72.81
16-Jul-19	U (0.003)	U (0.002)	U (0.003)	U (0.003)	U (0.25)	**1.6**	64.25
17-Oct-19	U (0.003)	U (0.002)	U (0.003)	U (0.003)	U (0.25)	U (0.12)	NM
12-Aug-20	U (0.001)	U (0.001)	U (0.001)	U (0.003)	U (0.100)	0.242	93.50*
02-Oct-20	U (0.001)	U (0.001)	0.000248 J	0.00262 J	0.0337 J	U (0.824)	97.31*
31-Mar-21	NT	NT	NT	NT	NT	NT	NM
18-May-21	U (0.001)	U (0.001)	U (0.001)	U (0.002)	0.0152 B,J	0.405 J	97.24*
21-Jul-21	NT	NT	NT	NT	NT	NT	66.87
13-Oct-21	0.000169	U (0.001)	0.000325 J	0.000554 J	0.182 B	0.518 B,J	NM
GCLs	**0.0046**	**1.1**	**0.015**	**0.19**	**2.2**	**1.5**	NA

Monitoring Well G-2

Date	Benzene (mg/L)	Toluene (mg/L)	Ethylbenzene (mg/L)	Xylenes (mg/L)	GRO (mg/L)	DRO (mg/L)	GW Elev (feet)
24-Apr-97	U	0.001	U	0.0023	U	U	NM
03-Sep-97	U	0.001	U	0.0021	U	U	66.46
29-Dec-97	U	U	U	U	U	U	65.30
23-Apr-98	U	0.002	U	U	U	U	62.94
03-Aug-98	U	U	U	U	U	U	64.10
02-Nov-98	U	U	U	U	U	U	63.99
12-Feb-99	NT	NT	NT	NT	NT	NT	NM
11-May-99	U	U	U	U	U	U	61.57
30-Aug-99	U	U	U	U	U	0.100	64.82
29-Oct-99	U	U	U	U	U	U	66.80
08-Feb-00	NT	NT	NT	NT	NT	NT	62.77
08-Jun-00	U	U	U	0.00	U	U	69.20
30-Aug-00	NT	NT	NT	NT	NT	NT	NM
30-Nov-00	U	U	U	U	U	U	65.20
05-Feb-01	NT	NT	NT	NT	NT	NT	NM
10-May-01	U	U	0.005	0.021	0.114	U	64.07
09-Nov-01	U	U	U	U	U	U	63.28
15-Feb-02	NT	NT	NT	NT	NT	NT	NM
30-May-02	NT	NT	NT	NT	NT	NT	NM
14-Aug-02	NT	NT	NT	NT	NT	NT	65.91
14-Nov-02	NT	NT	NT	NT	NT	NT	NM
28-Jan-03	NT	NT	NT	NT	NT	NT	NM
17-Apr-03	NT	NT	NT	NT	NT	NT	64.19
17-Jul-03	NT	NT	NT	NT	NT	NT	NM
02-Oct-03	NT	NT	NT	NT	NT	NT	NM
20-Jan-04	NT	NT	NT	NT	NT	NT	NM
13-Apr-04	U (0.0005)	U (0.0005)	0.000557	0.00745	U (0.05)	U (0.5)	65.96
20-Jul-04	NT	NT	NT	NT	NT	NT	NM
02-Sep-04	NT	NT	NT	NT	NT	NT	NM
28-Jan-05	NT	NT	NT	NT	NT	NT	NM
11-Apr-05	U (0.0005)	U (0.0005)	U (0.0005)	U (0.0015)	U (0.05)	0.421	65.96
12-Aug-05	NT	NT	NT	NT	NT	NT	NM
07-Oct-05	NT	NT	NT	NT	NT	NT	NM
14-Feb-06	NT	NT	NT	NT	NT	NT	NM
18-Apr-06	NT	NT	NT	NT	NT	NT	64.58
06-Jul-06	NT	NT	NT	NT	NT	NT	NM
26-Oct-06	NT	NT	NT	NT	NT	NT	NM
02-Feb-07	NT	NT	NT	NT	NT	NT	NM
19-Apr-07	NT	NT	NT	NT	NT	NT	NM
07-Aug-07	NT	NT	NT	NT	NT	NT	NM
23-Oct-07	NT	NT	NT	NT	NT	NT	NM
22-Feb-08	NT	NT	NT	NT	NT	NT	NM
15-Apr-08	NT	NT	NT	NT	NT	NT	62.74
27-Aug-08	NT	NT	NT	NT	NT	NT	NM
22-Oct-08	NT	NT	NT	NT	NT	NT	NM
05-Feb-09	NT	NT	NT	NT	NT	NT	NM
08-Apr-09	NT	NT	NT	NT	NT	NT	NM
09-Jul-09	NT	NT	NT	NT	NT	NT	NM
04-Nov-09	NT	NT	NT	NT	NT	NT	NM
27-Jan-10	NT	NT	NT	NT	NT	NT	NM
27-May-10	NT	NT	NT	NT	NT	NT	NM
19-Aug-10	NT	NT	NT	NT	NT	NT	NM
26-Oct-10	NT	NT	NT	NT	NT	NT	NM
17-Feb-11	NT	NT	NT	NT	NT	NT	NM
09-Jun-11	NT	NT	NT	NT	NT	NT	NM
20-Sep-11	NT	NT	NT	NT	NT	NT	NM
21-Oct-11	NT	NT	NT	NT	NT	NT	NM

Monitoring Well G-2

Date	Benzene (mg/L)	Toluene (mg/L)	Ethylbenzene (mg/L)	Xylenes (mg/L)	GRO (mg/L)	DRO (mg/L)	GW Elev (feet)
17-Feb-12	NT	NT	NT	NT	NT	NT	NM
17-May-12	U (0.0005)	U (0.0005)	U (0.0005)	U (0.0015)	U (0.05)	U (0.410)	65.11
05-Sep-12	NT	NT	NT	NT	NT	NT	NM
30-Oct-12	NT	NT	NT	NT	NT	NT	NM
30-Jan-13	NT	NT	NT	NT	NT	NT	NM
10-May-13	U (0.0005)	U (0.0005)	U (0.0005)	U (0.0015)	U (0.05)	U (0.446)	67.42
11-Oct-13	NT	NT	NT	NT	NT	NT	74.73
11-Dec-13	NT	NT	NT	NT	NT	NT	NM
19-Feb-14	NT	NT	NT	NT	NT	NT	NM
01-May-14	U (0.0005)	U (0.001)	U (0.001)	U (0.001)	U (0.05)	U (0.40)	66.19
30-Oct-14	NT	NT	NT	NT	NT	NT	NM
11-Feb-15	NT	NT	NT	NT	NT	NT	NM
15-May-15	NT	NT	NT	NT	NT	NT	DRY
02-Sep-15	NT	NT	NT	NT	NT	NT	NM
12-Nov-15	NT	NT	NT	NT	NT	NT	NM
28-Jan-16	NT	NT	NT	NT	NT	NT	NM
09-May-16	NT	NT	NT	NT	NT	NT	DRY
24-Oct-16	NT	NT	NT	NT	NT	NT	NM
09-Dec-16	NT	NT	NT	NT	NT	NT	NM
08-Feb-17	NT	NT	NT	NT	NT	NT	NM
25-Apr-17	U (0.0002)	U (0.002)	U (0.003)	U (0.002)	U (1.0)	U (0.11)	64.07
20-Oct-17	NT	NT	NT	NT	NT	NT	65.23
13-Feb-18	NT	NT	NT	NT	NT	NT	NM
17-Aug-18	U (0.003)	U (0.002)	U (0.003)	U (0.003)	U (0.25)	U (0.12)	64.74
25-Oct-18	NT	NT	NT	NT	NT	NT	NM
26-Feb-29	NT	NT	NT	NT	NT	NT	NM
24-Apr-19	U (0.003)	U (0.002)	U (0.003)	U (0.003)	U (0.25)	U (0.27)	64.70
16-Jul-19	NT	NT	NT	NT	NT	NT	NM
17-Oct-19	NT	NT	NT	NT	NT	NT	NM
12-Aug-20	NT	NT	NT	NT	NT	NT	NM
02-Oct-20	U (0.001)	U (0.001)	U (0.001)	U (0.002)	U (0.100)	U (0.808)	67.83
13-Oct-21	0.000101 J	U (0.001)	U (0.001)	U (0.002)	0.0809 B,J	0.363 B,J	68.29
GCLs	**0.0046**	**1.1**	**0.015**	**0.19**	**2.2**	**1.5**	NA

Monitoring Well G-3

Date	Benzene (mg/L)	Toluene (mg/L)	Ethylbenzene (mg/L)	Xylenes (mg/L)	GRO (mg/L)	DRO (mg/L)	GW Elev (feet)
24-Apr-97	0.001	**7.60**	**5.40**	**26.00**	**70.00**	**5.10**	64.02
03-Sep-97	**0.080**	**2.00**	**1.40**	**7.70**	**21.00**	**7.50**	64.72
29-Dec-97	**0.057**	0.43	**1.50**	**4.70**	**19.00**	**3.50**	63.33
23-Apr-98	0.001	0.49	**3.10**	**10.00**	**40.00**	**6.90**	61.11
03-Aug-98	**0.140**	0.45	**3.30**	**10.00**	**39.00**	**2.00**	62.23
02-Nov-98	0.001	0.58	**3.00**	**10.27**	**30.00**	**2.43**	62.07
12-Feb-99	0.001	0.52	**3.90**	**12.00**	**48.00**	**8.00**	60.58
11-May-99	**0.051**	0.12	**1.02**	**4.16**	**14.00**	**17.60**	60.43
30-Aug-99	0.001	0.12	**1.60**	**3.90**	**19.00**	**4.60**	62.48
29-Oct-99	0.0018	0.0016	**0.017**	0.073	0.32	0.92	66.44
08-Feb-00	**0.007**	0.0380	**0.470**	**0.890**	**4.00**	0.00	62.56
08-Jun-00	0.001	U	0.003	0.01	0.00	1.10	69.16
30-Aug-00	0.001	0.0018	0.004	0.03	0.12	0.51	66.67
30-Nov-00	**0.006**	0.0320	**0.320**	**0.68**	**2.90**	**5.50**	63.83
05-Feb-01	**0.006**	0.1400	**0.460**	**0.90**	**4.30**	**5.90**	61.72
10-May-01	0.001	U	0.003	0.009	0.00	**12.80**	62.84
16-Aug-01	**0.005**	0.0613	**0.390**	**0.856**	**2.76**	**8.75**	63.44
09-Nov-01	**0.034**	0.0828	**0.019**	0.103	0.57	**1.57**	62.59
15-Feb-02	**0.008**	0.1190	**0.049**	0.156	0.87	**70.70**	61.16
30-May-02	**0.021**	0.0809	**0.200**	**0.605**	**2.25**	**34.20**	62.13
14-Aug-02	**0.029**	0.1470	**0.488**	**1.490**	**5.44**	**5.68**	63.37
14-Nov-02	**0.0658**	0.186	**0.804**	**1.9704**	**8.97**	**4.08**	68.85
28-Jan-03	**0.0571**	0.0914	**0.319**	**0.644**	**2.93**	**7.89**	64.85
17-Apr-03	0.00288	0.0274	**0.0282**	0.082	0.585	**4.58**	62.58
17-Jul-03	U (0.0005)	0.0165	0.0107	0.0327	0.233	**7.48**	62.29
02-Oct-03	U (0.0005)	0.00224	0.000626	0.00232	U (0.08)	1.14	62.25
20-Jan-04	U (0.0005)	0.0439	0.00399	0.0127	0.144	**1.83**	61.39
13-Apr-04	U (0.005)	0.0261	**0.0472**	0.148	0.855	**2.89**	62.78
20-Jul-04	U (0.0005)	0.0305	0.0028	0.00853	0.164	**19.4**	63.86
02-Sep-04	NT	NT	NT	NT	NT	NT	NM
13-Oct-04	U (0.0005)	0.000537	U (0.0005)	U (0.001)	U (0.08)	**2.11**	64.04
28-Jan-05	0.000857	0.0293	0.00078	0.0038	0.0973	**3.65**	64.60
11-Apr-05	0.00311	0.0113	0.00232	0.0253	0.127	**2.58**	63.60
12-Aug-05	U (0.0005)	U (0.0005)	U (0.0005)	U (0.0015)	U (0.05)	1.14	68.30
07-Oct-05	U (0.0005)	0.00234	U (0.0005)	U (0.0015)	U (0.05)	**2.85**	71.45
14-Feb-06	0.000874	0.076	0.00129	0.0072	0.215	**3**	63.13
18-Apr-06	U (0.0005)	0.0614	0.000884	0.00356	0.181	**7.64**	62.66
06-Jul-06	U (0.0005)	0.00252	U (0.0005)	U (0.0015)	U (0.05)	**3.17**	62.79
26-Oct-06	U (0.0005)	U (0.0005)	U (0.0005)	U (0.0015)	U (0.05)	1.06	76.42
02-Feb-07	**0.00528**	0.0513	0.0017	0.0154	0.236	**2.27**	NM
19-Apr-07	NT	NT	NT	NT	NT	NT	NM
07-Aug-07	U (0.0005)	U (0.0005)	U (0.0005)	U (0.0015)	U (0.05)	0.841	62.24
23-Oct-07	**0.00502**	0.0358	**0.02**	0.0319	0.322	1.41	62.23
21-Feb-08	**0.00517**	0.0307	**0.067**	0.144	0.771	0.93	60.73
15-Apr-08	**0.00562**	0.04	**0.135**	**0.211**	1.44	0.604	60.72
27-Aug-08	**0.0138**	0.436	**0.842**	**2.88**	**7.26**	0.978	62.69
22-Oct-08	**0.0124**	0.514	**0.96**	**3.57**	**9.55**	0.83	62.80
05-Feb-09	U (0.01)	0.234	**1.17**	**4.73**	**15.7**	0.909	61.40
19-Feb-09	**0.0071**	0.0493	**0.0834**	**0.241**	1.04	**9.47**	NM
08-Apr-09	U (0.005)	0.0702	**0.378**	**1.43**	**4.2**	**1.51**	60.84
09-Jul-09	U (0.0005)	0.0415	**1.12**	**4.32**	**3.01**	**1.81**	61.93
04-Nov-09	U (0.0005)	0.101	**0.579**	**2.55**	**12.7**	U (0.400)	61.69
27-Jan-10	U (0.0005)	0.0157	**0.337**	**2.01**	**6.47**	1.12	60.29
27-May-10	U (0.0005)	0.000748	**0.0379**	0.137	0.936	1.01	61.19
19-Aug-10	U (0.0005)	0.000756	**0.0336**	0.120	0.933	U (0.403)	62.19
26-Oct-10	U (0.0025)	U (0.0025)	**0.153**	**0.643**	**4.62**	U (0.397)	61.98
17-Feb-11	U (0.0005)	0.00112	**0.0647**	**0.222**	2.11	**4.10**	60.36

Monitoring Well G-3

Date	Benzene (mg/L)	Toluene (mg/L)	Ethylbenzene (mg/L)	Xylenes (mg/L)	GRO (mg/L)	DRO (mg/L)	GW Elev (feet)
09-Jun-11	0.000536	0.00188	**0.0666**	**0.232**	**2.26**	U (0.446)	60.45
20-Sep-11	U (0.0005)	0.000718	**0.0235**	0.0794	1.69	U (0.400)	62.17
21-Oct-11	0.00107	0.00126	**0.0325**	0.105	**2.51**	U (0.417)	61.76
17-Feb-12	0.000809	0.000792	**0.0536**	0.131	**2.62**	1.15	60.66
17-May-12	0.00117	0.00164	**0.0899**	**0.303**	**5.91**	0.560	62.88
05-Sep-12	U (0.0005)	U (0.0005)	**0.166**	0.049	0.710	U (0.424)	NM
30-Oct-12	U (0.0005)	U (0.0005)	U (0.0005)	U (0.0015)	U (0.05)	U (0.431)	76.33
30-Jan-13	U (0.0005)	0.00364	**0.0182**	0.056	0.818	0.670	65.89
10-May-13	0.00153	0.00151	**0.0554**	0.167	1.35	U (0.439)	65.55
11-Oct-13	U (0.0005)	U (0.0005)	U (0.0005)	U (0.0015)	U (0.05)	U (0.391)	74.62
11-Dec-13	U (0.0005)	U (0.001)	U (0.001)	U (0.003)	U (0.05)	U (0.417)	75.70
19-Feb-14	U (0.0005)	U (0.0005)	0.00066	0.00177	U (0.05)	0.928	70.63
01-May-14	U (0.0005)	0.001	0.0066	0.017	0.300	**4.80**	65.77
30-Oct-14	U (0.0005)	U (0.0005)	0.0097	0.023	0.460	1.00	63.61
11-Feb-15	0.002	0.0011	**0.0870**	**0.240**	**4.80**	**12.00**	61.31
15-May-15	U (0.002)	U (0.002)	0.0078	0.015	**2.6**	1.3	60.81
02-Sep-15	U (0.0002)	U (0.001)	0.0079	0.0064	1.1	U (0.40)	61.30
12-Nov-15	U (0.0020)	U (0.0020)	**0.036**	0.069	**3.2**	0.26	63.19
28-Jan-16	U (0.0020)	U (0.0020)	**0.027**	0.052	**3.2**	0.76	61.95
09-May-16	0.0002	U (0.001)	0.0086	0.012	1.6	0.58	62.85
24-Oct-16	0.0002	U (0.001)	0.0017	0.0036	**4.4**	0.37	62.53
09-Dec-16	U (0.002)	U (0.002)	0.002	0.0038	**4.2**	0.48	61.97
08-Feb-17	NT	NT	NT	NT	NT	NT	61.12
25-Apr-17	U (0.0002)	U (0.002)	0.0089	**0.016**	**2.3**	**4.7**	62.36
20-Oct-17	U (0.002)	U (0.002)	U (0.003)	U(0.003)	U(1.0)	**3**	63.07
13-Feb-18	U (0.002)	0.0054	U (0.003)	0.0047	U (1.0)	**6.7**	61.76
17-Aug-18	U (0.003)	0.00091 J	0.0047	0.00938 J	0.99	**3.2**	62.78
25-Oct-18	U (0.003)	U (0.002)	U (0.003)	U (0.003)	0.37	**2.3**	63.06
26-Feb-19	U (0.003)	U (0.002)	0.006	0.013	1.7	**8.5**	61.46
24-Apr-19	U (0.003)	U (0.002)	0.0034	0.0068	1.6	**7.7**	62.48
16-Jul-19	U (0.003)	U (0.002)	0.0033	0.006	1.3	**4.6**	63.05
17-Oct-19	U (0.003)	U (0.002)	U (0.003)	U (0.003)	0.58	**3.6 H**	65.53
12-Aug-20	U (0.001)	U (0.001)	0.000754	0.00159	0.173	0.339	67.25
02-Oct-20	U (0.001)	U (0.001)	0.000143	U (0.002)	0.12	1.45	66.93
03-Mar-21	U (0.001)	U (0.001)	0.00091 J	0.00086 J	1.01	1.47	62.99
18-May-21	U (0.001)	U (0.001)	U (0.001)	U (0.002)	1.36	**8.48**	64.72
21-Jul-21	U (0.001)	0.000279 J	0.00163	0.00150 J	1.68	**2.32 B**	64.53
13-Oct-21	U (0.001)	U (0.001)	U (0.001)	U (0.002)	0.176 B	0.865 B	67.37
GCLs	**0.0046**	**1.1**	**0.015**	**0.19**	**2.2**	**1.5**	NA

Monitoring Well G-4

Date	Benzene (mg/L)	Toluene (mg/L)	Ethylbenzene (mg/L)	Xylenes (mg/L)	GRO (mg/L)	DRO (mg/L)	GW Elev (feet)
24-Apr-97	U	0.001	U	0.0048	U	NT	NM
03-Sep-97	U	U	U	U	U	0.32	63.34
29-Dec-97	U	U	U	U	U	U	62.44
23-Apr-98	U	U	U	U	U	U	58.99
03-Aug-98	U	U	U	U	U	U	61.02
02-Nov-98	U	0.0012	U	0.0011	U	U	60.65
12-Feb-99	U	U	U	U	U	0.36	57.89
10-May-99	U	U	0.0065	0.0279	0.091	**1.98**	57.53
30-Aug-99	U	U	U	U	U	U	60.64
29-Oct-99	U	U	U	U	U	U	66.09
08-Feb-00	NT	NT	NT	NT	NT	NT	NM
08-Jun-00	U	U	U	U	U	0.300	68.92
30-Aug-00	NT	NT	NT	NT	NT	NT	NM
30-Nov-00	U	U	U	U	U	U	63.27
05-Feb-01	NT	NT	NT	NT	NT	NT	60.65
10-May-01	U	U	U	0.002	U	U	61.25
09-Nov-01	U	U	U	U	U	U	61.22
15-Feb-02	NT	NT	NT	NT	NT	NT	58.19
30-May-02	U	0.003	U	U	U	U	59.63
14-Aug-02	NT	NT	NT	NT	NT	NT	61.84
14-Nov-02	NT	NT	NT	NT	NT	NT	NM
28-Jan-03	NT	NT	NT	NT	NT	NT	64.13
17-Apr-03	U (0.0005)	U (0.0005)	U (0.0005)	U (0.001)	U (0.08)	U (0.25)	61.10
17-Jul-03	NT	NT	NT	NT	NT	NT	60.82
02-Oct-03	NT	NT	NT	NT	NT	NT	60.39
20-Jan-04	NT	NT	NT	NT	NT	NT	58.80
13-Apr-04	U (0.0005)	U (0.0005)	U (0.0005)	U (0.0015)	U (0.05)	U (0.5)	59.58
20-Jul-04	NT	NT	NT	NT	NT	NT	NM
02-Sep-04	NT	NT	NT	NT	NT	NT	NM
28-Jan-05	NT	NT	NT	NT	NT	NT	63.32
11-Apr-05	U (0.0005)	U (0.0005)	U (0.0005)	U (0.0015)	U (0.05)	**1.67**	62.06
12-Aug-05	NT	NT	NT	NT	NT	NT	NM
07-Oct-05	NT	NT	NT	NT	NT	NT	71.21
14-Feb-06	NT	NT	NT	NT	NT	NT	62.63
18-Apr-06	U (0.0005)	U (0.0005)	U (0.0005)	U (0.0015)	U (0.05)	U (0.407)	61.01
06-Jul-06	NT	NT	NT	NT	NT	NT	61.46
26-Oct-06	NT	NT	NT	NT	NT	NT	76.18
02-Feb-07	NT	NT	NT	NT	NT	NT	NM
19-Apr-07	U (0.0005)	U (0.0005)	U (0.0005)	U (0.0015)	U (0.05)	U (0.431)	62.50
07-Aug-07	NT	NT	NT	NT	NT	NT	NM
23-Oct-07	NT	NT	NT	NT	NT	NT	NM
22-Feb-08	NT	NT	NT	NT	NT	NT	NM
15-Apr-08	U (0.0005)	U (0.0005)	U (0.0005)	U (0.0015)	U (0.05)	0.436	58.07
27-Aug-08	NT	NT	NT	NT	NT	NT	61.28
22-Oct-08	NT	NT	NT	NT	NT	NT	61.54
05-Feb-09	NT	NT	NT	NT	NT	NT	59.07
19-Feb-09	U (0.0005)	U (0.0005)	U (0.0005)	U (0.0015)	U (0.05)	U (0.463)	NM
08-Apr-09	NT	NT	NT	NT	NT	NT	57.24
09-Jul-09	NT	NT	NT	NT	NT	NT	59.94
04-Nov-09	NT	NT	NT	NT	NT	NT	NM
27-Jan-10	NT	NT	NT	NT	NT	NT	56.82
27-May-10	U (0.0005)	U (0.0005)	U (0.0005)	U (0.0015)	U (0.05)	U (0.431)	57.47
19-Aug-10	NT	NT	NT	NT	NT	NT	59.04
26-Oct-10	NT	NT	NT	NT	NT	NT	59.95
17-Feb-11	NT	NT	NT	NT	NT	NT	56.83
09-Jun-11	U (0.0005)	U (0.0005)	U (0.0005)	U (0.0015)	U (0.05)	U (0.424)	57.29
20-Sep-11	NT	NT	NT	NT	NT	NT	59.96

Monitoring Well G-4

Date	Benzene (mg/L)	Toluene (mg/L)	Ethylbenzene (mg/L)	Xylenes (mg/L)	GRO (mg/L)	DRO (mg/L)	GW Elev (feet)
21-Oct-11	NT	NT	NT	NT	NT	NT	59.90
17-Feb-12	NT	NT	NT	NT	NT	NT	57.21
17-May-12	U (0.0005)	U (0.0005)	U (0.0005)	U (0.0015)	U (0.05)	0.819	60.90
05-Sep-12	NT	NT	NT	NT	NT	NT	NM
30-Oct-12	NT	NT	NT	NT	NT	NT	76.02
30-Jan-13	NT	NT	NT	NT	NT	NT	65.81
10-May-13	U (0.0005)	U (0.0005)	U (0.0005)	U (0.0015)	U (0.05)	U (0.463)	64.66
11-Oct-13	NT	NT	NT	NT	NT	NT	74.35
11-Dec-13	NT	NT	NT	NT	NT	NT	NM
19-Feb-14	NT	NT	NT	NT	NT	NT	70.46
01-May-14	U (0.0005)	U (0.001)	U (0.001)	U (0.001)	U (0.05)	U (0.42)	65.39
30-Oct-14	NT	NT	NT	NT	NT	NT	NM
11-Feb-15	NT	NT	NT	NT	NT	NT	NM
15-May-15	U (0.002)	U (0.002)	U (0.003)	U (0.002)	U (0.05)	U (0.23)	57.78
02-Sep-15	NT	NT	NT	NT	NT	NT	NM
12-Nov-15	NT	NT	NT	NT	NT	NT	61.97
28-Jan-16	NT	NT	NT	NT	NT	NT	60.14
09-May-16	U (0.0002)	U (0.001)	U (0.001)	U (0.003)	U (0.1)	U (0.42)	60.67
24-Oct-16	NT	NT	NT	NT	NT	NT	60.7
09-Dec-16	NT	NT	NT	NT	NT	NT	59.94
08-Feb-17	NT	NT	NT	NT	NT	NT	57.36
25-Apr-17	U (0.0002)	U (0.002)	U (0.003)	U (0.002)	U (1.0)	U (0.11)	58.77
20-Oct-17	NT	NT	NT	NT	NT	NT	61.02
13-Feb-18	NT	NT	NT	NT	NT	NT	59.22
17-Aug-18	U (0.003)	U (0.002)	U (0.003)	U (0.003)	U (0.25)	U (0.12)	60.90
25-Oct-18	NT	NT	NT	NT	NT	NT	61.56
26-Feb-19	NT	NT	NT	NT	NT	NT	NM
24-Apr-19	U (0.003)	U (0.002)	U (0.003)	U (0.003)	U (0.25)	U (0.28)	60.29
16-Jul-19	NT	NT	NT	NT	NT	NT	61.15
17-Oct-19	NT	NT	NT	NT	NT	NT	63.33
12-Aug-20	NT	NT	NT	NT	NT	NT	NM
02-Oct-20	U (0.001)	U (0.001)	U (0.001)	U (0.002)	U (0.100)	0.281 J	66.26
18-May-21	NC	NC	NC	NC	NC	NC	62.49
13-Oct-21	U (0.001)	U (0.001)	U (0.001)	U (0.002)	0.0580 B,J	0.313 B,J	66.82
GCLs	**0.0046**	**1.1**	**0.015**	**0.19**	**2.2**	**1.5**	NA

Monitoring Well G-5

Date	Benzene (mg/L)	Toluene (mg/L)	Ethylbenzene (mg/L)	Xylenes (mg/L)	GRO (mg/L)	DRO (mg/L)	GW Elev (feet)
24-Apr-97	**0.032**	0.56	**0.91**	5.20	**17.00**		58.34
03-Sep-97	0.001	U	**1.10**	5.40	**25.00**	**4.80**	63.30
29-Dec-97	**0.065**	0.15	**1.00**	4.70	**19.00**	**4.00**	62.25
23-Apr-98	**0.048**	0.068	**0.38**	1.70	**11.00**	**2.70**	59.07
03-Aug-98	0.001	U	U	0.0019	0.00	0.27	60.74
02-Nov-98	**0.026**	0.01	**0.12**	0.27	**3.70**	**1.82**	60.43
12-Feb-99	NT	NT	NT	NT	NT	NT	NM
10-May-99	NT	NT	NT	NT	NT	NT	NM
31-Aug-99	**0.011**	0.029	**0.340**	**0.900**	**4.60**	0.950	60.55
29-Oct-99	**0.024**	0.006	**0.066**	0.110	**2.70**	0.40	66.08
08-Feb-00	**0.008**	0.006	**0.053**	0.100	**4.20**	NT	61.10
08-Jun-00	0.001	U	**0.023**	0.04	0.61	0.00	69.02
30-Aug-00	0.001	U	0.004	0.008	0.220	0.001	66.58
30-Nov-00	**0.012**	0.006	**0.079**	0.140	**3.900**	0.490	63.26
05-Feb-01	**0.015**	0.008	**0.016**	0.026	2.100	0.320	60.47
10-May-01	**0.007**	U	**0.061**	0.100	1.620	0.001	61.12
16-Aug-01	**0.031**	0.011	**0.042**	0.065	**2.740**	U	62.11
09-Nov-01	0.004	U	U	0.002	0.258	U	61.05
15-Feb-02	NT	NT	NT	NT	NT	NT	NM
30-May-02	NT	NT	NT	NT	NT	NT	NM
14-Aug-02	**0.013**	0.003	**0.145**	0.182	**2.530**	0.552	61.71
14-Nov-02	0.00257	U (0.002)	U (0.002)	U (0.002)	0.137	U (0.5)	68.57
28-Jan-03	**0.064**	U (0.02)	**0.0733**	0.0667	**2.4**	1.2	64.08
17-Apr-03	**0.0181**	0.002	**0.0834**	0.186	**3.14**	0.418	61.01
17-Jul-03	U (0.005)	U (0.005)	**0.0666**	0.184	**2.72**	U (0.5)	60.80
02-Oct-03	**0.0125**	0.00577	**0.127**	**0.217**	**4.33**	U (0.32)	60.51
20-Jan-04	NT	NT	NT	NT	NT	NT	NM
13-Apr-04	U (0.0005)	U (0.0005)	U (0.0005)	U (0.0015)	0.0539	U (0.5)	59.99
20-Jul-04	0.00351	U (0.0005)	**0.0561**	0.0239	1.7	0.484	60.95
02-Sep-04	NT	NT	NT	NT	NT	NT	NM
13-Oct-04	**0.009**	0.00155	**0.0893**	0.113	**2.71**	0.443	57.72
28-Jan-05	0.0011	0.00198	**0.0183**	0.02	1.35	0.45	63.15
11-Apr-05	U (0.0005)	0.000845	0.0138	0.0117	1.06	U (0.391)	61.89
12-Aug-05	U (0.0005)	U (0.0005)	U (0.0005)	U (0.0015)	U (0.05)	U (0.41)	68.20
07-Oct-05	U (0.0005)	U (0.0005)	U (0.0005)	U (0.0015)	U (0.05)	U (0.407)	71.31
14-Feb-06	0.00186	0.00136	**0.0163**	0.0066	1.34	0.475	62.43
18-Apr-06	0.0018	0.000663	**0.153**	**0.24**	2.04	0.693	62.00
06-Jul-06	0.00141	0.00158	**0.0932**	0.103	1.14	U (0.41)	61.34
26-Oct-06	U (0.0005)	U (0.0005)	U (0.0005)	U (0.0015)	U (0.05)	U (0.41)	76.31
02-Feb-07	NT	NT	NT	NT	NT	NT	NM
19-Apr-07	U (0.0005)	U (0.0005)	**0.0163**	0.0227	0.774	U (0.435)	62.68
07-Aug-07	0.00147	U (0.0005)	0.00611	0.007	0.529	U (0.407)	60.94
23-Oct-07	U (0.0005)	U (0.0005)	0.00534	0.00603	0.4	U (0.446)	60.75
21-Feb-08	0.00231	0.000739	**0.0592**	0.0523	1.97	U (0.417)	58.73
15-Apr-08	NT	NT	NT	NT	NT	NT	58.39
27-Aug-08	U (0.0005)	U (0.0005)	**0.0203**	0.0243	0.506	U (0.4)	61.12
22-Oct-08	U (0.0005)	U (0.0005)	0.00629	0.00512	0.35	U (0.420)	61.35
05-Feb-09	0.00093	0.00211	**0.0898**	0.101	2.02	0.59	59.36
19-Feb-09	0.00249	0.00283	**0.129**	**0.262**	1.96	0.689	NM
08-Apr-09	**0.0058**	0.169	**0.26**	**0.634**	**3.84**	U (0.435)	57.51
09-Jul-09	0.00267	0.00452	**0.184**	**0.284**	**2.51**	U (0.410)	60.05
04-Nov-09	0.00365	0.00739	**0.292**	**0.645**	**4.13**	U (0.397)	59.31
27-Jan-10	0.00385	0.0313	**0.499**	**1.51**	**7.17**	U (0.427)	57.11
27-May-10	0.0022	0.0218	**0.406**	**1.22**	**5.19**	0.668	57.97
19-Aug-10	0.00105	0.00307	**0.233**	**0.977**	**3.27**	0.415	59.56
26-Oct-10	U (0.0022)	U (0.0005)	**0.0449**	0.0723	0.741	U (0.403)	60.06
17-Feb-11	0.00291	0.0034	**0.108**	**0.472**	**3.11**	U (0.410)	57.11

Monitoring Well G-5

Date	Benzene (mg/L)	Toluene (mg/L)	Ethylbenzene (mg/L)	Xylenes (mg/L)	GRO (mg/L)	DRO (mg/L)	GW Elev (feet)
09-Jun-11	0.00199	0.00405	**0.173**	**0.856**	**5.08**	0.436	57.63
20-Sep-11	0.00101	0.00133	**0.0362**	0.138	0.975	U (0.403)	60.13
21-Oct-11	U (0.0005)	U (0.0005)	0.0121	0.0303	0.365	U (0.439)	60.05
17-Feb-12	0.00403	0.00497	**0.0807**	**0.476**	**2.80**	0.726	57.53
17-May-12	0.000704	0.000734	0.0125	0.0378	0.683	0.541	60.79
05-Sep-12	NT	NT	NT	NT	NT	NT	NM
30-Oct-12	U (0.0005)	U (0.0005)	U (0.0005)	U (0.0015)	U (0.05)	U (0.410)	76.18
30-Jan-13	U (0.0005)	U (0.0005)	U (0.0005)	U (0.0015)	U (0.05)	U (0.403)	65.81
10-May-13	0.000520	0.000627	U (0.0005)	0.00194	0.221	U (0.400)	64.83
11-Oct-13	U (0.0005)	U (0.0005)	U (0.0005)	U (0.0015)	U (0.05)	U (0.439)	74.49
11-Dec-13	U (0.0005)	U (0.001)	U (0.001)	U (0.003)	U (0.05)	U (0.403)	75.58
19-Feb-14	U (0.0005)	U (0.0005)	U (0.0005)	U (0.0015)	U (0.05)	U (0.400)	70.56
01-May-14	U (0.005)	U (0.001)	U (0.001)	U (0.001)	U (0.05)	U (0.41)	65.66
30-Oct-14	0.000860	U (0.0005)	U (0.0005)	U (0.0015)	0.190	U (0.42)	62.96
11-Feb-15	U (0.0005)	U (0.0005)	0.0031	0.0031	0.280	U (0.42)	59.60
15-May-15	NT	NT	NT	NT	NT	NT	DRY
02-Sep-15	NT	NT	NT	NT	NT	NT	DRY
12-Nov-15	U (0.0020)	U (0.0020)	U (0.0030)	U (0.0020)	0.32	U (0.21)	61.78
28-Jan-16	U (0.0020)	U (0.0020)	U (0.0030)	U (0.0020)	U (0.050)	U (0.11)	60.14
9-May-16	NT	NT	NT	NT	NT	NT	DRY
24-Oct-16	U (0.0002)	U (0.001)	U (0.001)	U (0.003)	U (0.1)	U (0.41)	60.57
9-Dec-16	U (0.002)	U (0.001)	0.0063	0.0034	0.17	U (0.12)	59.98
8-Feb-17	NT	NT	NT	NT	NT	NT	DRY
24-Apr-17	U (0.0002)	U (0.001)	0.085	**0.44**	1.4	0.22	59.64
20-Oct-17	U (0.002)	U (0.002)	U (0.003)	U (0.003)	U(1.0)	U(0.110)	60.86
13-Feb-18	U (0.002)	U (0.002)	U (0.003)	U (0.002)	U (1.0)	U (0.13)	59.52
17-Aug-18	U (0.003)	U (0.002)	U (0.003)	U (0.003)	U (0.25)	U (0.12)	60.76
25-Oct-18	U (0.003)	U (0.002)	U (0.003)	U (0.003)	U (0.25)	U (0.12)	61.38
26-Feb-19	U (0.003)	U (0.002)	U (0.003)	U (0.003)	U (0.25)	0.12	59.39
24-Apr-19	U (0.003)	U (0.002)	0.0086	0.0068	U (0.25)	U (0.27)	60.41
16-Jul-19	U (0.003)	U (0.002)	U (0.003)	U (0.003)	U (0.25)	U (0.12)	61.58
17-Oct-19	U (0.003)	U (0.002)	U (0.003)	U (0.003)	U (0.25)	U (0.12)	63.67
12-Aug-20	U (0.001)	U (0.001)	U (0.001)	U (0.003)	U (0.100)	U (0.864)	66.9
02-Oct-20	0.000236 J	U (0.001)	U (0.001)	U (0.002)	0.0189 J	0.406 J	66.27
18-May-21	U (0.001)	U (0.001)	0.0017	U (0.002)	0.0693 B,J	U (0.800)	62.54
21-Jul-21	U (0.001)	U (0.001)	U (0.001)	U (0.003)	0.0478 B,J	0.340 B,J	62.61
13-Oct-21	0.000267 J	U (0.001)	U (0.001)	U (0.002)	0.0776 B,J	0.402 B,J	66.86
GCLs	**0.0046**	**1.1**	**0.015**	**0.19**	**2.2**	**1.5**	NA

Monitoring Well G-6

Date	Benzene (mg/L)	Toluene (mg/L)	Ethylbenzene (mg/L)	Xylenes (mg/L)	GRO (mg/L)	DRO (mg/L)	GW Elev (feet)
03-Sep-97	U	0.013	0.006	0.042	0.088	**13**	NM
29-Dec-97	**0.039**	0.0019	0.0014	0.0087	0.031	**3.600**	NM
03-Aug-98	U	U	U	U	U	U	60.89
02-Nov-98	0.001	0.0085	0.014	0.070	0.190	U	60.97
12-Feb-99	U	U	U	U	U	U	61.46
11-May-99	U	U	U	0.0026	U	U	58.37
30-Aug-99	U	U	U	U	U	U	61.27
29-Oct-99	U	U	U	U	U	U	66.60
08-Feb-00	NT	NT	NT	NT	NT	NT	61.54
08-Jun-00	U	U	U	U	U	U	69.19
30-Aug-00	NT	NT	NT	NT	NT	NT	66.68
30-Nov-00	U	U	U	U	U	U	63.30
05-Feb-01	NT	NT	NT	NT	NT	NT	NM
10-May-01	U	U	U	U	U	U	61.63
09-Nov-01	U	U	U	U	U	U	61.39
15-Feb-02	NT	NT	NT	NT	NT	NT	NM
30-May-02	U	U	U	U	U	U	60.60
14-Aug-02	NT	NT	NT	NT	NT	NT	NM
14-Nov-02	NT	NT	NT	NT	NT	NT	NM
28-Jan-03	NT	NT	NT	NT	NT	NT	NM
17-Apr-03	U (0.0005)	U (0.0005)	U (0.0005)	U (0.001)	U (0.08)	U (0.25)	61.44
17-Jul-03	NT	NT	NT	NT	NT	NT	61.21
02-Oct-03	NT	NT	NT	NT	NT	NT	NM
20-Jan-04	NT	NT	NT	NT	NT	NT	NM
13-Apr-04	U (0.0005)	U (0.0005)	U (0.0005)	U (0.0015)	U (0.05)	U (0.5)	61.21
20-Jul-04	NT	NT	NT	NT	NT	NT	NM
02-Sep-04	NT	NT	NT	NT	NT	NT	NM
28-Jan-05	NT	NT	NT	NT	NT	NT	NM
11-Apr-05	NT	NT	NT	NT	NT	NT	NM
12-Aug-05	NT	NT	NT	NT	NT	NT	NM
07-Oct-05	NT	NT	NT	NT	NT	NT	NM
14-Feb-06	NT	NT	NT	NT	NT	NT	NM
18-Apr-06	NT	NT	NT	NT	NT	NT	NM
06-Jul-06	NT	NT	NT	NT	NT	NT	NM
26-Oct-06	NT	NT	NT	NT	NT	NT	NM
02-Feb-07	NT	NT	NT	NT	NT	NT	NM
19-Apr-07	NT	NT	NT	NT	NT	NT	NM
07-Aug-07	NT	NT	NT	NT	NT	NT	NM
23-Oct-07	NT	NT	NT	NT	NT	NT	NM
22-Feb-08	NT	NT	NT	NT	NT	NT	NM
15-Apr-08	NT	NT	NT	NT	NT	NT	NM
27-Aug-08	NT	NT	NT	NT	NT	NT	NM
22-Oct-08	NT	NT	NT	NT	NT	NT	NM
05-Feb-09	NT	NT	NT	NT	NT	NT	NM
08-Apr-09	NT	NT	NT	NT	NT	NT	NM
09-Jul-09	NT	NT	NT	NT	NT	NT	NM
04-Nov-09	NT	NT	NT	NT	NT	NT	NM
27-Jan-10	NT	NT	NT	NT	NT	NT	NM
27-May-10	NT	NT	NT	NT	NT	NT	NM
19-Aug-10	NT	NT	NT	NT	NT	NT	NM
26-Oct-10	NT	NT	NT	NT	NT	NT	NM
17-Feb-11	NT	NT	NT	NT	NT	NT	NM
09-Jun-11	NT	NT	NT	NT	NT	NT	NM
20-Sep-11	NT	NT	NT	NT	NT	NT	NM
21-Oct-11	NT	NT	NT	NT	NT	NT	NM
17-Feb-12	NT	NT	NT	NT	NT	NT	NM
17-May-12	NT	NT	NT	NT	NT	NT	NM

Monitoring Well G-6

Date	Benzene (mg/L)	Toluene (mg/L)	Ethylbenzene (mg/L)	Xylenes (mg/L)	GRO (mg/L)	DRO (mg/L)	GW Elev (feet)
05-Sep-12	NT	NT	NT	NT	NT	NT	NM
30-Oct-12	NT	NT	NT	NT	NT	NT	NM
30-Jan-13	NT	NT	NT	NT	NT	NT	NM
10-May-13	NT	NT	NT	NT	NT	NT	NM
11-Oct-13	NT	NT	NT	NT	NT	NT	NM
11-Dec-13	NT	NT	NT	NT	NT	NT	NM
19-Feb-14	NT	NT	NT	NT	NT	NT	NM
01-May-14	NT	NT	NT	NT	NT	NT	NM
30-Oct-14	NT	NT	NT	NT	NT	NT	NM
11-Feb-15	NT	NT	NT	NT	NT	NT	NM
15-May-15	NT	NT	NT	NT	NT	NT	NM
02-Sep-15	NT	NT	NT	NT	NT	NT	NM
12-Nov-15	NT	NT	NT	NT	NT	NT	NM
28-Jan-16	NT	NT	NT	NT	NT	NT	NM
09-May-16	NT	NT	NT	NT	NT	NT	NM
24-Oct-16	NT	NT	NT	NT	NT	NT	NM
09-Dec-16	NT	NT	NT	NT	NT	NT	NM
08-Feb-17	NT	NT	NT	NT	NT	NT	NM
25-Apr-17	NT	NT	NT	NT	NT	NT	NM
20-Oct-17	NT	NT	NT	NT	NT	NT	NM
13-Feb-18	NT	NT	NT	NT	NT	NT	NM
17-Aug-18	NT	NT	NT	NT	NT	NT	NM
25-Oct-18	NT	NT	NT	NT	NT	NT	NM
26-Feb-19	NT	NT	NT	NT	NT	NT	NM
24-Apr-19	NT	NT	NT	NT	NT	NT	NM
16-Jul-19	NT	NT	NT	NT	NT	NT	NM
17-Oct-19	NT	NT	NT	NT	NT	NT	NM
12-Aug-20	NT	NT	NT	NT	NT	NT	NM
02-Oct-20	NT	NT	NT	NT	NT	NT	NM
13-Oct-21	NT	NT	NT	NT	NT	NT	NM
GCLs	**0.0046**	**1.1**	**0.015**	**0.19**	**2.2**	**1.5**	NA

Monitoring Well G-7

Date	Benzene (mg/L)	Toluene (mg/L)	Ethylbenzene (mg/L)	Xylenes (mg/L)	GRO (mg/L)	DRO (mg/L)	GW Elev (feet)
03-Aug-98	U	U	U	U	U	U	59.62
02-Nov-98	U	0.005	0.012	0.058	0.16	U	59.19
12-Feb-99	U	U	U	U	U	0.79	54.81
10-May-99	U	U	U	U	U	0.45	54.19
30-Aug-99	U	U	U	U	U	U	58.32
29-Oct-99	U	U	U	U	U	U	66.07
08-Feb-00	NT	NT	NT	NT	NT	NT	60.91
08-Jun-00	U	U	U	U	U	U	68.93
30-Aug-00	NT	NT	NT	NT	NT	NT	NM
30-Nov-00	U	U	U	U	U	U	63.27
05-Feb-01	NT	NT	NT	NT	NT	NT	NM
10-May-01	U	U	U	U	U	U	59.55
09-Nov-01	U	U	U	U	U	U	59.79
15-Feb-02	NT	NT	NT	NT	NT	NT	NM
30-May-02	U	U	U	U	U	**2.47**	56.63
14-Aug-02	NT	NT	NT	NT	NT	NT	59.20
14-Nov-02	NT	NT	NT	NT	NT	NT	NM
28-Jan-03	NT	NT	NT	NT	NT	NT	NM
17-Apr-03	U (0.0005)	U (0.0005)	U (0.0005)	U (0.001)	U (0.08)	U (0.25)	59.37
17-Jul-03	NT	NT	NT	NT	NT	NT	NM
02-Oct-03	NT	NT	NT	NT	NT	NT	NM
20-Jan-04	NT	NT	NT	NT	NT	NT	NM
13-Apr-04	U (0.0005)	U (0.0005)	U (0.0005)	U (0.0015)	U (0.05)	U (0.5)	55.28
20-Jul-04	NT	NT	NT	NT	NT	NT	NM
02-Sep-04	NT	NT	NT	NT	NT	NT	NM
28-Jan-05	NT	NT	NT	NT	NT	NT	NM
11-Apr-05	U (0.0005)	U (0.0005)	U (0.0005)	U (0.0015)	U (0.05)	U (0.435)	61.36
12-Aug-05	NT	NT	NT	NT	NT	NT	NM
07-Oct-05	NT	NT	NT	NT	NT	NT	NM
14-Feb-06	NT	NT	NT	NT	NT	NT	NM
18-Apr-06	U (0.0005)	U (0.0005)	U (0.0005)	U (0.0015)	U (0.05)	U (0.397)	58.98
06-Jul-06	NT	NT	NT	NT	NT	NT	NM
26-Oct-06	NT	NT	NT	NT	NT	NT	NM
02-Feb-07	NT	NT	NT	NT	NT	NT	NM
19-Apr-07	U (0.0005)	U (0.0005)	U (0.0005)	U (0.0015)	U (0.05)	U (0.42)	NM
07-Aug-07	NT	NT	NT	NT	NT	NT	NM
23-Oct-07	NT	NT	NT	NT	NT	NT	NM
22-Feb-08	NT	NT	NT	NT	NT	NT	NM
15-Apr-08	U (0.0005)	U (0.0005)	U (0.0005)	U (0.0015)	U (0.05)	0.673	55.30
27-Aug-08	NT	NT	NT	NT	NT	NT	NM
22-Oct-08	NT	NT	NT	NT	NT	NT	NM
19-Feb-09	U (0.0005)	U (0.0005)	U (0.0005)	U (0.0015)	U (0.05)	U (0.455)	NM
08-Apr-09	NT	NT	NT	NT	NT	NT	NM
09-Jul-09	NT	NT	NT	NT	NT	NT	NM
04-Nov-09	NT	NT	NT	NT	NT	NT	NM
27-Jan-10	U (0.0005)	U (0.001)	U (0.001)	U (0.003)	U (0.05)	U (0.397)	53.89
27-May-10	U (0.0005)	U (0.0005)	U (0.0005)	U (0.0015)	U (0.05)	U (0.439)	54.20
19-Aug-10	U (0.0005)	U (0.0005)	U (0.0005)	U (0.0015)	U (0.05)	U (0.410)	55.54
26-Oct-10	U (0.0005)	U (0.0005)	U (0.0005)	U (0.001)	U (0.08)	U (0.407)	57.61
17-Feb-11	U (0.0005)	U (0.0005)	U (0.0005)	U (0.0015)	U (0.05)	U (0.403)	53.66
09-Jun-11	U (0.0005)	U (0.0005)	U (0.0005)	U (0.0015)	U (0.05)	U (0.439)	54.23
20-Sep-11	U (0.0005)	U (0.0005)	U (0.0005)	U (0.0015)	U (0.05)	U (0.391)	57.46
21-Oct-11	U (0.0005)	U (0.0005)	U (0.0005)	U (0.0015)	U (0.05)	U (0.413)	57.47
17-Feb-12	U (0.0005)	U (0.0005)	U (0.0005)	U (0.0015)	U (0.05)	0.584	54.08
17-May-12	U (0.0005)	U (0.0005)	U (0.0005)	U (0.0015)	U (0.05)	0.628	59.53
18-Jul-12	U (0.0005)	U (0.0010)	U (0.0010)	U (0.0030)	U (0.05)	U (0.403)	NM
05-Sep-12	U (0.0005)	U (0.0005)	U (0.0005)	U (0.0015)	U (0.05)	U (0.400)	62.00

Monitoring Well G-7

Date	Benzene (mg/L)	Toluene (mg/L)	Ethylbenzene (mg/L)	Xylenes (mg/L)	GRO (mg/L)	DRO (mg/L)	GW Elev (feet)
30-Oct-12	U (0.0005)	U (0.0005)	U (0.0005)	U (0.0015)	U (0.05)	U (0.397)	75.98
30-Jan-13	U (0.0005)	U (0.0005)	U (0.0005)	U (0.0015)	U (0.05)	0.531	65.85
15-Feb-13	U (0.0005)	U (0.0005)	U (0.0005)	U (0.0015)	U (0.05)	U (0.403)	64.02
10-May-13	U (0.0005)	U (0.0005)	U (0.0005)	U (0.0015)	U (0.05)	U (0.417)	64.65
11-Oct-13	U (0.0005)	U (0.0005)	U (0.0005)	U (0.0015)	U (0.05)	U (0.410)	74.31
11-Dec-13	U (0.0005)	U (0.001)	U (0.001)	U (0.003)	U (0.05)	U (0.410)	75.38
19-Feb-14	U (0.0005)	U (0.0005)	U (0.0005)	U (0.0015)	U (0.05)	U (0.407)	70.46
01-May-14	U (0.0005)	U (0.001)	U (0.001)	U (0.001)	U (0.05)	U (0.39)	65.63
30-Oct-14	U (0.0005)	U (0.0005)	U (0.0005)	U (0.0015)	U (0.05)	U (0.39)	62.96
11-Feb-15	U (0.0005)	U (0.0005)	U (0.0005)	U (0.0015)	U (0.05)	U (0.42)	57.40
15-May-15	U (0.0005)	U (0.0005)	U (0.0005)	U (0.0015)	U (0.05)	U (0.42)	54.98
02-Sep-15	U (0.0020)	U (0.001)	U (0.001)	U (0.001)	0.16	U (0.42)	55.74
12-Nov-15	U (0.0020)	U (0.0020)	U (0.0030)	U (0.0020)	U (0.050)	U (0.20)	61.73
28-Jan-16	U (0.0020)	U (0.0020)	U (0.0030)	U (0.0020)	U (0.050)	0.23	58.37
09-May-16	U (0.0002)	U (0.001)	U (0.001)	U (0.003)	U (0.1)	U (0.41)	56.26
24-Oct-16	U (0.0002)	U (0.001)	U (0.001)	U (0.003)	U (0.1)	U (0.41)	59.67
09-Dec-16	U (0.002)	U (0.002)	U (0.003)	U (0.003)	U (0.05)	U (0.11)	58.06
08-Feb-17	U (0.002)	U (0.002)	U (0.003)	U (0.002)	U (0.05)	U (0.11)	54.46
25-Apr-17	U (0.0002)	U (0.001)	U (0.001)	U (0.003)	U (1.0)	U (0.11)	55.08
20-Oct-17	U (0.002)	U (0.002)	U (0.003)	U (0.003)	U (1.0)	U (0.110)	59.98
13-Feb-18	U (0.002)	U (0.002)	U (0.003)	U (0.002)	U (1.0)	U (0.12)	56.66
17-Aug-18	U (0.003)	U (0.002)	U (0.003)	U (0.003)	U (0.25)	U (0.12)	60.08
25-Oct-18	U (0.003)	U (0.002)	U (0.003)	U (0.003)	U (0.25)	U (0.12)	61.28
26-Feb-19	U (0.003)	U (0.002)	U (0.003)	U (0.003)	U (0.25)	U (0.13)	57.07
24-Apr-19	U (0.003)	U (0.002)	U (0.003)	U (0.003)	U (0.25)	U (0.26)	58.43
16-Jul-19	U (0.003)	U (0.002)	U (0.003)	U (0.003)	U (0.25)	U (0.12)	61.50
17-Oct-19	U (0.003)	U (0.002)	U (0.003)	U (0.003)	U (0.25)	U (0.12)	63.57
02-Oct-20	U (0.001)	U (0.001)	U (0.001)	U (0.002)	U (0.100)	U (0.888)	67.25
18-May-21	U (0.001)	U (0.001)	U (0.001)	U (0.002)	0.0320 B,J	U (0.800)	60.96
21-Jul-21	U (0.001)	U (0.001)	U (0.001)	U (0.003)	U (0.100)	0.251 B,J	61.86
13-Oct-21	U (0.001)	U (0.001)	U (0.001)	U (0.002)	0.0507 B,J	0.358 B,J	66.82
GCLs	**0.0046**	**1.1**	**0.015**	**0.19**	**2.2**	**1.5**	NA

Monitoring Well G-8

Date	Benzene (mg/L)	Toluene (mg/L)	Ethylbenzene (mg/L)	Xylenes (mg/L)	GRO (mg/L)	DRO (mg/L)	GW Elev (feet)
03-Aug-98	U	U	U	U	U	U	59.56
02-Nov-98	U	0.003	0.0074	0.0037	0.094	U	59.18
12-Feb-99	U	U	U	U	U	U	54.79
10-May-99	U	U	U	U	U	U	54.13
30-Aug-99	U	U	U	U	U	U	58.25
29-Oct-99	U	U	U	U	U	U	66.00
08-Feb-00	NT	NT	NT	NT	NT	NT	60.88
08-Jun-00	U	U	U	U	U	U	68.89
30-Aug-00	NT	NT	NT	NT	NT	NT	NM
30-Nov-00	U	U	U	U	U	0.130	63.25
05-Feb-01	NT	NT	NT	NT	NT	NT	NM
10-May-01	U	U	U	U	U	U	59.49
09-Nov-01	U	U	U	U	U	U	59.78
15-Feb-02	NT	NT	NT	NT	NT	NT	NM
30-May-02	U	U	U	U	U	U	56.58
14-Aug-02	NT	NT	NT	NT	NT	NT	59.15
14-Nov-02	NT	NT	NT	NT	NT	NT	NM
28-Jan-03	NT	NT	NT	NT	NT	NT	NM
17-Apr-03	U (0.0005)	U (0.0005)	U (0.0005)	U (0.001)	U (0.08)	U (0.25)	59.34
17-Jul-03	NT	NT	NT	NT	NT	NT	NM
02-Oct-03	NT	NT	NT	NT	NT	NT	NM
20-Jan-04	NT	NT	NT	NT	NT	NT	NM
13-Apr-04	U (0.0005)	U (0.0005)	U (0.0005)	U (0.0015)	U (0.05)	U (0.5)	55.21
20-Jul-04	NT	NT	NT	NT	NT	NT	NM
02-Sep-04	NT	NT	NT	NT	NT	NT	NM
28-Jan-05	NT	NT	NT	NT	NT	NT	NM
11-Apr-05	NT	NT	NT	NT	NT	NT	NM
12-Aug-05	NT	NT	NT	NT	NT	NT	NM
07-Oct-05	NT	NT	NT	NT	NT	NT	NM
14-Feb-06	NT	NT	NT	NT	NT	NT	NM
18-Apr-06	NT	NT	NT	NT	NT	NT	NM
06-Jul-06	NT	NT	NT	NT	NT	NT	NM
26-Oct-06	NT	NT	NT	NT	NT	NT	NM
02-Feb-07	NT	NT	NT	NT	NT	NT	NM
19-Apr-07	NT	NT	NT	NT	NT	NT	NM
07-Aug-07	NT	NT	NT	NT	NT	NT	NM
23-Oct-07	NT	NT	NT	NT	NT	NT	NM
22-Feb-08	NT	NT	NT	NT	NT	NT	NM
15-Apr-08	NT	NT	NT	NT	NT	NT	NM
27-Aug-08	NT	NT	NT	NT	NT	NT	NM
22-Oct-08	NT	NT	NT	NT	NT	NT	NM
05-Feb-09	NT	NT	NT	NT	NT	NT	NM
08-Apr-09	NT	NT	NT	NT	NT	NT	NM
09-Jul-09	NT	NT	NT	NT	NT	NT	NM
04-Nov-09	NT	NT	NT	NT	NT	NT	NM
27-Jan-10	NT	NT	NT	NT	NT	NT	NM
27-May-10	NT	NT	NT	NT	NT	NT	NM
19-Aug-10	NT	NT	NT	NT	NT	NT	NM
26-Oct-10	NT	NT	NT	NT	NT	NT	NM
17-Feb-11	NT	NT	NT	NT	NT	NT	NM
09-Jun-11	NT	NT	NT	NT	NT	NT	NM
20-Sep-11	NT	NT	NT	NT	NT	NT	NM
21-Oct-11	NT	NT	NT	NT	NT	NT	NM
17-Feb-12	NT	NT	NT	NT	NT	NT	NM
17-May-12	NT	NT	NT	NT	NT	NT	NM
05-Sep-12	NT	NT	NT	NT	NT	NT	NM
30-Oct-12	NT	NT	NT	NT	NT	NT	NM

Monitoring Well G-8

Date	Benzene (mg/L)	Toluene (mg/L)	Ethylbenzene (mg/L)	Xylenes (mg/L)	GRO (mg/L)	DRO (mg/L)	GW Elev (feet)
30-Jan-13	NT	NT	NT	NT	NT	NT	NM
10-May-13	NT	NT	NT	NT	NT	NT	NM
11-Oct-13	NT	NT	NT	NT	NT	NT	NM
11-Dec-13	NT	NT	NT	NT	NT	NT	NM
19-Feb-14	NT	NT	NT	NT	NT	NT	NM
01-May-14	NT	NT	NT	NT	NT	NT	NM
30-Oct-14	NT	NT	NT	NT	NT	NT	NM
11-Feb-15	NT	NT	NT	NT	NT	NT	NM
15-May-15	NT	NT	NT	NT	NT	NT	NM
02-Sep-15	NT	NT	NT	NT	NT	NT	NM
12-Nov-15	NT	NT	NT	NT	NT	NT	NM
28-Jan-16	NT	NT	NT	NT	NT	NT	NM
09-May-16	NT	NT	NT	NT	NT	NT	NM
24-Oct-16	NT	NT	NT	NT	NT	NT	NM
09-Dec-16	NT	NT	NT	NT	NT	NT	NM
08-Feb-17	NT	NT	NT	NT	NT	NT	NM
25-Apr-17	NT	NT	NT	NT	NT	NT	NM
20-Oct-17	NT	NT	NT	NT	NT	NT	NM
13-Feb-18	NT	NT	NT	NT	NT	NT	NM
17-Aug-18	NT	NT	NT	NT	NT	NT	NM
25-Oct-18	NT	NT	NT	NT	NT	NT	NM
26-Feb-19	NT	NT	NT	NT	NT	NT	NM
24-Apr-19	NT	NT	NT	NT	NT	NT	NM
16-Jul-19	NT	NT	NT	NT	NT	NT	NM
17-Oct-19	NT	NT	NT	NT	NT	NT	NM
12-Aug-20	NT	NT	NT	NT	NT	NT	NM
02-Oct-20	NT	NT	NT	NT	NT	NT	NM
13-Oct-21	NT	NT	NT	NT	NT	NT	NM
GCLs	**0.0046**	**1.1**	**0.015**	**0.19**	**2.2**	**1.5**	NA

Monitoring Well VSC

Date	Benzene (mg/L)	Toluene (mg/L)	Ethylbenzene (mg/L)	Xylenes (mg/L)	GRO (mg/L)	DRO (mg/L)	GW Elev (feet)
28-Jan-03	U (0.05)	**5.9**	**2.52**	**13.97**	**53.7**	**3.5**	65.52
17-Apr-03	**0.141**	**5.73**	**2.69**	**16**	**75.3**	**2.54**	NM
17-Jul-03	U (0.05)	**18.5**	**7.64**	**43.3**	**161**	**4.73**	NM
02-Oct-03	NT	NT	NT	NT	NT	NT	NM
20-Jan-04	U (0.2)	**4.89**	**3.03**	**18.7**	**52.4**	**4.06**	NM
13-Apr-04	U (0.1)	**7.93**	**4.78**	**23.8**	**90**	1.34	NM
20-Jul-04	U (0.25)	**5.78**	**2.5**	**23.4**	**88.8**	**4.96**	NM
02-Sep-04	U (0.5)	**11.7**	**10.4**	**75.1**	**229**	**18.9**	NM
02-Sep-04	NT	NT	NT	NT	NT	NT	NM
28-Jan-05	NT	NT	NT	NT	NT	NT	NM
11-Apr-05	NT	NT	NT	NT	NT	NT	NM
12-Aug-05	NT	NT	NT	NT	NT	NT	NM
07-Oct-05	NT	NT	NT	NT	NT	NT	NM
14-Feb-06	NT	NT	NT	NT	NT	NT	NM
18-Apr-06	NT	NT	NT	NT	NT	NT	NM
06-Jul-06	NT	NT	NT	NT	NT	NT	NM
26-Oct-06	NT	NT	NT	NT	NT	NT	NM
02-Feb-07	NT	NT	NT	NT	NT	NT	NM
19-Apr-07	NT	NT	NT	NT	NT	NT	NM
07-Aug-07	NT	NT	NT	NT	NT	NT	NM
23-Oct-07	NT	NT	NT	NT	NT	NT	NM
22-Feb-08	NT	NT	NT	NT	NT	NT	NM
15-Apr-08	NT	NT	NT	NT	NT	NT	NM
27-Aug-08	NT	NT	NT	NT	NT	NT	NM
22-Oct-08	NT	NT	NT	NT	NT	NT	NM
05-Feb-09	NT	NT	NT	NT	NT	NT	NM
08-Apr-09	NT	NT	NT	NT	NT	NT	NM
09-Jul-09	NT	NT	NT	NT	NT	NT	NM
04-Nov-09	NT	NT	NT	NT	NT	NT	NM
27-Jan-10	NT	NT	NT	NT	NT	NT	NM
27-May-10	NT	NT	NT	NT	NT	NT	NM
19-Aug-10	NT	NT	NT	NT	NT	NT	NM
26-Oct-10	NT	NT	NT	NT	NT	NT	NM
17-Feb-11	NT	NT	NT	NT	NT	NT	NM
09-Jun-11	NT	NT	NT	NT	NT	NT	NM
20-Sep-11	NT	NT	NT	NT	NT	NT	NM
21-Oct-11	NT	NT	NT	NT	NT	NT	NM
17-Feb-12	NT	NT	NT	NT	NT	NT	NM
17-May-12	NT	NT	NT	NT	NT	NT	NM
05-Sep-12	NT	NT	NT	NT	NT	NT	NM
30-Oct-12	NT	NT	NT	NT	NT	NT	NM
30-Jan-13	NT	NT	NT	NT	NT	NT	NM
10-May-13	NT	NT	NT	NT	NT	NT	NM
11-Oct-13	NT	NT	NT	NT	NT	NT	NM
11-Dec-13	NT	NT	NT	NT	NT	NT	NM
19-Feb-14	NT	NT	NT	NT	NT	NT	NM
01-May-14	NT	NT	NT	NT	NT	NT	NM
30-Oct-14	NT	NT	NT	NT	NT	NT	NM
11-Feb-15	NT	NT	NT	NT	NT	NT	NM
15-May-15	NT	NT	NT	NT	NT	NT	NM
02-Sep-15	NT	NT	NT	NT	NT	NT	NM
14-Oct-15	U (0.0010)	U (0.0010)	U (0.0010)	U (0.0030)	U (0.01)	1.0	NM
12-Nov-15	NT	NT	NT	NT	NT	NT	NM
28-Jan-16	U (0.0020)	U (0.0020)	U (0.0020)	U (0.0020)	U (0.050)	U (0.012)	NM
09-May-16	NT	NT	NT	NT	NT	NT	NM
24-Oct-16	NT	NT	NT	NT	NT	NT	NM
09-Dec-16	NT	NT	NT	NT	NT	NT	NM

Monitoring Well VSC

Date	Benzene (mg/L)	Toluene (mg/L)	Ethylbenzene (mg/L)	Xylenes (mg/L)	GRO (mg/L)	DRO (mg/L)	GW Elev (feet)
08-Feb-17	NT	NT	NT	NT	NT	NT	NM
25-Apr-17	NT	NT	NT	NT	NT	NT	NM
20-Oct-17	NT	NT	NT	NT	NT	NT	NM
13-Feb-18	NT	NT	NT	NT	NT	NT	NM
17-Aug-18	NT	NT	NT	NT	NT	NT	NM
25-Oct-18	U (0.003)	U (0.002)	U (0.003)	U (0.003)	U (0.25)	U (0.12)	61.28
26-Feb-19	NT	NT	NT	NT	NT	NT	NM
24-Apr-19	NT	NT	NT	NT	NT	NT	NM
16-Jul-19	NT	NT	NT	NT	NT	NT	NM
17-Oct-19	NT	NT	NT	NT	NT	NT	NM
12-Aug-20	NT	NT	NT	NT	NT	NT	NM
02-Oct-20	NT	NT	NT	NT	NT	NT	NM
13-Oct-21	NT	NT	NT	NT	NT	NT	NM
GCLs	**0.0046**	**1.1**	**0.015**	**0.19**	**2.2**	**1.5**	NA

Monitoring Well AS-1

Date	Benzene (mg/L)	Toluene (mg/L)	Ethylbenzene (mg/L)	Xylenes (mg/L)	GRO (mg/L)	DRO (mg/L)	GW Elev (feet)
02-Feb-07	U (0.0005)	U (0.0005)	U (0.0005)	U (0.0015)	U (0.05)	U (0.403)	NM
19-Apr-07	NT	NT	NT	NT	NT	NT	NM
07-Aug-07	NT	NT	NT	NT	NT	NT	NM
23-Oct-07	NT	NT	NT	NT	NT	NT	NM
22-Feb-08	NT	NT	NT	NT	NT	NT	NM
15-Apr-08	NT	NT	NT	NT	NT	NT	NM
27-Aug-08	NT	NT	NT	NT	NT	NT	NM
22-Oct-08	NT	NT	NT	NT	NT	NT	NM
05-Feb-09	NT	NT	NT	NT	NT	NT	NM
08-Apr-09	NT	NT	NT	NT	NT	NT	NM
09-Jul-09	NT	NT	NT	NT	NT	NT	NM
04-Nov-09	NT	NT	NT	NT	NT	NT	NM
27-Jan-10	NT	NT	NT	NT	NT	NT	NM
27-May-10	NT	NT	NT	NT	NT	NT	NM
19-Aug-10	NT	NT	NT	NT	NT	NT	NM
26-Oct-10	NT	NT	NT	NT	NT	NT	NM
17-Feb-11	NT	NT	NT	NT	NT	NT	NM
09-Jun-11	NT	NT	NT	NT	NT	NT	NM
20-Sep-11	NT	NT	NT	NT	NT	NT	NM
21-Oct-11	NT	NT	NT	NT	NT	NT	NM
17-Feb-12	NT	NT	NT	NT	NT	NT	NM
17-May-12	NT	NT	NT	NT	NT	NT	NM
05-Sep-12	NT	NT	NT	NT	NT	NT	NM
30-Oct-12	NT	NT	NT	NT	NT	NT	NM
30-Jan-13	NT	NT	NT	NT	NT	NT	NM
10-May-13	NT	NT	NT	NT	NT	NT	NM
11-Oct-13	NT	NT	NT	NT	NT	NT	NM
11-Dec-13	NT	NT	NT	NT	NT	NT	NM
19-Feb-14	NT	NT	NT	NT	NT	NT	NM
01-May-14	NT	NT	NT	NT	NT	NT	NM
30-Oct-14	NT	NT	NT	NT	NT	NT	NM
11-Feb-15	NT	NT	NT	NT	NT	NT	NM
15-May-15	NT	NT	NT	NT	NT	NT	NM
02-Sep-15	NT	NT	NT	NT	NT	NT	NM
12-Nov-15	NT	NT	NT	NT	NT	NT	NM
28-Jan-16	NT	NT	NT	NT	NT	NT	NM
09-May-16	NT	NT	NT	NT	NT	NT	NM
24-Oct-16	NT	NT	NT	NT	NT	NT	NM
09-Dec-16	NT	NT	NT	NT	NT	NT	NM
08-Feb-17	NT	NT	NT	NT	NT	NT	NM
25-Apr-17	NT	NT	NT	NT	NT	NT	NM
20-Oct-17	NT	NT	NT	NT	NT	NT	NM
13-Feb-18	NT	NT	NT	NT	NT	NT	NM
17-Aug-18	NT	NT	NT	NT	NT	NT	NM
25-Oct-18	NT	NT	NT	NT	NT	NT	NM
26-Feb-19	NT	NT	NT	NT	NT	NT	NM
24-Apr-19	NT	NT	NT	NT	NT	NT	NM
16-Jul-19	NT	NT	NT	NT	NT	NT	NM
17-Oct-19	NT	NT	NT	NT	NT	NT	NM
12-Aug-20	NT	NT	NT	NT	NT	NT	NM
02-Oct-20	NT	NT	NT	NT	NT	NT	NM
13-Oct-21	NT	NT	NT	NT	NT	NT	NM
GCLs	**0.0046**	**1.1**	**0.015**	**0.19**	**2.2**	**1.5**	NA

Key:
* - Air lift pump causes water elevation to fluctuate. An average groundwater elevation is reported.
DRO - diesel range organics
GCL - ground water cleanup levels
GRO - gasoline range organics
GW - ground water
H - sample was prepped or analyzed beyond the specified holding time
mg/L - milligrams per liter
NA - not applicable
NM - not measured
NT - not tested
U - Undetected above practical quantitation limits.
Bold, shade indicates the concentration exceeds the GCL or, if not detected, the reporting limit exceeds the GCL
B - the same analyte is found in the associated trip blank
J - the identification of the analyte is acceptable; the reported value is an estimate

APPENDIX E

PACE Laboratory Analytical Report and ADEC Laboratory Data Review Checklist

ANALYTICAL REPORT

November 14, 2021

1 Cp
2 Tc
3 Ss
4 Cn
5 Sr
6 Qc
7 Gl
8 Al
9 Sc

Stantec - Anchorage, AK - Speedway

Sample Delivery Group:	L1419127
Samples Received:	10/16/2021
Project Number:	185705363
Description:	Speedway 5325
Site:	0005325
Report To:	Mr. John Marshall 725 E Fireweed Lane Suite 200 Anchorage, AK 99503

Entire Report Reviewed By:

Craig Cothron
Project Manager

Results relate only to the items tested or calibrated and are reported as rounded values. This test report shall not be reproduced, except in full, without written approval of the laboratory. Where applicable, sampling conducted by Pace Analytical National is performed per guidance provided in laboratory standard operating procedures ENV-SOP-MTJL-0067 and ENV-SOP-MTJL-0068. Where sampling conducted by the customer, results relate to the accuracy of the information provided, and as the samples are received.

Pace Analytical National
12065 Lebanon Rd Mount Juliet, TN 37122 615-758-5858 800-767-5859 www.pacenational.com

TABLE OF CONTENTS

Cp: Cover Page 1

Tc: Table of Contents 2

Ss: Sample Summary 3

Cn: Case Narrative 6

Sr: Sample Results 7

G-01 L1419127-01 7

G-02 L1419127-02 9

G-03 L1419127-03 11

G-04 L1419127-04 13

G-05 L1419127-05 15

G-07 L1419127-06 17

MW16-02 L1419127-07 19

DUP1 L1419127-08 21

RUNION LOT 5 L1419127-09 23

RUNION LOT 4 L1419127-10 24

RUNION LOTS 1 AND 2 L1419127-11 25

TRIP BLANK L1419127-12 26

RW16-1 L1419127-13 27

Qc: Quality Control Summary 28

Metals (ICP) by Method 6010C 28

Volatile Organic Compounds (GC) by Method AK101 30

Volatile Organic Compounds (GC/MS) by Method 524.2 32

Volatile Organic Compounds (GC/MS) by Method 8260C 34

Semi-Volatile Organic Compounds (GC) by Method AK102 37

Semi Volatile Organic Compounds (GC/MS) by Method 8270D-SIM 38

Gl: Glossary of Terms 40

Al: Accreditations & Locations 41

Sc: Sample Chain of Custody 42

G-01 L1419127-01 GW

Collected by	Collected date/time	Received date/time
JM	10/13/21 14:10	10/16/21 09:30

Method	Batch	Dilution	Preparation date/time	Analysis date/time	Analyst	Location
Metals (ICP) by Method 6010C	WG1765894	1	10/30/21 08:55	10/30/21 15:31	TM	Mt. Juliet, TN
Volatile Organic Compounds (GC) by Method AK101	WG1762227	1	10/25/21 02:39	10/25/21 02:39	JHH	Mt. Juliet, TN
Volatile Organic Compounds (GC) by Method AK101	WG1766937	1	11/02/21 03:40	11/02/21 03:40	MGF	Mt. Juliet, TN
Volatile Organic Compounds (GC/MS) by Method 8260C	WG1762598	1	10/25/21 02:36	10/25/21 02:36	JHH	Mt. Juliet, TN
Volatile Organic Compounds (GC/MS) by Method 8260C	WG1764592	1	10/28/21 03:39	10/28/21 03:39	JAH	Mt. Juliet, TN
Semi-Volatile Organic Compounds (GC) by Method AK102	WG1763676	1	10/27/21 13:13	10/28/21 00:49	CAG	Mt. Juliet, TN
Semi Volatile Organic Compounds (GC/MS) by Method 8270D-SIM	WG1759452	1	10/20/21 08:06	10/20/21 19:23	LEA	Mt. Juliet, TN

G-02 L1419127-02 GW

Collected by	Collected date/time	Received date/time
JM	10/13/21 13:40	10/16/21 09:30

Method	Batch	Dilution	Preparation date/time	Analysis date/time	Analyst	Location
Metals (ICP) by Method 6010C	WG1765894	1	10/30/21 08:55	10/30/21 15:34	TM	Mt. Juliet, TN
Volatile Organic Compounds (GC) by Method AK101	WG1762227	1	10/25/21 03:01	10/25/21 03:01	JHH	Mt. Juliet, TN
Volatile Organic Compounds (GC/MS) by Method 8260C	WG1762598	1	10/25/21 02:56	10/25/21 02:56	JHH	Mt. Juliet, TN
Volatile Organic Compounds (GC/MS) by Method 8260C	WG1764592	1	10/28/21 03:59	10/28/21 03:59	JAH	Mt. Juliet, TN
Semi-Volatile Organic Compounds (GC) by Method AK102	WG1763676	1	10/27/21 13:13	10/28/21 01:10	CAG	Mt. Juliet, TN
Semi Volatile Organic Compounds (GC/MS) by Method 8270D-SIM	WG1759452	1	10/20/21 08:06	10/20/21 19:41	LEA	Mt. Juliet, TN

G-03 L1419127-03 GW

Collected by	Collected date/time	Received date/time
JM	10/13/21 16:05	10/16/21 09:30

Method	Batch	Dilution	Preparation date/time	Analysis date/time	Analyst	Location
Metals (ICP) by Method 6010C	WG1765894	1	10/30/21 08:55	10/30/21 15:43	TM	Mt. Juliet, TN
Volatile Organic Compounds (GC) by Method AK101	WG1762227	1	10/25/21 03:23	10/25/21 03:23	JHH	Mt. Juliet, TN
Volatile Organic Compounds (GC/MS) by Method 8260C	WG1762598	1	10/25/21 03:16	10/25/21 03:16	JHH	Mt. Juliet, TN
Semi-Volatile Organic Compounds (GC) by Method AK102	WG1763676	1	10/27/21 13:13	10/28/21 01:30	CAG	Mt. Juliet, TN
Semi Volatile Organic Compounds (GC/MS) by Method 8270D-SIM	WG1759452	1	10/20/21 08:06	10/20/21 19:59	LEA	Mt. Juliet, TN

G-04 L1419127-04 GW

Collected by	Collected date/time	Received date/time
JM	10/13/21 13:05	10/16/21 09:30

Method	Batch	Dilution	Preparation date/time	Analysis date/time	Analyst	Location
Metals (ICP) by Method 6010C	WG1765894	1	10/30/21 08:55	10/30/21 15:45	TM	Mt. Juliet, TN
Volatile Organic Compounds (GC) by Method AK101	WG1762227	1	10/25/21 03:45	10/25/21 03:45	JHH	Mt. Juliet, TN
Volatile Organic Compounds (GC/MS) by Method 8260C	WG1762598	1	10/25/21 03:37	10/25/21 03:37	JHH	Mt. Juliet, TN
Semi-Volatile Organic Compounds (GC) by Method AK102	WG1763676	1	10/27/21 13:13	10/28/21 01:50	CAG	Mt. Juliet, TN
Semi Volatile Organic Compounds (GC/MS) by Method 8270D-SIM	WG1759452	1	10/20/21 08:06	10/20/21 20:17	LEA	Mt. Juliet, TN

G-05 L1419127-05 GW

Collected by	Collected date/time	Received date/time
JM	10/13/21 12:22	10/16/21 09:30

Method	Batch	Dilution	Preparation date/time	Analysis date/time	Analyst	Location
Metals (ICP) by Method 6010C	WG1765894	1	10/30/21 08:55	10/30/21 15:48	TM	Mt. Juliet, TN
Volatile Organic Compounds (GC) by Method AK101	WG1762227	1	10/25/21 04:07	10/25/21 04:07	JHH	Mt. Juliet, TN
Volatile Organic Compounds (GC/MS) by Method 8260C	WG1763301	1	10/26/21 02:25	10/26/21 02:25	JAH	Mt. Juliet, TN
Semi-Volatile Organic Compounds (GC) by Method AK102	WG1763676	1.11	10/27/21 13:13	10/28/21 02:10	CAG	Mt. Juliet, TN
Semi Volatile Organic Compounds (GC/MS) by Method 8270D-SIM	WG1759452	1	10/20/21 08:06	10/20/21 20:35	LEA	Mt. Juliet, TN

G-07 L1419127-06 GW

Collected by	Collected date/time	Received date/time
JM	10/13/21 11:15	10/16/21 09:30

Method	Batch	Dilution	Preparation date/time	Analysis date/time	Analyst	Location
Metals (ICP) by Method 6010C	WG1765894	1	10/30/21 08:55	10/30/21 15:51	TM	Mt. Juliet, TN
Volatile Organic Compounds (GC) by Method AK101	WG1762227	1	10/25/21 04:29	10/25/21 04:29	JHH	Mt. Juliet, TN
Volatile Organic Compounds (GC/MS) by Method 8260C	WG1763301	1	10/26/21 02:44	10/26/21 02:44	JAH	Mt. Juliet, TN
Semi-Volatile Organic Compounds (GC) by Method AK102	WG1763676	1	10/27/21 13:13	10/28/21 02:30	CAG	Mt. Juliet, TN
Semi Volatile Organic Compounds (GC/MS) by Method 8270D-SIM	WG1759452	1	10/20/21 08:06	10/20/21 20:53	LEA	Mt. Juliet, TN

MW16-02 L1419127-07 GW

Collected by	Collected date/time	Received date/time
JM	10/13/21 15:32	10/16/21 09:30

Method	Batch	Dilution	Preparation date/time	Analysis date/time	Analyst	Location
Metals (ICP) by Method 6010C	WG1765894	1	10/30/21 08:55	10/30/21 15:54	TM	Mt. Juliet, TN
Volatile Organic Compounds (GC) by Method AK101	WG1762227	1	10/25/21 04:51	10/25/21 04:51	JHH	Mt. Juliet, TN
Volatile Organic Compounds (GC/MS) by Method 8260C	WG1763301	1	10/26/21 03:03	10/26/21 03:03	JAH	Mt. Juliet, TN
Semi-Volatile Organic Compounds (GC) by Method AK102	WG1763676	1	10/27/21 13:13	10/28/21 02:50	CAG	Mt. Juliet, TN
Semi Volatile Organic Compounds (GC/MS) by Method 8270D-SIM	WG1759452	1	10/20/21 08:06	10/20/21 21:11	LEA	Mt. Juliet, TN

DUP1 L1419127-08 GW

Collected by	Collected date/time	Received date/time
JM	10/13/21 15:30	10/16/21 09:30

Method	Batch	Dilution	Preparation date/time	Analysis date/time	Analyst	Location
Metals (ICP) by Method 6010C	WG1767284	1	11/02/21 12:33	11/02/21 19:14	CCE	Mt. Juliet, TN
Volatile Organic Compounds (GC) by Method AK101	WG1762227	1	10/25/21 05:13	10/25/21 05:13	JHH	Mt. Juliet, TN
Volatile Organic Compounds (GC/MS) by Method 8260C	WG1763301	1	10/26/21 03:23	10/26/21 03:23	JAH	Mt. Juliet, TN
Semi-Volatile Organic Compounds (GC) by Method AK102	WG1763676	1	10/27/21 13:13	10/28/21 03:10	CAG	Mt. Juliet, TN
Semi Volatile Organic Compounds (GC/MS) by Method 8270D-SIM	WG1759452	1	10/20/21 08:06	10/20/21 21:28	LEA	Mt. Juliet, TN

RUNION LOT 5 L1419127-09 GW

Collected by	Collected date/time	Received date/time
JM	10/13/21 15:50	10/16/21 09:30

Method	Batch	Dilution	Preparation date/time	Analysis date/time	Analyst	Location
Volatile Organic Compounds (GC/MS) by Method 524.2	WG1759281	1	10/19/21 14:34	10/19/21 14:34	JAH	Mt. Juliet, TN
Semi-Volatile Organic Compounds (GC) by Method AK102	WG1763676	1	10/27/21 13:13	10/28/21 03:30	CAG	Mt. Juliet, TN

RUNION LOT 4 L1419127-10 GW

Collected by	Collected date/time	Received date/time
JM	10/13/21 11:35	10/16/21 09:30

Method	Batch	Dilution	Preparation date/time	Analysis date/time	Analyst	Location
Volatile Organic Compounds (GC/MS) by Method 524.2	WG1759281	1	10/19/21 15:00	10/19/21 15:00	JAH	Mt. Juliet, TN
Semi-Volatile Organic Compounds (GC) by Method AK102	WG1763676	1	10/27/21 13:13	10/28/21 03:50	CAG	Mt. Juliet, TN

RUNION LOTS 1 AND 2 L1419127-11 GW

Collected by	Collected date/time	Received date/time
JM	10/13/21 11:46	10/16/21 09:30

Method	Batch	Dilution	Preparation date/time	Analysis date/time	Analyst	Location
Volatile Organic Compounds (GC/MS) by Method 524.2	WG1759281	1	10/19/21 15:25	10/19/21 15:25	JAH	Mt. Juliet, TN
Semi-Volatile Organic Compounds (GC) by Method AK102	WG1763676	1	10/27/21 13:13	10/28/21 04:10	CAG	Mt. Juliet, TN

TRIP BLANK L1419127-12 GW

Collected by	Collected date/time	Received date/time
JM	10/13/21 00:00	10/16/21 09:30

Method	Batch	Dilution	Preparation date/time	Analysis date/time	Analyst	Location
Volatile Organic Compounds (GC/MS) by Method 8260C	WG1763301	1	10/26/21 00:39	10/26/21 00:39	JAH	Mt. Juliet, TN

RW16-1 L1419127-13 GW

Collected by	Collected date/time	Received date/time
JM	10/13/21 14:50	10/16/21 09:30

Method	Batch	Dilution	Preparation date/time	Analysis date/time	Analyst	Location
Metals (ICP) by Method 6010C	WG1767284	1	11/02/21 12:33	11/02/21 19:17	CCE	Mt. Juliet, TN
Volatile Organic Compounds (GC) by Method AK101	WG1762227	20	10/25/21 06:40	10/25/21 06:40	JHH	Mt. Juliet, TN
Volatile Organic Compounds (GC/MS) by Method 8260C	WG1763301	200	10/26/21 06:56	10/26/21 06:56	JAH	Mt. Juliet, TN
Semi-Volatile Organic Compounds (GC) by Method AK102	WG1763676	1.11	10/27/21 13:13	10/28/21 04:31	CAG	Mt. Juliet, TN

1 Cp
2 Tc
3 Ss
4 Cn
5 Sr
6 Qc
7 Gl
8 Al
9 Sc

All sample aliquots were received at the correct temperature, in the proper containers, with the appropriate preservatives, and within method specified holding times, unless qualified or notated within the report. Where applicable, all MDL (LOD) and RDL (LOQ) values reported for environmental samples have been corrected for the dilution factor used in the analysis. All Method and Batch Quality Control are within established criteria except where addressed in this case narrative, a non-conformance form or properly qualified within the sample results. By my digital signature below, I affirm to the best of my knowledge, all problems/anomalies observed by the laboratory as having the potential to affect the quality of the data have been identified by the laboratory, and no information or data have been knowingly withheld that would affect the quality of the data.

Craig Cothron
Project Manager

Sample Delivery Group (SDG) Narrative

pH outside of method requirement.

Lab Sample ID	Project Sample ID	Method
L1419127-09	RUNION LOT 5	524.2
L1419127-10	RUNION LOT 4	524.2
L1419127-11	RUNION LOTS 1 AND 2	524.2

Metals (ICP) by Method 6010C

Analyte	Result mg/l	Qualifier	MDL mg/l	RDL mg/l	Dilution	Analysis date / time	Batch
Sodium	56.7		0.504	3.00	1	10/30/2021 15:31	WG1765894

Volatile Organic Compounds (GC) by Method AK101

Analyte	Result mg/l	Qualifier	MDL mg/l	RDL mg/l	Dilution	Analysis date / time	Batch
TPHGAK C6 to C10	0.182	B	0.0287	0.100	1	10/25/2021 02:39	WG1762227
TPHGAK C6 to C10	0.0421	B J	0.0287	0.100	1	11/02/2021 03:40	WG1766937
(S) a,a,a-Trifluorotoluene(FID)	*99.6*			*50.0-150*		*10/25/2021 02:39*	WG1762227
(S) a,a,a-Trifluorotoluene(FID)	*98.6*			*50.0-150*		*11/02/2021 03:40*	WG1766937
(S) a,a,a-Trifluorotoluene(PID)	*98.7*			*79.0-125*		*10/25/2021 02:39*	WG1762227
(S) a,a,a-Trifluorotoluene(PID)	*98.9*			*79.0-125*		*11/02/2021 03:40*	WG1766937

Sample Narrative:

L1419127-01 WG1762227: Reporting carryover run in hold.

Volatile Organic Compounds (GC/MS) by Method 524.2/8260C

Analyte	Result mg/l	Qualifier	MDL mg/l	RDL mg/l	Dilution	Analysis date / time	Batch
Benzene	0.000169	J	0.0000941	0.00100	1	10/25/2021 02:36	WG1762598
Benzene	U		0.0000941	0.00100	1	10/28/2021 03:39	WG1764592
n-Butylbenzene	U		0.000157	0.00100	1	10/25/2021 02:36	WG1762598
sec-Butylbenzene	U		0.000125	0.00100	1	10/25/2021 02:36	WG1762598
tert-Butylbenzene	U		0.000127	0.00100	1	10/25/2021 02:36	WG1762598
Ethylbenzene	0.000325	J	0.000137	0.00100	1	10/25/2021 02:36	WG1762598
Isopropylbenzene	0.000124	J	0.000105	0.00100	1	10/25/2021 02:36	WG1762598
Naphthalene	U	C3	0.00100	0.00500	1	10/25/2021 02:36	WG1762598
Toluene	U		0.000278	0.00100	1	10/25/2021 02:36	WG1762598
1,2,4-Trimethylbenzene	0.000527	J	0.000322	0.00100	1	10/25/2021 02:36	WG1762598
1,3,5-Trimethylbenzene	0.000151	J	0.000104	0.00100	1	10/25/2021 02:36	WG1762598
m&p-Xylene	0.000554	J	0.000430	0.00200	1	10/25/2021 02:36	WG1762598
o-Xylene	U		0.000174	0.00100	1	10/25/2021 02:36	WG1762598
(S) Toluene-d8	*105*			*80.0-120*		*10/25/2021 02:36*	WG1762598
(S) Toluene-d8	*113*			*80.0-120*		*10/28/2021 03:39*	WG1764592
(S) 4-Bromofluorobenzene	*96.5*			*77.0-126*		*10/25/2021 02:36*	WG1762598
(S) 4-Bromofluorobenzene	*101*			*77.0-126*		*10/28/2021 03:39*	WG1764592
(S) 1,2-Dichloroethane-d4	*115*			*70.0-130*		*10/25/2021 02:36*	WG1762598
(S) 1,2-Dichloroethane-d4	*114*			*70.0-130*		*10/28/2021 03:39*	WG1764592

Semi-Volatile Organic Compounds (GC) by Method AK102

Analyte	Result mg/l	Qualifier	MDL mg/l	RDL mg/l	Dilution	Analysis date / time	Batch
AK102 DRO C10-C25	0.518	B J	0.229	0.800	1	10/28/2021 00:49	WG1763676
(S) o-Terphenyl	*92.7*			*50.0-150*		*10/28/2021 00:49*	WG1763676

Semi Volatile Organic Compounds (GC/MS) by Method 8270D-SIM

Analyte	Result mg/l	Qualifier	MDL mg/l	RDL mg/l	Dilution	Analysis date / time	Batch
Anthracene	U		0.0000190	0.0000500	1	10/20/2021 19:23	WG1759452
Acenaphthene	U		0.0000190	0.0000500	1	10/20/2021 19:23	WG1759452
Acenaphthylene	0.0000298	J	0.0000171	0.0000500	1	10/20/2021 19:23	WG1759452
Benzo(a)anthracene	U		0.0000203	0.0000500	1	10/20/2021 19:23	WG1759452

Semi Volatile Organic Compounds (GC/MS) by Method 8270D-SIM

Analyte	Result mg/l	Qualifier	MDL mg/l	RDL mg/l	Dilution	Analysis date / time	Batch
Benzo(a)pyrene	U		0.0000184	0.0000500	1	10/20/2021 19:23	WG1759452
Benzo(b)fluoranthene	U		0.0000168	0.0000500	1	10/20/2021 19:23	WG1759452
Benzo(g,h,i)perylene	U		0.0000184	0.0000500	1	10/20/2021 19:23	WG1759452
Benzo(k)fluoranthene	U		0.0000202	0.0000500	1	10/20/2021 19:23	WG1759452
Chrysene	U		0.0000179	0.0000500	1	10/20/2021 19:23	WG1759452
Dibenz(a,h)anthracene	U		0.0000160	0.0000500	1	10/20/2021 19:23	WG1759452
Fluoranthene	U		0.0000270	0.000100	1	10/20/2021 19:23	WG1759452
Fluorene	0.0000260	J	0.0000169	0.0000500	1	10/20/2021 19:23	WG1759452
Indeno(1,2,3-cd)pyrene	U		0.0000158	0.0000500	1	10/20/2021 19:23	WG1759452
Naphthalene	U	J3	0.0000917	0.000250	1	10/20/2021 19:23	WG1759452
Phenanthrene	0.0000254	J	0.0000180	0.0000500	1	10/20/2021 19:23	WG1759452
Pyrene	U		0.0000169	0.0000500	1	10/20/2021 19:23	WG1759452
1-Methylnaphthalene	U	J3	0.0000687	0.000250	1	10/20/2021 19:23	WG1759452
2-Methylnaphthalene	U	J3	0.0000674	0.000250	1	10/20/2021 19:23	WG1759452
(S) Nitrobenzene-d5	*60.5*			*31.0-160*		*10/20/2021 19:23*	WG1759452
(S) 2-Fluorobiphenyl	*95.8*			*48.0-148*		*10/20/2021 19:23*	WG1759452
(S) p-Terphenyl-d14	*115*			*37.0-146*		*10/20/2021 19:23*	WG1759452

Metals (ICP) by Method 6010C

Analyte	Result mg/l	Qualifier	MDL mg/l	RDL mg/l	Dilution	Analysis date / time	Batch
Sodium	25.9		0.504	3.00	1	10/30/2021 15:34	WG1765894

Volatile Organic Compounds (GC) by Method AK101

Analyte	Result mg/l	Qualifier	MDL mg/l	RDL mg/l	Dilution	Analysis date / time	Batch
TPHGAK C6 to C10	0.0809	B J	0.0287	0.100	1	10/25/2021 03:01	WG1762227
(S) a,a,a-Trifluorotoluene(FID)	*101*			*50.0-150*		*10/25/2021 03:01*	WG1762227
(S) a,a,a-Trifluorotoluene(PID)	*98.6*			*79.0-125*		*10/25/2021 03:01*	WG1762227

Volatile Organic Compounds (GC/MS) by Method 524.2/8260C

Analyte	Result mg/l	Qualifier	MDL mg/l	RDL mg/l	Dilution	Analysis date / time	Batch
Benzene	0.000101	J	0.0000941	0.00100	1	10/25/2021 02:56	WG1762598
Benzene	U		0.0000941	0.00100	1	10/28/2021 03:59	WG1764592
n-Butylbenzene	U		0.000157	0.00100	1	10/25/2021 02:56	WG1762598
sec-Butylbenzene	U		0.000125	0.00100	1	10/25/2021 02:56	WG1762598
tert-Butylbenzene	U		0.000127	0.00100	1	10/25/2021 02:56	WG1762598
Ethylbenzene	U		0.000137	0.00100	1	10/25/2021 02:56	WG1762598
Isopropylbenzene	U		0.000105	0.00100	1	10/25/2021 02:56	WG1762598
Naphthalene	U	C3	0.00100	0.00500	1	10/25/2021 02:56	WG1762598
Toluene	U		0.000278	0.00100	1	10/25/2021 02:56	WG1762598
1,2,4-Trimethylbenzene	U		0.000322	0.00100	1	10/25/2021 02:56	WG1762598
1,3,5-Trimethylbenzene	U		0.000104	0.00100	1	10/25/2021 02:56	WG1762598
m&p-Xylene	U		0.000430	0.00200	1	10/25/2021 02:56	WG1762598
o-Xylene	U		0.000174	0.00100	1	10/25/2021 02:56	WG1762598
(S) Toluene-d8	*106*			*80.0-120*		*10/25/2021 02:56*	WG1762598
(S) Toluene-d8	*112*			*80.0-120*		*10/28/2021 03:59*	WG1764592
(S) 4-Bromofluorobenzene	*97.3*			*77.0-126*		*10/25/2021 02:56*	WG1762598
(S) 4-Bromofluorobenzene	*95.9*			*77.0-126*		*10/28/2021 03:59*	WG1764592
(S) 1,2-Dichloroethane-d4	*110*			*70.0-130*		*10/25/2021 02:56*	WG1762598
(S) 1,2-Dichloroethane-d4	*115*			*70.0-130*		*10/28/2021 03:59*	WG1764592

Semi-Volatile Organic Compounds (GC) by Method AK102

Analyte	Result mg/l	Qualifier	MDL mg/l	RDL mg/l	Dilution	Analysis date / time	Batch
AK102 DRO C10-C25	0.363	B J	0.229	0.800	1	10/28/2021 01:10	WG1763676
(S) o-Terphenyl	*105*			*50.0-150*		*10/28/2021 01:10*	WG1763676

Semi Volatile Organic Compounds (GC/MS) by Method 8270D-SIM

Analyte	Result mg/l	Qualifier	MDL mg/l	RDL mg/l	Dilution	Analysis date / time	Batch
Anthracene	U		0.0000190	0.0000500	1	10/20/2021 19:41	WG1759452
Acenaphthene	U		0.0000190	0.0000500	1	10/20/2021 19:41	WG1759452
Acenaphthylene	U		0.0000171	0.0000500	1	10/20/2021 19:41	WG1759452
Benzo(a)anthracene	U		0.0000203	0.0000500	1	10/20/2021 19:41	WG1759452
Benzo(a)pyrene	U		0.0000184	0.0000500	1	10/20/2021 19:41	WG1759452
Benzo(b)fluoranthene	U		0.0000168	0.0000500	1	10/20/2021 19:41	WG1759452
Benzo(g,h,i)perylene	U		0.0000184	0.0000500	1	10/20/2021 19:41	WG1759452
Benzo(k)fluoranthene	U		0.0000202	0.0000500	1	10/20/2021 19:41	WG1759452
Chrysene	U		0.0000179	0.0000500	1	10/20/2021 19:41	WG1759452
Dibenz(a,h)anthracene	U		0.0000160	0.0000500	1	10/20/2021 19:41	WG1759452
Fluoranthene	U		0.0000270	0.000100	1	10/20/2021 19:41	WG1759452
Fluorene	U		0.0000169	0.0000500	1	10/20/2021 19:41	WG1759452

Semi Volatile Organic Compounds (GC/MS) by Method 8270D-SIM

Analyte	Result mg/l	Qualifier	MDL mg/l	RDL mg/l	Dilution	Analysis date / time	Batch
Indeno(1,2,3-cd)pyrene	U		0.0000158	0.0000500	1	10/20/2021 19:41	WG1759452
Naphthalene	U	J3	0.0000917	0.000250	1	10/20/2021 19:41	WG1759452
Phenanthrene	U		0.0000180	0.0000500	1	10/20/2021 19:41	WG1759452
Pyrene	U		0.0000169	0.0000500	1	10/20/2021 19:41	WG1759452
1-Methylnaphthalene	U	J3	0.0000687	0.000250	1	10/20/2021 19:41	WG1759452
2-Methylnaphthalene	U	J3	0.0000674	0.000250	1	10/20/2021 19:41	WG1759452
(S) Nitrobenzene-d5	*67.9*			*31.0-160*		*10/20/2021 19:41*	WG1759452
(S) 2-Fluorobiphenyl	*98.9*			*48.0-148*		*10/20/2021 19:41*	WG1759452
(S) p-Terphenyl-d14	*118*			*37.0-146*		*10/20/2021 19:41*	WG1759452

Metals (ICP) by Method 6010C

Analyte	Result mg/l	Qualifier	MDL mg/l	RDL mg/l	Dilution	Analysis date / time	Batch
Sodium	10.7		0.504	3.00	1	10/30/2021 15:43	WG1765894

Volatile Organic Compounds (GC) by Method AK101

Analyte	Result mg/l	Qualifier	MDL mg/l	RDL mg/l	Dilution	Analysis date / time	Batch
TPHGAK C6 to C10	0.176	B	0.0287	0.100	1	10/25/2021 03:23	WG1762227
(S) a,a,a-Trifluorotoluene(FID)	*97.5*			*50.0-150*		*10/25/2021 03:23*	WG1762227
(S) a,a,a-Trifluorotoluene(PID)	*100*			*79.0-125*		*10/25/2021 03:23*	WG1762227

Volatile Organic Compounds (GC/MS) by Method 524.2/8260C

Analyte	Result mg/l	Qualifier	MDL mg/l	RDL mg/l	Dilution	Analysis date / time	Batch
Benzene	U		0.0000941	0.00100	1	10/25/2021 03:16	WG1762598
n-Butylbenzene	U		0.000157	0.00100	1	10/25/2021 03:16	WG1762598
sec-Butylbenzene	U		0.000125	0.00100	1	10/25/2021 03:16	WG1762598
tert-Butylbenzene	U		0.000127	0.00100	1	10/25/2021 03:16	WG1762598
Ethylbenzene	U		0.000137	0.00100	1	10/25/2021 03:16	WG1762598
Isopropylbenzene	U		0.000105	0.00100	1	10/25/2021 03:16	WG1762598
Naphthalene	U	C3	0.00100	0.00500	1	10/25/2021 03:16	WG1762598
Toluene	U		0.000278	0.00100	1	10/25/2021 03:16	WG1762598
1,2,4-Trimethylbenzene	0.000928	J	0.000322	0.00100	1	10/25/2021 03:16	WG1762598
1,3,5-Trimethylbenzene	0.000365	J	0.000104	0.00100	1	10/25/2021 03:16	WG1762598
m&p-Xylene	U		0.000430	0.00200	1	10/25/2021 03:16	WG1762598
o-Xylene	U		0.000174	0.00100	1	10/25/2021 03:16	WG1762598
(S) Toluene-d8	*107*			*80.0-120*		*10/25/2021 03:16*	WG1762598
(S) 4-Bromofluorobenzene	*96.6*			*77.0-126*		*10/25/2021 03:16*	WG1762598
(S) 1,2-Dichloroethane-d4	*115*			*70.0-130*		*10/25/2021 03:16*	WG1762598

Semi-Volatile Organic Compounds (GC) by Method AK102

Analyte	Result mg/l	Qualifier	MDL mg/l	RDL mg/l	Dilution	Analysis date / time	Batch
AK102 DRO C10-C25	0.865	B	0.229	0.800	1	10/28/2021 01:30	WG1763676
(S) o-Terphenyl	*96.9*			*50.0-150*		*10/28/2021 01:30*	WG1763676

Semi Volatile Organic Compounds (GC/MS) by Method 8270D-SIM

Analyte	Result mg/l	Qualifier	MDL mg/l	RDL mg/l	Dilution	Analysis date / time	Batch
Anthracene	U		0.0000190	0.0000500	1	10/20/2021 19:59	WG1759452
Acenaphthene	U		0.0000190	0.0000500	1	10/20/2021 19:59	WG1759452
Acenaphthylene	U		0.0000171	0.0000500	1	10/20/2021 19:59	WG1759452
Benzo(a)anthracene	U		0.0000203	0.0000500	1	10/20/2021 19:59	WG1759452
Benzo(a)pyrene	U		0.0000184	0.0000500	1	10/20/2021 19:59	WG1759452
Benzo(b)fluoranthene	U		0.0000168	0.0000500	1	10/20/2021 19:59	WG1759452
Benzo(g,h,i)perylene	0.0000426	J	0.0000184	0.0000500	1	10/20/2021 19:59	WG1759452
Benzo(k)fluoranthene	U		0.0000202	0.0000500	1	10/20/2021 19:59	WG1759452
Chrysene	0.0000258	J	0.0000179	0.0000500	1	10/20/2021 19:59	WG1759452
Dibenz(a,h)anthracene	U		0.0000160	0.0000500	1	10/20/2021 19:59	WG1759452
Fluoranthene	U		0.0000270	0.000100	1	10/20/2021 19:59	WG1759452
Fluorene	U		0.0000169	0.0000500	1	10/20/2021 19:59	WG1759452
Indeno(1,2,3-cd)pyrene	U		0.0000158	0.0000500	1	10/20/2021 19:59	WG1759452
Naphthalene	U	J3	0.0000917	0.000250	1	10/20/2021 19:59	WG1759452
Phenanthrene	U		0.0000180	0.0000500	1	10/20/2021 19:59	WG1759452
Pyrene	0.0000340	J	0.0000169	0.0000500	1	10/20/2021 19:59	WG1759452

Semi Volatile Organic Compounds (GC/MS) by Method 8270D-SIM

Analyte	Result mg/l	Qualifier	MDL mg/l	RDL mg/l	Dilution	Analysis date / time	Batch
1-Methylnaphthalene	U	J3	0.0000687	0.000250	1	10/20/2021 19:59	WG1759452
2-Methylnaphthalene	U	J3	0.0000674	0.000250	1	10/20/2021 19:59	WG1759452
(S) Nitrobenzene-d5	*65.8*			*31.0-160*		*10/20/2021 19:59*	WG1759452
(S) 2-Fluorobiphenyl	*94.7*			*48.0-148*		*10/20/2021 19:59*	WG1759452
(S) p-Terphenyl-d14	*113*			*37.0-146*		*10/20/2021 19:59*	WG1759452

Metals (ICP) by Method 6010C

Analyte	Result mg/l	Qualifier	MDL mg/l	RDL mg/l	Dilution	Analysis date / time	Batch
Sodium	21.9		0.504	3.00	1	10/30/2021 15:45	WG1765894

Volatile Organic Compounds (GC) by Method AK101

Analyte	Result mg/l	Qualifier	MDL mg/l	RDL mg/l	Dilution	Analysis date / time	Batch
TPHGAK C6 to C10	0.0580	B J	0.0287	0.100	1	10/25/2021 03:45	WG1762227
(S) a,a,a-Trifluorotoluene(FID)	*97.9*			*50.0-150*		*10/25/2021 03:45*	WG1762227
(S) a,a,a-Trifluorotoluene(PID)	*99.3*			*79.0-125*		*10/25/2021 03:45*	WG1762227

Volatile Organic Compounds (GC/MS) by Method 524.2/8260C

Analyte	Result mg/l	Qualifier	MDL mg/l	RDL mg/l	Dilution	Analysis date / time	Batch
Benzene	U		0.0000941	0.00100	1	10/25/2021 03:37	WG1762598
n-Butylbenzene	U		0.000157	0.00100	1	10/25/2021 03:37	WG1762598
sec-Butylbenzene	U		0.000125	0.00100	1	10/25/2021 03:37	WG1762598
tert-Butylbenzene	U		0.000127	0.00100	1	10/25/2021 03:37	WG1762598
Ethylbenzene	U		0.000137	0.00100	1	10/25/2021 03:37	WG1762598
Isopropylbenzene	U		0.000105	0.00100	1	10/25/2021 03:37	WG1762598
Naphthalene	U	C3	0.00100	0.00500	1	10/25/2021 03:37	WG1762598
Toluene	U		0.000278	0.00100	1	10/25/2021 03:37	WG1762598
1,2,4-Trimethylbenzene	U		0.000322	0.00100	1	10/25/2021 03:37	WG1762598
1,3,5-Trimethylbenzene	U		0.000104	0.00100	1	10/25/2021 03:37	WG1762598
m&p-Xylene	U		0.000430	0.00200	1	10/25/2021 03:37	WG1762598
o-Xylene	U		0.000174	0.00100	1	10/25/2021 03:37	WG1762598
(S) Toluene-d8	*107*			*80.0-120*		*10/25/2021 03:37*	WG1762598
(S) 4-Bromofluorobenzene	*95.0*			*77.0-126*		*10/25/2021 03:37*	WG1762598
(S) 1,2-Dichloroethane-d4	*114*			*70.0-130*		*10/25/2021 03:37*	WG1762598

Semi-Volatile Organic Compounds (GC) by Method AK102

Analyte	Result mg/l	Qualifier	MDL mg/l	RDL mg/l	Dilution	Analysis date / time	Batch
AK102 DRO C10-C25	0.313	B J	0.229	0.800	1	10/28/2021 01:50	WG1763676
(S) o-Terphenyl	*98.7*			*50.0-150*		*10/28/2021 01:50*	WG1763676

Semi Volatile Organic Compounds (GC/MS) by Method 8270D-SIM

Analyte	Result mg/l	Qualifier	MDL mg/l	RDL mg/l	Dilution	Analysis date / time	Batch
Anthracene	U		0.0000190	0.0000500	1	10/20/2021 20:17	WG1759452
Acenaphthene	U		0.0000190	0.0000500	1	10/20/2021 20:17	WG1759452
Acenaphthylene	U		0.0000171	0.0000500	1	10/20/2021 20:17	WG1759452
Benzo(a)anthracene	U		0.0000203	0.0000500	1	10/20/2021 20:17	WG1759452
Benzo(a)pyrene	U		0.0000184	0.0000500	1	10/20/2021 20:17	WG1759452
Benzo(b)fluoranthene	U		0.0000168	0.0000500	1	10/20/2021 20:17	WG1759452
Benzo(g,h,i)perylene	U		0.0000184	0.0000500	1	10/20/2021 20:17	WG1759452
Benzo(k)fluoranthene	U		0.0000202	0.0000500	1	10/20/2021 20:17	WG1759452
Chrysene	U		0.0000179	0.0000500	1	10/20/2021 20:17	WG1759452
Dibenz(a,h)anthracene	U		0.0000160	0.0000500	1	10/20/2021 20:17	WG1759452
Fluoranthene	U		0.0000270	0.000100	1	10/20/2021 20:17	WG1759452
Fluorene	U		0.0000169	0.0000500	1	10/20/2021 20:17	WG1759452
Indeno(1,2,3-cd)pyrene	U		0.0000158	0.0000500	1	10/20/2021 20:17	WG1759452
Naphthalene	U	J3	0.0000917	0.000250	1	10/20/2021 20:17	WG1759452
Phenanthrene	U		0.0000180	0.0000500	1	10/20/2021 20:17	WG1759452
Pyrene	U		0.0000169	0.0000500	1	10/20/2021 20:17	WG1759452

Semi Volatile Organic Compounds (GC/MS) by Method 8270D-SIM

Analyte	Result mg/l	Qualifier	MDL mg/l	RDL mg/l	Dilution	Analysis date / time	Batch
1-Methylnaphthalene	U	J3	0.0000687	0.000250	1	10/20/2021 20:17	WG1759452
2-Methylnaphthalene	U	J3	0.0000674	0.000250	1	10/20/2021 20:17	WG1759452
(S) Nitrobenzene-d5	*67.4*			*31.0-160*		*10/20/2021 20:17*	WG1759452
(S) 2-Fluorobiphenyl	*98.4*			*48.0-148*		*10/20/2021 20:17*	WG1759452
(S) p-Terphenyl-d14	*115*			*37.0-146*		*10/20/2021 20:17*	WG1759452

Metals (ICP) by Method 6010C

Analyte	Result mg/l	Qualifier	MDL mg/l	RDL mg/l	Dilution	Analysis date / time	Batch
Sodium	20.3		0.504	3.00	1	10/30/2021 15:48	WG1765894

Volatile Organic Compounds (GC) by Method AK101

Analyte	Result mg/l	Qualifier	MDL mg/l	RDL mg/l	Dilution	Analysis date / time	Batch
TPHGAK C6 to C10	0.0776	B J	0.0287	0.100	1	10/25/2021 04:07	WG1762227
(S) a,a,a-Trifluorotoluene(FID)	*98.1*			*50.0-150*		*10/25/2021 04:07*	WG1762227
(S) a,a,a-Trifluorotoluene(PID)	*99.7*			*79.0-125*		*10/25/2021 04:07*	WG1762227

Volatile Organic Compounds (GC/MS) by Method 524.2/8260C

Analyte	Result mg/l	Qualifier	MDL mg/l	RDL mg/l	Dilution	Analysis date / time	Batch
Benzene	0.000267	J	0.0000941	0.00100	1	10/26/2021 02:25	WG1763301
n-Butylbenzene	U		0.000157	0.00100	1	10/26/2021 02:25	WG1763301
sec-Butylbenzene	0.000226	J	0.000125	0.00100	1	10/26/2021 02:25	WG1763301
tert-Butylbenzene	U		0.000127	0.00100	1	10/26/2021 02:25	WG1763301
Ethylbenzene	U		0.000137	0.00100	1	10/26/2021 02:25	WG1763301
Isopropylbenzene	0.000161	J	0.000105	0.00100	1	10/26/2021 02:25	WG1763301
Naphthalene	U		0.00100	0.00500	1	10/26/2021 02:25	WG1763301
Toluene	U		0.000278	0.00100	1	10/26/2021 02:25	WG1763301
1,2,4-Trimethylbenzene	U		0.000322	0.00100	1	10/26/2021 02:25	WG1763301
1,3,5-Trimethylbenzene	U		0.000104	0.00100	1	10/26/2021 02:25	WG1763301
m&p-Xylene	U		0.000430	0.00200	1	10/26/2021 02:25	WG1763301
o-Xylene	U		0.000174	0.00100	1	10/26/2021 02:25	WG1763301
(S) Toluene-d8	*109*			*80.0-120*		*10/26/2021 02:25*	WG1763301
(S) 4-Bromofluorobenzene	*101*			*77.0-126*		*10/26/2021 02:25*	WG1763301
(S) 1,2-Dichloroethane-d4	*111*			*70.0-130*		*10/26/2021 02:25*	WG1763301

Semi-Volatile Organic Compounds (GC) by Method AK102

Analyte	Result mg/l	Qualifier	MDL mg/l	RDL mg/l	Dilution	Analysis date / time	Batch
AK102 DRO C10-C25	0.402	B J	0.254	0.888	1.11	10/28/2021 02:10	WG1763676
(S) o-Terphenyl	*98.0*			*50.0-150*		*10/28/2021 02:10*	WG1763676

Semi Volatile Organic Compounds (GC/MS) by Method 8270D-SIM

Analyte	Result mg/l	Qualifier	MDL mg/l	RDL mg/l	Dilution	Analysis date / time	Batch
Anthracene	U		0.0000190	0.0000500	1	10/20/2021 20:35	WG1759452
Acenaphthene	U		0.0000190	0.0000500	1	10/20/2021 20:35	WG1759452
Acenaphthylene	U		0.0000171	0.0000500	1	10/20/2021 20:35	WG1759452
Benzo(a)anthracene	U		0.0000203	0.0000500	1	10/20/2021 20:35	WG1759452
Benzo(a)pyrene	U		0.0000184	0.0000500	1	10/20/2021 20:35	WG1759452
Benzo(b)fluoranthene	U		0.0000168	0.0000500	1	10/20/2021 20:35	WG1759452
Benzo(g,h,i)perylene	U		0.0000184	0.0000500	1	10/20/2021 20:35	WG1759452
Benzo(k)fluoranthene	U		0.0000202	0.0000500	1	10/20/2021 20:35	WG1759452
Chrysene	U		0.0000179	0.0000500	1	10/20/2021 20:35	WG1759452
Dibenz(a,h)anthracene	U		0.0000160	0.0000500	1	10/20/2021 20:35	WG1759452
Fluoranthene	U		0.0000270	0.000100	1	10/20/2021 20:35	WG1759452
Fluorene	U		0.0000169	0.0000500	1	10/20/2021 20:35	WG1759452
Indeno(1,2,3-cd)pyrene	U		0.0000158	0.0000500	1	10/20/2021 20:35	WG1759452
Naphthalene	U	J3	0.0000917	0.000250	1	10/20/2021 20:35	WG1759452
Phenanthrene	U		0.0000180	0.0000500	1	10/20/2021 20:35	WG1759452
Pyrene	U		0.0000169	0.0000500	1	10/20/2021 20:35	WG1759452

Semi Volatile Organic Compounds (GC/MS) by Method 8270D-SIM

Analyte	Result mg/l	Qualifier	MDL mg/l	RDL mg/l	Dilution	Analysis date / time	Batch
1-Methylnaphthalene	U	J3	0.0000687	0.000250	1	10/20/2021 20:35	WG1759452
2-Methylnaphthalene	U	J3	0.0000674	0.000250	1	10/20/2021 20:35	WG1759452
(S) Nitrobenzene-d5	*65.8*			*31.0-160*		*10/20/2021 20:35*	WG1759452
(S) 2-Fluorobiphenyl	*95.8*			*48.0-148*		*10/20/2021 20:35*	WG1759452
(S) p-Terphenyl-d14	*112*			*37.0-146*		*10/20/2021 20:35*	WG1759452

Metals (ICP) by Method 6010C

Analyte	Result mg/l	Qualifier	MDL mg/l	RDL mg/l	Dilution	Analysis date / time	Batch
Sodium	5.05		0.504	3.00	1	10/30/2021 15:51	WG1765894

Volatile Organic Compounds (GC) by Method AK101

Analyte	Result mg/l	Qualifier	MDL mg/l	RDL mg/l	Dilution	Analysis date / time	Batch
TPHGAK C6 to C10	0.0507	B J	0.0287	0.100	1	10/25/2021 04:29	WG1762227
(S) a,a,a-Trifluorotoluene(FID)	*99.0*			*50.0-150*		*10/25/2021 04:29*	WG1762227
(S) a,a,a-Trifluorotoluene(PID)	*99.3*			*79.0-125*		*10/25/2021 04:29*	WG1762227

Volatile Organic Compounds (GC/MS) by Method 524.2/8260C

Analyte	Result mg/l	Qualifier	MDL mg/l	RDL mg/l	Dilution	Analysis date / time	Batch
Benzene	U		0.0000941	0.00100	1	10/26/2021 02:44	WG1763301
n-Butylbenzene	U		0.000157	0.00100	1	10/26/2021 02:44	WG1763301
sec-Butylbenzene	U		0.000125	0.00100	1	10/26/2021 02:44	WG1763301
tert-Butylbenzene	U		0.000127	0.00100	1	10/26/2021 02:44	WG1763301
Ethylbenzene	U		0.000137	0.00100	1	10/26/2021 02:44	WG1763301
Isopropylbenzene	U		0.000105	0.00100	1	10/26/2021 02:44	WG1763301
Naphthalene	U		0.00100	0.00500	1	10/26/2021 02:44	WG1763301
Toluene	U		0.000278	0.00100	1	10/26/2021 02:44	WG1763301
1,2,4-Trimethylbenzene	U		0.000322	0.00100	1	10/26/2021 02:44	WG1763301
1,3,5-Trimethylbenzene	U		0.000104	0.00100	1	10/26/2021 02:44	WG1763301
m&p-Xylene	U		0.000430	0.00200	1	10/26/2021 02:44	WG1763301
o-Xylene	U		0.000174	0.00100	1	10/26/2021 02:44	WG1763301
(S) Toluene-d8	*116*			*80.0-120*		*10/26/2021 02:44*	WG1763301
(S) 4-Bromofluorobenzene	*101*			*77.0-126*		*10/26/2021 02:44*	WG1763301
(S) 1,2-Dichloroethane-d4	*110*			*70.0-130*		*10/26/2021 02:44*	WG1763301

Semi-Volatile Organic Compounds (GC) by Method AK102

Analyte	Result mg/l	Qualifier	MDL mg/l	RDL mg/l	Dilution	Analysis date / time	Batch
AK102 DRO C10-C25	0.358	B J	0.229	0.800	1	10/28/2021 02:30	WG1763676
(S) o-Terphenyl	*100*			*50.0-150*		*10/28/2021 02:30*	WG1763676

Semi Volatile Organic Compounds (GC/MS) by Method 8270D-SIM

Analyte	Result mg/l	Qualifier	MDL mg/l	RDL mg/l	Dilution	Analysis date / time	Batch
Anthracene	U		0.0000190	0.0000500	1	10/20/2021 20:53	WG1759452
Acenaphthene	U		0.0000190	0.0000500	1	10/20/2021 20:53	WG1759452
Acenaphthylene	U		0.0000171	0.0000500	1	10/20/2021 20:53	WG1759452
Benzo(a)anthracene	U		0.0000203	0.0000500	1	10/20/2021 20:53	WG1759452
Benzo(a)pyrene	U		0.0000184	0.0000500	1	10/20/2021 20:53	WG1759452
Benzo(b)fluoranthene	U		0.0000168	0.0000500	1	10/20/2021 20:53	WG1759452
Benzo(g,h,i)perylene	U		0.0000184	0.0000500	1	10/20/2021 20:53	WG1759452
Benzo(k)fluoranthene	U		0.0000202	0.0000500	1	10/20/2021 20:53	WG1759452
Chrysene	U		0.0000179	0.0000500	1	10/20/2021 20:53	WG1759452
Dibenz(a,h)anthracene	U		0.0000160	0.0000500	1	10/20/2021 20:53	WG1759452
Fluoranthene	U		0.0000270	0.000100	1	10/20/2021 20:53	WG1759452
Fluorene	U		0.0000169	0.0000500	1	10/20/2021 20:53	WG1759452
Indeno(1,2,3-cd)pyrene	U		0.0000158	0.0000500	1	10/20/2021 20:53	WG1759452
Naphthalene	U	J3	0.0000917	0.000250	1	10/20/2021 20:53	WG1759452
Phenanthrene	U		0.0000180	0.0000500	1	10/20/2021 20:53	WG1759452
Pyrene	U		0.0000169	0.0000500	1	10/20/2021 20:53	WG1759452

Semi Volatile Organic Compounds (GC/MS) by Method 8270D-SIM

Analyte	Result mg/l	Qualifier	MDL mg/l	RDL mg/l	Dilution	Analysis date / time	Batch
1-Methylnaphthalene	U	J3	0.0000687	0.000250	1	10/20/2021 20:53	WG1759452
2-Methylnaphthalene	U	J3	0.0000674	0.000250	1	10/20/2021 20:53	WG1759452
(S) Nitrobenzene-d5	*68.4*			*31.0-160*		*10/20/2021 20:53*	WG1759452
(S) 2-Fluorobiphenyl	*100*			*48.0-148*		*10/20/2021 20:53*	WG1759452
(S) p-Terphenyl-d14	*118*			*37.0-146*		*10/20/2021 20:53*	WG1759452

Metals (ICP) by Method 6010C

Analyte	Result mg/l	Qualifier	MDL mg/l	RDL mg/l	Dilution	Analysis date / time	Batch
Sodium	71.7		0.504	3.00	1	10/30/2021 15:54	WG1765894

Volatile Organic Compounds (GC) by Method AK101

Analyte	Result mg/l	Qualifier	MDL mg/l	RDL mg/l	Dilution	Analysis date / time	Batch
TPHGAK C6 to C10	0.765		0.0287	0.100	1	10/25/2021 04:51	WG1762227
(S) a,a,a-Trifluorotoluene(FID)	*98.6*			*50.0-150*		*10/25/2021 04:51*	WG1762227
(S) a,a,a-Trifluorotoluene(PID)	*106*			*79.0-125*		*10/25/2021 04:51*	WG1762227

Volatile Organic Compounds (GC/MS) by Method 524.2/8260C

Analyte	Result mg/l	Qualifier	MDL mg/l	RDL mg/l	Dilution	Analysis date / time	Batch
Benzene	U		0.0000941	0.00100	1	10/26/2021 03:03	WG1763301
n-Butylbenzene	0.000456	J	0.000157	0.00100	1	10/26/2021 03:03	WG1763301
sec-Butylbenzene	0.000281	J	0.000125	0.00100	1	10/26/2021 03:03	WG1763301
tert-Butylbenzene	U		0.000127	0.00100	1	10/26/2021 03:03	WG1763301
Ethylbenzene	U		0.000137	0.00100	1	10/26/2021 03:03	WG1763301
Isopropylbenzene	0.000338	J	0.000105	0.00100	1	10/26/2021 03:03	WG1763301
Naphthalene	U		0.00100	0.00500	1	10/26/2021 03:03	WG1763301
Toluene	U		0.000278	0.00100	1	10/26/2021 03:03	WG1763301
1,2,4-Trimethylbenzene	U		0.000322	0.00100	1	10/26/2021 03:03	WG1763301
1,3,5-Trimethylbenzene	U		0.000104	0.00100	1	10/26/2021 03:03	WG1763301
m&p-Xylene	U		0.000430	0.00200	1	10/26/2021 03:03	WG1763301
o-Xylene	U		0.000174	0.00100	1	10/26/2021 03:03	WG1763301
(S) Toluene-d8	*111*			*80.0-120*		*10/26/2021 03:03*	WG1763301
(S) 4-Bromofluorobenzene	*99.1*			*77.0-126*		*10/26/2021 03:03*	WG1763301
(S) 1,2-Dichloroethane-d4	*109*			*70.0-130*		*10/26/2021 03:03*	WG1763301

Semi-Volatile Organic Compounds (GC) by Method AK102

Analyte	Result mg/l	Qualifier	MDL mg/l	RDL mg/l	Dilution	Analysis date / time	Batch
AK102 DRO C10-C25	0.819	B	0.229	0.800	1	10/28/2021 02:50	WG1763676
(S) o-Terphenyl	*94.9*			*50.0-150*		*10/28/2021 02:50*	WG1763676

Semi Volatile Organic Compounds (GC/MS) by Method 8270D-SIM

Analyte	Result mg/l	Qualifier	MDL mg/l	RDL mg/l	Dilution	Analysis date / time	Batch
Anthracene	U		0.0000190	0.0000500	1	10/20/2021 21:11	WG1759452
Acenaphthene	U		0.0000190	0.0000500	1	10/20/2021 21:11	WG1759452
Acenaphthylene	0.000113		0.0000171	0.0000500	1	10/20/2021 21:11	WG1759452
Benzo(a)anthracene	U		0.0000203	0.0000500	1	10/20/2021 21:11	WG1759452
Benzo(a)pyrene	U		0.0000184	0.0000500	1	10/20/2021 21:11	WG1759452
Benzo(b)fluoranthene	U		0.0000168	0.0000500	1	10/20/2021 21:11	WG1759452
Benzo(g,h,i)perylene	U		0.0000184	0.0000500	1	10/20/2021 21:11	WG1759452
Benzo(k)fluoranthene	U		0.0000202	0.0000500	1	10/20/2021 21:11	WG1759452
Chrysene	U		0.0000179	0.0000500	1	10/20/2021 21:11	WG1759452
Dibenz(a,h)anthracene	U		0.0000160	0.0000500	1	10/20/2021 21:11	WG1759452
Fluoranthene	U		0.0000270	0.000100	1	10/20/2021 21:11	WG1759452
Fluorene	0.0000961		0.0000169	0.0000500	1	10/20/2021 21:11	WG1759452
Indeno(1,2,3-cd)pyrene	U		0.0000158	0.0000500	1	10/20/2021 21:11	WG1759452
Naphthalene	U	J3	0.0000917	0.000250	1	10/20/2021 21:11	WG1759452
Phenanthrene	0.0000445	J	0.0000180	0.0000500	1	10/20/2021 21:11	WG1759452
Pyrene	U		0.0000169	0.0000500	1	10/20/2021 21:11	WG1759452

Semi Volatile Organic Compounds (GC/MS) by Method 8270D-SIM

Analyte	Result mg/l	Qualifier	MDL mg/l	RDL mg/l	Dilution	Analysis date / time	Batch
1-Methylnaphthalene	0.000132	J J3	0.0000687	0.000250	1	10/20/2021 21:11	WG1759452
2-Methylnaphthalene	0.000324	J3	0.0000674	0.000250	1	10/20/2021 21:11	WG1759452
(S) Nitrobenzene-d5	*76.3*			*31.0-160*		*10/20/2021 21:11*	WG1759452
(S) 2-Fluorobiphenyl	*94.2*			*48.0-148*		*10/20/2021 21:11*	WG1759452
(S) p-Terphenyl-d14	*115*			*37.0-146*		*10/20/2021 21:11*	WG1759452

Metals (ICP) by Method 6010C

Analyte	Result mg/l	Qualifier	MDL mg/l	RDL mg/l	Dilution	Analysis date / time	Batch
Sodium	71.3		0.504	3.00	1	11/02/2021 19:14	WG1767284

Volatile Organic Compounds (GC) by Method AK101

Analyte	Result mg/l	Qualifier	MDL mg/l	RDL mg/l	Dilution	Analysis date / time	Batch
TPHGAK C6 to C10	0.804		0.0287	0.100	1	10/25/2021 05:13	WG1762227
(S) a,a,a-Trifluorotoluene(FID)	*96.7*			*50.0-150*		*10/25/2021 05:13*	WG1762227
(S) a,a,a-Trifluorotoluene(PID)	*106*			*79.0-125*		*10/25/2021 05:13*	WG1762227

Volatile Organic Compounds (GC/MS) by Method 524.2/8260C

Analyte	Result mg/l	Qualifier	MDL mg/l	RDL mg/l	Dilution	Analysis date / time	Batch
Benzene	U		0.0000941	0.00100	1	10/26/2021 03:23	WG1763301
n-Butylbenzene	0.000438	J	0.000157	0.00100	1	10/26/2021 03:23	WG1763301
sec-Butylbenzene	0.000303	J	0.000125	0.00100	1	10/26/2021 03:23	WG1763301
tert-Butylbenzene	U		0.000127	0.00100	1	10/26/2021 03:23	WG1763301
Ethylbenzene	U		0.000137	0.00100	1	10/26/2021 03:23	WG1763301
Isopropylbenzene	0.000368	J	0.000105	0.00100	1	10/26/2021 03:23	WG1763301
Naphthalene	U		0.00100	0.00500	1	10/26/2021 03:23	WG1763301
Toluene	U		0.000278	0.00100	1	10/26/2021 03:23	WG1763301
1,2,4-Trimethylbenzene	U		0.000322	0.00100	1	10/26/2021 03:23	WG1763301
1,3,5-Trimethylbenzene	U		0.000104	0.00100	1	10/26/2021 03:23	WG1763301
m&p-Xylene	U		0.000430	0.00200	1	10/26/2021 03:23	WG1763301
o-Xylene	U		0.000174	0.00100	1	10/26/2021 03:23	WG1763301
(S) Toluene-d8	*119*			*80.0-120*		*10/26/2021 03:23*	WG1763301
(S) 4-Bromofluorobenzene	*101*			*77.0-126*		*10/26/2021 03:23*	WG1763301
(S) 1,2-Dichloroethane-d4	*108*			*70.0-130*		*10/26/2021 03:23*	WG1763301

Semi-Volatile Organic Compounds (GC) by Method AK102

Analyte	Result mg/l	Qualifier	MDL mg/l	RDL mg/l	Dilution	Analysis date / time	Batch
AK102 DRO C10-C25	0.831	B	0.229	0.800	1	10/28/2021 03:10	WG1763676
(S) o-Terphenyl	*94.5*			*50.0-150*		*10/28/2021 03:10*	WG1763676

Semi Volatile Organic Compounds (GC/MS) by Method 8270D-SIM

Analyte	Result mg/l	Qualifier	MDL mg/l	RDL mg/l	Dilution	Analysis date / time	Batch
Anthracene	U		0.0000190	0.0000500	1	10/20/2021 21:28	WG1759452
Acenaphthene	U		0.0000190	0.0000500	1	10/20/2021 21:28	WG1759452
Acenaphthylene	0.0000670		0.0000171	0.0000500	1	10/20/2021 21:28	WG1759452
Benzo(a)anthracene	U		0.0000203	0.0000500	1	10/20/2021 21:28	WG1759452
Benzo(a)pyrene	U		0.0000184	0.0000500	1	10/20/2021 21:28	WG1759452
Benzo(b)fluoranthene	U		0.0000168	0.0000500	1	10/20/2021 21:28	WG1759452
Benzo(g,h,i)perylene	U		0.0000184	0.0000500	1	10/20/2021 21:28	WG1759452
Benzo(k)fluoranthene	U		0.0000202	0.0000500	1	10/20/2021 21:28	WG1759452
Chrysene	U		0.0000179	0.0000500	1	10/20/2021 21:28	WG1759452
Dibenz(a,h)anthracene	U		0.0000160	0.0000500	1	10/20/2021 21:28	WG1759452
Fluoranthene	U		0.0000270	0.000100	1	10/20/2021 21:28	WG1759452
Fluorene	0.0000454	J	0.0000169	0.0000500	1	10/20/2021 21:28	WG1759452
Indeno(1,2,3-cd)pyrene	U		0.0000158	0.0000500	1	10/20/2021 21:28	WG1759452
Naphthalene	U	J3	0.0000917	0.000250	1	10/20/2021 21:28	WG1759452
Phenanthrene	0.0000203	J	0.0000180	0.0000500	1	10/20/2021 21:28	WG1759452
Pyrene	U		0.0000169	0.0000500	1	10/20/2021 21:28	WG1759452

Semi Volatile Organic Compounds (GC/MS) by Method 8270D-SIM

Analyte	Result mg/l	Qualifier	MDL mg/l	RDL mg/l	Dilution	Analysis date / time	Batch
1-Methylnaphthalene	U	J3	0.0000687	0.000250	1	10/20/2021 21:28	WG1759452
2-Methylnaphthalene	0.000138	J J3	0.0000674	0.000250	1	10/20/2021 21:28	WG1759452
(S) Nitrobenzene-d5	*73.2*			*31.0-160*		*10/20/2021 21:28*	WG1759452
(S) 2-Fluorobiphenyl	*96.3*			*48.0-148*		*10/20/2021 21:28*	WG1759452
(S) p-Terphenyl-d14	*116*			*37.0-146*		*10/20/2021 21:28*	WG1759452

Volatile Organic Compounds (GC/MS) by Method 524.2/8260C

Analyte	Result mg/l	Qualifier	MDL mg/l	RDL mg/l	Dilution	Analysis date / time	Batch
Benzene	U		0.0000490	0.000500	1	10/19/2021 14:34	WG1759281
Carbon tetrachloride	U		0.0000660	0.000500	1	10/19/2021 14:34	WG1759281
1,4-Dichlorobenzene	U		0.0000310	0.000500	1	10/19/2021 14:34	WG1759281
1,2-Dichloroethane	U		0.0000498	0.000500	1	10/19/2021 14:34	WG1759281
1,1-Dichloroethene	U		0.0000540	0.000500	1	10/19/2021 14:34	WG1759281
1,1,1-Trichloroethane	U		0.0000490	0.000500	1	10/19/2021 14:34	WG1759281
Trichloroethene	U		0.0000440	0.000500	1	10/19/2021 14:34	WG1759281
Vinyl chloride	U		0.0000260	0.000500	1	10/19/2021 14:34	WG1759281
1,2,4-Trichlorobenzene	U		0.0000530	0.000500	1	10/19/2021 14:34	WG1759281
cis-1,2-Dichloroethene	U		0.0000640	0.000500	1	10/19/2021 14:34	WG1759281
Methylene chloride	U		0.0000608	0.000500	1	10/19/2021 14:34	WG1759281
1,2-Dichlorobenzene	U		0.0000410	0.000500	1	10/19/2021 14:34	WG1759281
trans-1,2-Dichloroethene	U		0.000100	0.000500	1	10/19/2021 14:34	WG1759281
1,2-Dichloropropane	U		0.0000270	0.000500	1	10/19/2021 14:34	WG1759281
1,1,2-Trichloroethane	U		0.0000701	0.000500	1	10/19/2021 14:34	WG1759281
Tetrachloroethene	U		0.0000790	0.000500	1	10/19/2021 14:34	WG1759281
Chlorobenzene	U		0.0000370	0.000500	1	10/19/2021 14:34	WG1759281
Toluene	U		0.000412	0.00100	1	10/19/2021 14:34	WG1759281
Ethylbenzene	U		0.0000440	0.000500	1	10/19/2021 14:34	WG1759281
Styrene	U		0.0000360	0.000500	1	10/19/2021 14:34	WG1759281
Bromodichloromethane	U		0.0000810	0.000500	1	10/19/2021 14:34	WG1759281
Bromoform	U		0.0000800	0.000500	1	10/19/2021 14:34	WG1759281
Chlorodibromomethane	U		0.0000930	0.000500	1	10/19/2021 14:34	WG1759281
Chloroform	U		0.0000800	0.000500	1	10/19/2021 14:34	WG1759281
m&p-Xylene	U		0.000430	0.00200	1	10/19/2021 14:34	WG1759281
o-xylene	U		0.000174	0.00100	1	10/19/2021 14:34	WG1759281
Xylenes, Total	U		0.000167	0.000500	1	10/19/2021 14:34	WG1759281
(S) 4-Bromofluorobenzene	*96.2*			*70.0-130*		*10/19/2021 14:34*	WG1759281
(S) 1,2-Dichlorobenzene-d4	*100*			*70.0-130*		*10/19/2021 14:34*	WG1759281

Semi-Volatile Organic Compounds (GC) by Method AK102

Analyte	Result mg/l	Qualifier	MDL mg/l	RDL mg/l	Dilution	Analysis date / time	Batch
AK102 DRO C10-C25	0.273	B J	0.229	0.800	1	10/28/2021 03:30	WG1763676
(S) o-Terphenyl	*97.5*			*50.0-150*		*10/28/2021 03:30*	WG1763676

Volatile Organic Compounds (GC/MS) by Method 524.2/8260C

Analyte	Result mg/l	Qualifier	MDL mg/l	RDL mg/l	Dilution	Analysis date / time	Batch
Benzene	U		0.0000490	0.000500	1	10/19/2021 15:00	WG1759281
Carbon tetrachloride	U		0.0000660	0.000500	1	10/19/2021 15:00	WG1759281
1,4-Dichlorobenzene	U		0.0000310	0.000500	1	10/19/2021 15:00	WG1759281
1,2-Dichloroethane	U		0.0000498	0.000500	1	10/19/2021 15:00	WG1759281
1,1-Dichloroethene	U		0.0000540	0.000500	1	10/19/2021 15:00	WG1759281
1,1,1-Trichloroethane	U		0.0000490	0.000500	1	10/19/2021 15:00	WG1759281
Trichloroethene	U		0.0000440	0.000500	1	10/19/2021 15:00	WG1759281
Vinyl chloride	U		0.0000260	0.000500	1	10/19/2021 15:00	WG1759281
1,2,4-Trichlorobenzene	U		0.0000530	0.000500	1	10/19/2021 15:00	WG1759281
cis-1,2-Dichloroethene	U		0.0000640	0.000500	1	10/19/2021 15:00	WG1759281
Methylene chloride	U		0.0000608	0.000500	1	10/19/2021 15:00	WG1759281
1,2-Dichlorobenzene	U		0.0000410	0.000500	1	10/19/2021 15:00	WG1759281
trans-1,2-Dichloroethene	U		0.000100	0.000500	1	10/19/2021 15:00	WG1759281
1,2-Dichloropropane	U		0.0000270	0.000500	1	10/19/2021 15:00	WG1759281
1,1,2-Trichloroethane	U		0.0000701	0.000500	1	10/19/2021 15:00	WG1759281
Tetrachloroethene	U		0.0000790	0.000500	1	10/19/2021 15:00	WG1759281
Chlorobenzene	U		0.0000370	0.000500	1	10/19/2021 15:00	WG1759281
Toluene	U		0.000412	0.00100	1	10/19/2021 15:00	WG1759281
Ethylbenzene	U		0.0000440	0.000500	1	10/19/2021 15:00	WG1759281
Styrene	U		0.0000360	0.000500	1	10/19/2021 15:00	WG1759281
Bromodichloromethane	U		0.0000810	0.000500	1	10/19/2021 15:00	WG1759281
Bromoform	U		0.0000800	0.000500	1	10/19/2021 15:00	WG1759281
Chlorodibromomethane	U		0.0000930	0.000500	1	10/19/2021 15:00	WG1759281
Chloroform	U		0.0000800	0.000500	1	10/19/2021 15:00	WG1759281
m&p-Xylene	U		0.000430	0.00200	1	10/19/2021 15:00	WG1759281
o-xylene	U		0.000174	0.00100	1	10/19/2021 15:00	WG1759281
Xylenes, Total	U		0.000167	0.000500	1	10/19/2021 15:00	WG1759281
(S) 4-Bromofluorobenzene	*97.3*			*70.0-130*		*10/19/2021 15:00*	WG1759281
(S) 1,2-Dichlorobenzene-d4	*101*			*70.0-130*		*10/19/2021 15:00*	WG1759281

Semi-Volatile Organic Compounds (GC) by Method AK102

Analyte	Result mg/l	Qualifier	MDL mg/l	RDL mg/l	Dilution	Analysis date / time	Batch
AK102 DRO C10-C25	0.327	B J	0.229	0.800	1	10/28/2021 03:50	WG1763676
(S) o-Terphenyl	*94.5*			*50.0-150*		*10/28/2021 03:50*	WG1763676

Volatile Organic Compounds (GC/MS) by Method 524.2/8260C

Analyte	Result mg/l	Qualifier	MDL mg/l	RDL mg/l	Dilution	Analysis date / time	Batch
Benzene	U		0.0000490	0.000500	1	10/19/2021 15:25	WG1759281
Carbon tetrachloride	U		0.0000660	0.000500	1	10/19/2021 15:25	WG1759281
1,4-Dichlorobenzene	U		0.0000310	0.000500	1	10/19/2021 15:25	WG1759281
1,2-Dichloroethane	U		0.0000498	0.000500	1	10/19/2021 15:25	WG1759281
1,1-Dichloroethene	U		0.0000540	0.000500	1	10/19/2021 15:25	WG1759281
1,1,1-Trichloroethane	U		0.0000490	0.000500	1	10/19/2021 15:25	WG1759281
Trichloroethene	U		0.0000440	0.000500	1	10/19/2021 15:25	WG1759281
Vinyl chloride	U		0.0000260	0.000500	1	10/19/2021 15:25	WG1759281
1,2,4-Trichlorobenzene	U		0.0000530	0.000500	1	10/19/2021 15:25	WG1759281
cis-1,2-Dichloroethene	U		0.0000640	0.000500	1	10/19/2021 15:25	WG1759281
Methylene chloride	U		0.0000608	0.000500	1	10/19/2021 15:25	WG1759281
1,2-Dichlorobenzene	U		0.0000410	0.000500	1	10/19/2021 15:25	WG1759281
trans-1,2-Dichloroethene	U		0.000100	0.000500	1	10/19/2021 15:25	WG1759281
1,2-Dichloropropane	U		0.0000270	0.000500	1	10/19/2021 15:25	WG1759281
1,1,2-Trichloroethane	U		0.0000701	0.000500	1	10/19/2021 15:25	WG1759281
Tetrachloroethene	U		0.0000790	0.000500	1	10/19/2021 15:25	WG1759281
Chlorobenzene	U		0.0000370	0.000500	1	10/19/2021 15:25	WG1759281
Toluene	U		0.000412	0.00100	1	10/19/2021 15:25	WG1759281
Ethylbenzene	U		0.0000440	0.000500	1	10/19/2021 15:25	WG1759281
Styrene	U		0.0000360	0.000500	1	10/19/2021 15:25	WG1759281
Bromodichloromethane	U		0.0000810	0.000500	1	10/19/2021 15:25	WG1759281
Bromoform	U		0.0000800	0.000500	1	10/19/2021 15:25	WG1759281
Chlorodibromomethane	U		0.0000930	0.000500	1	10/19/2021 15:25	WG1759281
Chloroform	U		0.0000800	0.000500	1	10/19/2021 15:25	WG1759281
m&p-Xylene	U		0.000430	0.00200	1	10/19/2021 15:25	WG1759281
o-xylene	U		0.000174	0.00100	1	10/19/2021 15:25	WG1759281
Xylenes, Total	U		0.000167	0.000500	1	10/19/2021 15:25	WG1759281
(S) 4-Bromofluorobenzene	*97.6*			*70.0-130*		*10/19/2021 15:25*	WG1759281
(S) 1,2-Dichlorobenzene-d4	*103*			*70.0-130*		*10/19/2021 15:25*	WG1759281

Semi-Volatile Organic Compounds (GC) by Method AK102

Analyte	Result mg/l	Qualifier	MDL mg/l	RDL mg/l	Dilution	Analysis date / time	Batch
AK102 DRO C10-C25	0.343	B J	0.229	0.800	1	10/28/2021 04:10	WG1763676
(S) o-Terphenyl	*99.3*			*50.0-150*		*10/28/2021 04:10*	WG1763676

Volatile Organic Compounds (GC/MS) by Method 524.2/8260C

Analyte	Result mg/l	Qualifier	MDL mg/l	RDL mg/l	Dilution	Analysis date / time	Batch
Benzene	U		0.0000941	0.00100	1	10/26/2021 00:39	WG1763301
n-Butylbenzene	U		0.000157	0.00100	1	10/26/2021 00:39	WG1763301
sec-Butylbenzene	U		0.000125	0.00100	1	10/26/2021 00:39	WG1763301
tert-Butylbenzene	U		0.000127	0.00100	1	10/26/2021 00:39	WG1763301
Ethylbenzene	U		0.000137	0.00100	1	10/26/2021 00:39	WG1763301
Isopropylbenzene	U		0.000105	0.00100	1	10/26/2021 00:39	WG1763301
Naphthalene	U		0.00100	0.00500	1	10/26/2021 00:39	WG1763301
Toluene	U		0.000278	0.00100	1	10/26/2021 00:39	WG1763301
1,2,4-Trimethylbenzene	U		0.000322	0.00100	1	10/26/2021 00:39	WG1763301
1,3,5-Trimethylbenzene	U		0.000104	0.00100	1	10/26/2021 00:39	WG1763301
m&p-Xylene	U		0.000430	0.00200	1	10/26/2021 00:39	WG1763301
o-Xylene	U		0.000174	0.00100	1	10/26/2021 00:39	WG1763301
(S) Toluene-d8	*120*			*80.0-120*		*10/26/2021 00:39*	WG1763301
(S) 4-Bromofluorobenzene	*96.4*			*77.0-126*		*10/26/2021 00:39*	WG1763301
(S) 1,2-Dichloroethane-d4	*109*			*70.0-130*		*10/26/2021 00:39*	WG1763301

Metals (ICP) by Method 6010C

Analyte	Result mg/l	Qualifier	MDL mg/l	RDL mg/l	Dilution	Analysis date / time	Batch
Sodium	113		0.504	3.00	1	11/02/2021 19:17	WG1767284

Volatile Organic Compounds (GC) by Method AK101

Analyte	Result mg/l	Qualifier	MDL mg/l	RDL mg/l	Dilution	Analysis date / time	Batch
TPHGAK C6 to C10	7.99	B	0.574	2.00	20	10/25/2021 06:40	WG1762227
(S) a,a,a-Trifluorotoluene(FID)	*98.3*			*50.0-150*		*10/25/2021 06:40*	WG1762227
(S) a,a,a-Trifluorotoluene(PID)	*99.0*			*79.0-125*		*10/25/2021 06:40*	WG1762227

Volatile Organic Compounds (GC/MS) by Method 524.2/8260C

Analyte	Result mg/l	Qualifier	MDL mg/l	RDL mg/l	Dilution	Analysis date / time	Batch
Benzene	U		0.0188	0.200	200	10/26/2021 06:56	WG1763301
n-Butylbenzene	U		0.0314	0.200	200	10/26/2021 06:56	WG1763301
sec-Butylbenzene	U		0.0250	0.200	200	10/26/2021 06:56	WG1763301
tert-Butylbenzene	U		0.0254	0.200	200	10/26/2021 06:56	WG1763301
Ethylbenzene	1.11		0.0274	0.200	200	10/26/2021 06:56	WG1763301
Isopropylbenzene	0.147	J	0.0210	0.200	200	10/26/2021 06:56	WG1763301
Naphthalene	U		0.200	1.00	200	10/26/2021 06:56	WG1763301
Toluene	U		0.0556	0.200	200	10/26/2021 06:56	WG1763301
1,2,4-Trimethylbenzene	1.83		0.0644	0.200	200	10/26/2021 06:56	WG1763301
1,3,5-Trimethylbenzene	0.280		0.0208	0.200	200	10/26/2021 06:56	WG1763301
m&p-Xylene	4.09		0.0860	0.400	200	10/26/2021 06:56	WG1763301
o-Xylene	0.736		0.0348	0.200	200	10/26/2021 06:56	WG1763301
(S) Toluene-d8	*110*			*80.0-120*		*10/26/2021 06:56*	WG1763301
(S) 4-Bromofluorobenzene	*101*			*77.0-126*		*10/26/2021 06:56*	WG1763301
(S) 1,2-Dichloroethane-d4	*112*			*70.0-130*		*10/26/2021 06:56*	WG1763301

Sample Narrative:

L1419127-13 WG1763301: Non-target compounds too high to run at a lower dilution.

Semi-Volatile Organic Compounds (GC) by Method AK102

Analyte	Result mg/l	Qualifier	MDL mg/l	RDL mg/l	Dilution	Analysis date / time	Batch
AK102 DRO C10-C25	7.89		0.254	0.888	1.11	10/28/2021 04:31	WG1763676
(S) o-Terphenyl	*103*			*50.0-150*		*10/28/2021 04:31*	WG1763676

QUALITY CONTROL SUMMARY

L1419127-01,02,03,04,05,06,07

Method Blank (MB)

(MB) R3723459-1 10/30/21 15:09

Analyte	MB Result mg/l	MB Qualifier	MB MDL mg/l	MB RDL mg/l
Sodium	U		0.504	3.00

Laboratory Control Sample (LCS)

(LCS) R3723459-2 10/30/21 15:12

Analyte	Spike Amount mg/l	LCS Result mg/l	LCS Rec. %	Rec. Limits %	LCS Qualifier
Sodium	10.0	9.83	98.3	80.0-120	

L1417889-02 Original Sample (OS) • Matrix Spike (MS) • Matrix Spike Duplicate (MSD)

(OS) L1417889-02 10/30/21 15:14 • (MS) R3723459-4 10/30/21 15:20 • (MSD) R3723459-5 10/30/21 15:22

Analyte	Spike Amount mg/l	Original Result mg/l	MS Result mg/l	MSD Result mg/l	MS Rec. %	MSD Rec. %	Dilution	Rec. Limits %	MS Qualifier	MSD Qualifier	RPD %	RPD Limits %
Sodium	10.0	6.00	15.7	15.3	96.6	92.9	1	75.0-125			2.40	20

QUALITY CONTROL SUMMARY

L1419127-08,13

Method Blank (MB)

(MB) R3724795-1 11/02/21 18:57

Analyte	MB Result mg/l	MB Qualifier	MB MDL mg/l	MB RDL mg/l
Sodium	U		0.504	3.00

Laboratory Control Sample (LCS)

(LCS) R3724795-2 11/02/21 19:00

Analyte	Spike Amount mg/l	LCS Result mg/l	LCS Rec. %	Rec. Limits %	LCS Qualifier
Sodium	10.0	10.1	101	80.0-120	

L1422824-02 Original Sample (OS) • Matrix Spike (MS) • Matrix Spike Duplicate (MSD)

(OS) L1422824-02 11/02/21 19:03 • (MS) R3724795-4 11/02/21 19:09 • (MSD) R3724795-5 11/02/21 19:11

Analyte	Spike Amount mg/l	Original Result mg/l	MS Result mg/l	MSD Result mg/l	MS Rec. %	MSD Rec. %	Dilution	Rec. Limits %	MS Qualifier	MSD Qualifier	RPD %	RPD Limits %
Sodium	10.0	33.8	42.7	42.7	89.4	89.5	1	75.0-125			0.0176	20

QUALITY CONTROL SUMMARY

L1419127-01,02,03,04,05,06,07,08,13

Method Blank (MB)

(MB) R3723823-1 10/25/21 00:27

Analyte	MB Result mg/l	MB Qualifier	MB MDL mg/l	MB RDL mg/l
TPHGAK C6 to C10	0.0596	J	0.0287	0.100
(S) a,a,a-Trifluorotoluene(PID)	*98.6*			*79.0-125*
(S) a,a,a-Trifluorotoluene(FID)	*99.8*			*60.0-120*

Laboratory Control Sample (LCS)

(LCS) R3723823-4 10/25/21 09:11

Analyte	Spike Amount mg/l	LCS Result mg/l	LCS Rec. %	Rec. Limits %	LCS Qualifier
TPHGAK C6 to C10	5.00	5.98	120	60.0-120	
(S) a,a,a-Trifluorotoluene(PID)			*112*	*79.0-125*	
(S) a,a,a-Trifluorotoluene(FID)			*104*	*60.0-120*	

L1419057-10 Original Sample (OS) • Matrix Spike (MS) • Matrix Spike Duplicate (MSD)

(OS) L1419057-10 10/25/21 01:55 • (MS) R3723823-2 10/25/21 07:02 • (MSD) R3723823-3 10/25/21 07:24

Analyte	Spike Amount mg/l	Original Result mg/l	MS Result mg/l	MSD Result mg/l	MS Rec. %	MSD Rec. %	Dilution	Rec. Limits %	MS Qualifier	MSD Qualifier	RPD %	RPD Limits %
TPHGAK C6 to C10	5.00	2.36	8.26	5.70	118	66.8	1	70.0-130		J3 J6	36.7	20
(S) a,a,a-Trifluorotoluene(PID)					*113*	*109*		*79.0-125*				
(S) a,a,a-Trifluorotoluene(FID)					*103*	*101*		*50.0-150*				

QUALITY CONTROL SUMMARY

L1419127-01

Method Blank (MB)

(MB) R3724187-2 11/02/21 03:07

Analyte	MB Result mg/l	MB Qualifier	MB MDL mg/l	MB RDL mg/l
TPHGAK C6 to C10	0.0333	J	0.0287	0.100
(S) a,a,a-Trifluorotoluene(PID)	*98.1*			*79.0-125*
(S) a,a,a-Trifluorotoluene(FID)	*99.9*			*60.0-120*

Laboratory Control Sample (LCS) • Laboratory Control Sample Duplicate (LCSD)

(LCS) R3724187-1 11/02/21 01:35 • (LCSD) R3724187-3 11/02/21 08:38

Analyte	Spike Amount mg/l	LCS Result mg/l	LCSD Result mg/l	LCS Rec. %	LCSD Rec. %	Rec. Limits %	LCS Qualifier	LCSD Qualifier	RPD %	RPD Limits %
TPHGAK C6 to C10	5.00	5.38	4.48	108	89.6	60.0-120			18.3	20
(S) a,a,a-Trifluorotoluene(PID)				*110*	*107*	*79.0-125*				
(S) a,a,a-Trifluorotoluene(FID)				*102*	*105*	*60.0-120*				

Method Blank (MB)

(MB) R3721975-2 10/19/21 10:02

Analyte	MB Result mg/l	MB Qualifier	MB MDL mg/l	MB RDL mg/l
Benzene	U		0.0000490	0.000500
Carbon tetrachloride	U		0.0000660	0.000500
1,4-Dichlorobenzene	U		0.0000310	0.000500
1,2-Dichloroethane	U		0.0000498	0.000500
1,1-Dichloroethene	U		0.0000540	0.000500
1,1,1-Trichloroethane	U		0.0000490	0.000500
Trichloroethene	U		0.0000440	0.000500
Vinyl chloride	U		0.0000260	0.000500
1,2,4-Trichlorobenzene	U		0.0000530	0.000500
cis-1,2-Dichloroethene	U		0.0000640	0.000500
m&p-Xylene	U		0.000430	0.00200
o-Xylene	U		0.000174	0.00100
Xylenes, Total	U		0.000167	0.000500
Methylene chloride	U		0.0000608	0.000500
1,2-Dichlorobenzene	U		0.0000410	0.000500
trans-1,2-Dichloroethene	U		0.000100	0.000500
1,2-Dichloropropane	U		0.0000270	0.000500
1,1,2-Trichloroethane	U		0.0000701	0.000500
Tetrachloroethene	U		0.0000790	0.000500
Chlorobenzene	U		0.0000370	0.000500
Toluene	U		0.000412	0.00100
Ethylbenzene	U		0.0000440	0.000500
Styrene	U		0.0000360	0.000500
Bromodichloromethane	U		0.0000810	0.000500
Bromoform	U		0.0000800	0.000500
Chlorodibromomethane	U		0.0000930	0.000500
Chloroform	U		0.0000800	0.000500
(S) 4-Bromofluorobenzene	*97.9*			*70.0-130*
(S) 1,2-Dichlorobenzene-d4	*95.2*			*70.0-130*

Laboratory Control Sample (LCS)

(LCS) R3721975-1 10/19/21 08:46

Analyte	Spike Amount mg/l	LCS Result mg/l	LCS Rec. %	Rec. Limits %	LCS Qualifier
Benzene	0.00500	0.00545	109	70.0-130	
Carbon tetrachloride	0.00500	0.00528	106	70.0-130	
1,4-Dichlorobenzene	0.00500	0.00516	103	70.0-130	
1,2-Dichloroethane	0.00500	0.00514	103	70.0-130	

Laboratory Control Sample (LCS)

(LCS) R3721975-1 10/19/21 08:46

Analyte	Spike Amount mg/l	LCS Result mg/l	LCS Rec. %	Rec. Limits %	LCS Qualifier
1,1-Dichloroethene	0.00500	0.00532	106	70.0-130	
1,1,1-Trichloroethane	0.00500	0.00544	109	70.0-130	
Trichloroethene	0.00500	0.00535	107	70.0-130	
Vinyl chloride	0.00500	0.00503	101	70.0-130	
1,2,4-Trichlorobenzene	0.00500	0.00477	95.4	70.0-130	
cis-1,2-Dichloroethene	0.00500	0.00527	105	70.0-130	
m&p-Xylene	0.0100	0.0110	110	70.0-130	
o-Xylene	0.00500	0.00518	104	70.0-130	
Xylenes, Total	0.0150	0.0162	108	70.0-130	
Methylene chloride	0.00500	0.00541	108	70.0-130	
1,2-Dichlorobenzene	0.00500	0.00491	98.2	70.0-130	
trans-1,2-Dichloroethene	0.00500	0.00536	107	70.0-130	
1,2-Dichloropropane	0.00500	0.00531	106	70.0-130	
1,1,2-Trichloroethane	0.00500	0.00519	104	70.0-130	
Tetrachloroethene	0.00500	0.00546	109	70.0-130	
Chlorobenzene	0.00500	0.00539	108	70.0-130	
Toluene	0.00500	0.00522	104	70.0-130	
Ethylbenzene	0.00500	0.00547	109	70.0-130	
Styrene	0.00500	0.00523	105	70.0-130	
Bromodichloromethane	0.00500	0.00513	103	70.0-130	
Bromoform	0.00500	0.00482	96.4	70.0-130	
Chlorodibromomethane	0.00500	0.00508	102	70.0-130	
Chloroform	0.00500	0.00545	109	70.0-130	
(S) 4-Bromofluorobenzene			*99.0*	*70.0-130*	
(S) 1,2-Dichlorobenzene-d4			*99.2*	*70.0-130*	

Method Blank (MB)

(MB) R3722130-3 10/24/21 22:07

Analyte	MB Result mg/l	MB Qualifier	MB MDL mg/l	MB RDL mg/l
Benzene	U		0.0000941	0.00100
n-Butylbenzene	U		0.000157	0.00100
sec-Butylbenzene	U		0.000125	0.00100
tert-Butylbenzene	U		0.000127	0.00100
Ethylbenzene	U		0.000137	0.00100
Isopropylbenzene	U		0.000105	0.00100
Naphthalene	U		0.00100	0.00500
Toluene	U		0.000278	0.00100
1,2,4-Trimethylbenzene	U		0.000322	0.00100
1,3,5-Trimethylbenzene	U		0.000104	0.00100
o-Xylene	U		0.000174	0.00100
m&p-Xylenes	U		0.000430	0.00200
(S) Toluene-d8	*106*			*80.0-120*
(S) 4-Bromofluorobenzene	*95.5*			*77.0-126*
(S) 1,2-Dichloroethane-d4	*110*			*70.0-130*

Laboratory Control Sample (LCS)

(LCS) R3722130-1 10/24/21 20:45

Analyte	Spike Amount mg/l	LCS Result mg/l	LCS Rec. %	Rec. Limits %	LCS Qualifier
Benzene	0.00500	0.00508	102	70.0-123	
n-Butylbenzene	0.00500	0.00510	102	73.0-125	
sec-Butylbenzene	0.00500	0.00543	109	75.0-125	
tert-Butylbenzene	0.00500	0.00520	104	76.0-124	
Ethylbenzene	0.00500	0.00497	99.4	79.0-123	
Isopropylbenzene	0.00500	0.00512	102	76.0-127	
Naphthalene	0.00500	0.00464	92.8	54.0-135	
Toluene	0.00500	0.00487	97.4	79.0-120	
1,2,4-Trimethylbenzene	0.00500	0.00524	105	76.0-121	
1,3,5-Trimethylbenzene	0.00500	0.00508	102	76.0-122	
o-Xylene	0.00500	0.00514	103	80.0-122	
m&p-Xylenes	0.0100	0.00973	97.3	80.0-122	
(S) Toluene-d8			*103*	*80.0-120*	
(S) 4-Bromofluorobenzene			*97.3*	*77.0-126*	
(S) 1,2-Dichloroethane-d4			*115*	*70.0-130*	

Method Blank (MB)

(MB) R3723565-3 10/25/21 23:40

Analyte	MB Result mg/l	MB Qualifier	MB MDL mg/l	MB RDL mg/l
Benzene	U		0.0000941	0.00100
n-Butylbenzene	U		0.000157	0.00100
sec-Butylbenzene	U		0.000125	0.00100
tert-Butylbenzene	U		0.000127	0.00100
Ethylbenzene	U		0.000137	0.00100
Isopropylbenzene	U		0.000105	0.00100
Naphthalene	U		0.00100	0.00500
Toluene	U		0.000278	0.00100
1,2,4-Trimethylbenzene	U		0.000322	0.00100
1,3,5-Trimethylbenzene	U		0.000104	0.00100
o-Xylene	U		0.000174	0.00100
m&p-Xylenes	U		0.000430	0.00200
(S) Toluene-d8	*116*			*80.0-120*
(S) 4-Bromofluorobenzene	*101*			*77.0-126*
(S) 1,2-Dichloroethane-d4	*111*			*70.0-130*

Laboratory Control Sample (LCS)

(LCS) R3723565-1 10/25/21 22:42

Analyte	Spike Amount mg/l	LCS Result mg/l	LCS Rec. %	Rec. Limits %	LCS Qualifier
Benzene	0.00500	0.00552	110	70.0-123	
n-Butylbenzene	0.00500	0.00544	109	73.0-125	
sec-Butylbenzene	0.00500	0.00542	108	75.0-125	
tert-Butylbenzene	0.00500	0.00546	109	76.0-124	
Ethylbenzene	0.00500	0.00538	108	79.0-123	
Isopropylbenzene	0.00500	0.00542	108	76.0-127	
Naphthalene	0.00500	0.00620	124	54.0-135	
Toluene	0.00500	0.00542	108	79.0-120	
1,2,4-Trimethylbenzene	0.00500	0.00554	111	76.0-121	
1,3,5-Trimethylbenzene	0.00500	0.00505	101	76.0-122	
o-Xylene	0.00500	0.00552	110	80.0-122	
m&p-Xylenes	0.0100	0.0107	107	80.0-122	
(S) Toluene-d8			*110*	*80.0-120*	
(S) 4-Bromofluorobenzene			*101*	*77.0-126*	
(S) 1,2-Dichloroethane-d4			*113*	*70.0-130*	

Method Blank (MB)

(MB) R3723099-2 10/27/21 22:52

Analyte	MB Result mg/l	MB Qualifier	MB MDL mg/l	MB RDL mg/l
Benzene	U		0.0000941	0.00100
(S) Toluene-d8	*107*			*80.0-120*
(S) 4-Bromofluorobenzene	*102*			*77.0-126*
(S) 1,2-Dichloroethane-d4	*115*			*70.0-130*

Laboratory Control Sample (LCS)

(LCS) R3723099-1 10/27/21 21:54

Analyte	Spike Amount mg/l	LCS Result mg/l	LCS Rec. %	Rec. Limits %	LCS Qualifier
Benzene	0.00500	0.00444	88.8	70.0-123	
(S) Toluene-d8			*104*	*80.0-120*	
(S) 4-Bromofluorobenzene			*97.6*	*77.0-126*	
(S) 1,2-Dichloroethane-d4			*116*	*70.0-130*	

Method Blank (MB)

(MB) R3722393-1 10/27/21 23:49

Analyte	MB Result mg/l	MB Qualifier	MB MDL mg/l	MB RDL mg/l
AK102 DRO C10-C25	0.331	J	0.229	0.800
(S) o-Terphenyl	*100*			*60.0-120*

Laboratory Control Sample (LCS) • Laboratory Control Sample Duplicate (LCSD)

(LCS) R3722393-2 10/28/21 00:09 • (LCSD) R3722393-3 10/28/21 00:29

Analyte	Spike Amount mg/l	LCS Result mg/l	LCSD Result mg/l	LCS Rec. %	LCSD Rec. %	Rec. Limits %	LCS Qualifier	LCSD Qualifier	RPD %	RPD Limits %
AK102 DRO C10-C25	6.00	5.90	5.83	98.3	97.2	75.0-125			1.19	20
(S) o-Terphenyl				*117*	*112*	*60.0-120*				

Method Blank (MB)

(MB) R3719148-3 10/20/21 15:32

Analyte	MB Result mg/l	MB Qualifier	MB MDL mg/l	MB RDL mg/l
Anthracene	U		0.0000190	0.0000500
Acenaphthene	U		0.0000190	0.0000500
Acenaphthylene	U		0.0000171	0.0000500
Benzo(a)anthracene	U		0.0000203	0.0000500
Benzo(a)pyrene	U		0.0000184	0.0000500
Benzo(b)fluoranthene	U		0.0000168	0.0000500
Benzo(g,h,i)perylene	U		0.0000184	0.0000500
Benzo(k)fluoranthene	U		0.0000202	0.0000500
Chrysene	U		0.0000179	0.0000500
Dibenz(a,h)anthracene	U		0.0000160	0.0000500
Fluoranthene	U		0.0000270	0.000100
Fluorene	U		0.0000169	0.0000500
Indeno(1,2,3-cd)pyrene	U		0.0000158	0.0000500
Naphthalene	U		0.0000917	0.000250
Phenanthrene	U		0.0000180	0.0000500
Pyrene	U		0.0000169	0.0000500
1-Methylnaphthalene	U		0.0000687	0.000250
2-Methylnaphthalene	U		0.0000674	0.000250
(S) Nitrobenzene-d5	*68.0*			*31.0-160*
(S) 2-Fluorobiphenyl	*101*			*48.0-148*
(S) p-Terphenyl-d14	*119*			*37.0-146*

Laboratory Control Sample (LCS) • Laboratory Control Sample Duplicate (LCSD)

(LCS) R3719148-1 10/20/21 14:57 • (LCSD) R3719148-2 10/20/21 15:14

Analyte	Spike Amount mg/l	LCS Result mg/l	LCSD Result mg/l	LCS Rec. %	LCSD Rec. %	Rec. Limits %	LCS Qualifier	LCSD Qualifier	RPD %	RPD Limits %
Anthracene	0.00200	0.00180	0.00191	90.0	95.5	67.0-150			5.93	20
Acenaphthene	0.00200	0.00153	0.00184	76.5	92.0	65.0-138			18.4	20
Acenaphthylene	0.00200	0.00173	0.00196	86.5	98.0	66.0-140			12.5	20
Benzo(a)anthracene	0.00200	0.00197	0.00192	98.5	96.0	61.0-140			2.57	20
Benzo(a)pyrene	0.00200	0.00188	0.00184	94.0	92.0	60.0-143			2.15	20
Benzo(b)fluoranthene	0.00200	0.00185	0.00182	92.5	91.0	58.0-141			1.63	20
Benzo(g,h,i)perylene	0.00200	0.00176	0.00173	88.0	86.5	52.0-153			1.72	20
Benzo(k)fluoranthene	0.00200	0.00184	0.00177	92.0	88.5	58.0-148			3.88	20
Chrysene	0.00200	0.00196	0.00189	98.0	94.5	64.0-144			3.64	20
Dibenz(a,h)anthracene	0.00200	0.00181	0.00175	90.5	87.5	52.0-155			3.37	20
Fluoranthene	0.00200	0.00199	0.00202	99.5	101	69.0-153			1.50	20
Fluorene	0.00200	0.00171	0.00195	85.5	97.5	64.0-136			13.1	20

Laboratory Control Sample (LCS) • Laboratory Control Sample Duplicate (LCSD)

(LCS) R3719148-1 10/20/21 14:57 • (LCSD) R3719148-2 10/20/21 15:14

Analyte	Spike Amount mg/l	LCS Result mg/l	LCSD Result mg/l	LCS Rec. %	LCSD Rec. %	Rec. Limits %	LCS Qualifier	LCSD Qualifier	RPD %	RPD Limits %
Indeno(1,2,3-cd)pyrene	0.00200	0.00187	0.00179	93.5	89.5	54.0-153			4.37	20
Naphthalene	0.00200	0.00135	0.00187	67.5	93.5	61.0-137		J3	32.3	20
Phenanthrene	0.00200	0.00178	0.00188	89.0	94.0	62.0-137			5.46	20
Pyrene	0.00200	0.00176	0.00175	88.0	87.5	60.0-142			0.570	20
1-Methylnaphthalene	0.00200	0.00150	0.00204	75.0	102	66.0-142		J3	30.5	20
2-Methylnaphthalene	0.00200	0.00140	0.00193	70.0	96.5	62.0-136		J3	31.8	20
(S) Nitrobenzene-d5				*67.5*	*41.5*	*31.0-160*				
(S) 2-Fluorobiphenyl				*97.0*	*95.5*	*48.0-148*				
(S) p-Terphenyl-d14				*118*	*115*	*37.0-146*				

Guide to Reading and Understanding Your Laboratory Report

The information below is designed to better explain the various terms used in your report of analytical results from the Laboratory. This is not intended as a comprehensive explanation, and if you have additional questions please contact your project representative.

Results Disclaimer - Information that may be provided by the customer, and contained within this report, include Permit Limits, Project Name, Sample ID, Sample Matrix, Sample Preservation, Field Blanks, Field Spikes, Field Duplicates, On-Site Data, Sampling Collection Dates/Times, and Sampling Location. Results relate to the accuracy of this information provided, and as the samples are received.

Abbreviations and Definitions

MDL	Method Detection Limit.
RDL	Reported Detection Limit.
Rec.	Recovery.
RPD	Relative Percent Difference.
SDG	Sample Delivery Group.
(S)	Surrogate (Surrogate Standard) - Analytes added to every blank, sample, Laboratory Control Sample/Duplicate and Matrix Spike/Duplicate; used to evaluate analytical efficiency by measuring recovery. Surrogates are not expected to be detected in all environmental media.
U	Not detected at the Reporting Limit (or MDL where applicable).
Analyte	The name of the particular compound or analysis performed. Some Analyses and Methods will have multiple analytes reported.
Dilution	If the sample matrix contains an interfering material, the sample preparation volume or weight values differ from the standard, or if concentrations of analytes in the sample are higher than the highest limit of concentration that the laboratory can accurately report, the sample may be diluted for analysis. If a value different than 1 is used in this field, the result reported has already been corrected for this factor.
Limits	These are the target % recovery ranges or % difference value that the laboratory has historically determined as normal for the method and analyte being reported. Successful QC Sample analysis will target all analytes recovered or duplicated within these ranges.
Original Sample	The non-spiked sample in the prep batch used to determine the Relative Percent Difference (RPD) from a quality control sample. The Original Sample may not be included within the reported SDG.
Qualifier	This column provides a letter and/or number designation that corresponds to additional information concerning the result reported. If a Qualifier is present, a definition per Qualifier is provided within the Glossary and Definitions page and potentially a discussion of possible implications of the Qualifier in the Case Narrative if applicable.
Result	The actual analytical final result (corrected for any sample specific characteristics) reported for your sample. If there was no measurable result returned for a specific analyte, the result in this column may state “ND” (Not Detected) or “BDL” (Below Detectable Levels). The information in the results column should always be accompanied by either an MDL (Method Detection Limit) or RDL (Reporting Detection Limit) that defines the lowest value that the laboratory could detect or report for this analyte.
Uncertainty (Radiochemistry)	Confidence level of 2 sigma.
Case Narrative (Cn)	A brief discussion about the included sample results, including a discussion of any non-conformances to protocol observed either at sample receipt by the laboratory from the field or during the analytical process. If present, there will be a section in the Case Narrative to discuss the meaning of any data qualifiers used in the report.
Quality Control Summary (Qc)	This section of the report includes the results of the laboratory quality control analyses required by procedure or analytical methods to assist in evaluating the validity of the results reported for your samples. These analyses are not being performed on your samples typically, but on laboratory generated material.
Sample Chain of Custody (Sc)	This is the document created in the field when your samples were initially collected. This is used to verify the time and date of collection, the person collecting the samples, and the analyses that the laboratory is requested to perform. This chain of custody also documents all persons (excluding commercial shippers) that have had control or possession of the samples from the time of collection until delivery to the laboratory for analysis.
Sample Results (Sr)	This section of your report will provide the results of all testing performed on your samples. These results are provided by sample ID and are separated by the analyses performed on each sample. The header line of each analysis section for each sample will provide the name and method number for the analysis reported.
Sample Summary (Ss)	This section of the Analytical Report defines the specific analyses performed for each sample ID, including the dates and times of preparation and/or analysis.

Qualifier	Description
B	The same analyte is found in the associated blank.
C3	The reported concentration is an estimate. The continuing calibration standard associated with this data responded low. Method sensitivity check is acceptable.
J	The identification of the analyte is acceptable; the reported value is an estimate.
J3	The associated batch QC was outside the established quality control range for precision.
J6	The sample matrix interfered with the ability to make any accurate determination; spike value is low.

Pace Analytical National 12065 Lebanon Rd Mount Juliet, TN 37122

Alabama	40660	Nebraska	NE-OS-15-05
Alaska	17-026	Nevada	TN000032021-1
Arizona	AZ0612	New Hampshire	2975
Arkansas	88-0469	New Jersey–NELAP	TN002
California	2932	New Mexico [1]	TN00003
Colorado	TN00003	New York	11742
Connecticut	PH-0197	North Carolina	Env375
Florida	E87487	North Carolina [1]	DW21704
Georgia	NELAP	North Carolina [3]	41
Georgia [1]	923	North Dakota	R-140
Idaho	TN00003	Ohio–VAP	CL0069
Illinois	200008	Oklahoma	9915
Indiana	C-TN-01	Oregon	TN200002
Iowa	364	Pennsylvania	68-02979
Kansas	E-10277	Rhode Island	LAO000356
Kentucky [1 6]	KY90010	South Carolina	84004002
Kentucky [2]	16	South Dakota	n/a
Louisiana	AI30792	Tennessee [1 4]	2006
Louisiana	LA018	Texas	T104704245-20-18
Maine	TN00003	Texas [5]	LAB0152
Maryland	324	Utah	TN000032021-11
Massachusetts	M-TN003	Vermont	VT2006
Michigan	9958	Virginia	110033
Minnesota	047-999-395	Washington	C847
Mississippi	TN00003	West Virginia	233
Missouri	340	Wisconsin	998093910
Montana	CERT0086	Wyoming	A2LA
A2LA – ISO 17025	1461.01	AIHA-LAP,LLC EMLAP	100789
A2LA – ISO 17025 [5]	1461.02	DOD	1461.01
Canada	1461.01	USDA	P330-15-00234
EPA–Crypto	TN00003		

[1] Drinking Water [2] Underground Storage Tanks [3] Aquatic Toxicity [4] Chemical/Microbiological [5] Mold [6] Wastewater n/a Accreditation not applicable

* Not all certifications held by the laboratory are applicable to the results reported in the attached report.

* Accreditation is only applicable to the test methods specified on each scope of accreditation held by Pace Analytical.

Company Name/Address:
Stantec - Anchorage, AK - Speedway

725 E Fireweed Lane
Suite 200
Anchorage, AK 99503

Billing Information:
Accounts Payable
PO Box 1510
Springfield, OH 45501

Pres Chk

Report to:
Mr. John Marshall

Email To: craig.cothron@pacelabs.com

Project Description:
Speedway 5325

City/State Collected: Wasilla, AK

Please Circle: PT MT CT ET AK

Phone: 907-266-1108

Client Project # 185705363

Lab Project # STAAAKSSA-5325

Collected by (print): John Marshall

Site/Facility ID # 0005325

P.O. #

Collected by (signature):

Immediately Packed on Ice N ___ Y ✓

Rush? (Lab MUST Be Notified)
___ Same Day ___ Five Day
___ Next Day ___ 5 Day (Rad Only)
___ Two Day ___ 10 Day (Rad Only)
___ Three Day

Quote #

Date Results Needed: Standard

Analysis / Container / Preservative

Chain of Custody Page 1 of 2

Pace Analytical®

12065 Lebanon Rd Mount Juliet, TN 37122
Submitting a sample via this chain of custody constitutes acknowledgment and acceptance of the Pace Terms and Conditions found at: https://info.pacelabs.com/hubfs/pas-standard-terms.pdf

SDG # 141912 7

K183

Acctnum: STAAAKSSA
Template: T175035
Prelogin: P872469
PM: 034 - Craig Cothron
PB: 9-7-2021 6m
Shipped Via: FedEX 2nd Day

Sample ID	Comp/Grab	Matrix *	Depth	Date	Time	No. of Cntrs	AK101 40mlAmb HCl	AK102 100ml Amb HCl	NAICP 250mlHDPE-HNO3	PAHSIMLVID 40mlAmb-NoPres-WT	V524GW 40mlAmb-AscAcid+HCl	V8260C 40mlAmb-HCl	V8260C 40mlAmb-HCl-Blk				Remarks	Sample # (lab only)
G-01	G	GW	NA	10/13/21	1410	11	X	X	X	X		X						-01
G-02		GW		10/13/21	1340	11	X	X	X	X		X						-02
G-03		GW		10/13/21	1605	11	X	X	X	X		X						-03
G-04		GW		10/13/21	1305	11	X	X	X	X		X						-04
G-05		GW		10/13/21	1222	11	X	X	X	X		X						-05
G-07		GW		10/13/21	1115	11	X	X	X	X		X						-06
MW16-02		GW		10/13/21	1532	11	X	X	X	X		X						-07
DUP1		GW		10/13/21	1530	11	X	X	X	X		X						-08
RUNION LOT 5		GW		10/13/21	1550	5		X			X							-09
RUNION LOT 4		GW		10/13/21	1135	5		X			X							-10

* Matrix:
SS - Soil AIR - Air F - Filter
GW - Groundwater B - Bioassay
WW - WasteWater
DW - Drinking Water
OT - Other_____

Remarks:

pH _____ Temp _____
Flow _____ Other _____

Samples returned via: __ UPS __ FedEx __ Courier _____

Tracking #

Sample Receipt Checklist
COC Seal Present/Intact: __NP ✓Y __N
COC Signed/Accurate: ✓Y __N
Bottles arrive intact: ✓Y __N
Correct bottles used: ✓Y __N
Sufficient volume sent: __Y __N
If Applicable
VOA Zero Headspace: ✓Y __N
Preservation Correct/Checked: ✓Y __N
RAD Screen <0.5 mR/hr: ✓Y __N

Relinquished by : (Signature)	Date:	Time:	Received by: (Signature)	Trip Blank Received: Yes / No HCl / MeoH TBR	If preservation required by Login: Date/Time
	10/14/21	1650			
Relinquished by : (Signature)	Date:	Time:	Received by: (Signature)	Temp 0.3°C Bottles Received: 112 2.7+1.5-2.8	
Relinquished by : (Signature)	Date:	Time:	Received for lab by: (Signature)	Date: 10/16/21 Time: 930	Hold: Condition: NCF / OK

Company Name/Address:
Stantec - Anchorage, AK - Speedway
725 E Fireweed Lane
Suite 200
Anchorage, AK 99503

Billing Information:
Accounts Payable
PO Box 1510
Springfield, OH 45501

Pres Chk

Report to: Mr. John Marshall

Email To: craig.cothron@pacelabs.com

Project Description: Speedway 5325

City/State Collected: Wasilla, AK

Please Circle: PT MT CT ET AK

Phone: 907-266-1108

Client Project # 185705363

Lab Project # STAAAKSSA-5325

Collected by (print): John Marshall

Site/Facility ID # 0005325

P.O. #

Collected by (signature): [signature]

Immediately Packed on Ice N ____ Y ✓

Rush? (Lab MUST Be Notified)
___ Same Day ___ Five Day
___ Next Day ___ 5 Day (Rad Only)
___ Two Day ___ 10 Day (Rad Only)
___ Three Day

Quote #

Date Results Needed: Standard

Analysis / Container / Preservative

Chain of Custody Page 2 of 2

Pace Analytical®

12065 Lebanon Rd Mount Juliet, TN 37122
Submitting a sample via this chain of custody constitutes acknowledgment and acceptance of the Pace Terms and Conditions found at: https://info.pacelabs.com/hubfs/pas-standard-terms.pdf

SDG # 1419127

Table #

Acctnum: STAAAKSSA
Template: T175035
Prelogin: P872469
PM: 034 - Craig Cothron
PB: 9-7-2021 6m
Shipped Via: FedEX 2nd Day

Sample ID	Comp/Grab	Matrix *	Depth	Date	Time	No. of Cntrs	AK101 40mlAmb HCl	AK102 100ml Amb HCl	NAICP 250mlHDPE-HNO3	PAHSIMLVID 40mlAmb-NoPres-WT	V524GW 40mlAmb-AscAcid+HCl	V8260C 40mlAmb-HCl	V8260C 40mlAmb-HCl-Blk				Remarks	Sample # (lab only)
RUNION LOTS 1 AND 2	↓	GW	NA	10/13/21	1146	5		X			X							-11
TRIP BLANK	↓	GW	↓			~~1~~ 2							X					-12
RW16-1	↓	GW	↓	10/13/21	1450	9	X	X	X			X						-13

* Matrix:
SS - Soil AIR - Air F - Filter
GW - Groundwater B - Bioassay
WW - WasteWater
DW - Drinking Water
OT - Other_____

Remarks:

pH _____ Temp _____
Flow _____ Other _____

Samples returned via: __ UPS __ FedEx __ Courier _____

Tracking #

Sample Receipt Checklist
COC Seal Present/Intact: __NP ✓Y __N
COC Signed/Accurate: ✓Y __N
Bottles arrive intact: ✓Y __N
Correct bottles used: ✓Y __N
Sufficient volume sent: ✓Y __N
If Applicable
VOA Zero Headspace: ✓Y __N
Preservation Correct/Checked: ✓Y __N
RAD Screen <0.5 mR/hr: ✓Y __N

Relinquished by : (Signature)	Date:	Time:	Received by: (Signature)	Trip Blank Received: Yes / No HCl / MeoH TBR
[signature]	10/14/21	1650		2

Relinquished by : (Signature)	Date:	Time:	Received by: (Signature)	Temp: 0.3 °C Bottles Received:
				2.7, 1.5, 2.8 112

If preservation required by Login: Date/Time

Relinquished by : (Signature)	Date:	Time:	Received for lab by: (Signature)	Date:	Time:	Hold:	Condition: NCF / OK
			[signature]	10/16/21	930		

Laboratory Data Review Checklist

Completed By:

Roxanne Russell

Title:

Environmental Engineer

Date:

11/18/2021

Consultant Firm:

Stantec Consulting Services Inc.

Laboratory Name:

Pace Analytical

Laboratory Report Number:

L1419127

Laboratory Report Date:

11/14/2021

CS Site Name:

Speedway 5325 (Former T2GM #52)

ADEC File Number:

2265.26.006

Hazard Identification Number:

23769

L1419127

Laboratory Report Date:

11/14/2021

CS Site Name:

Speedway 5325 (Former T2GM #52)

Note: Any N/A or No box checked must have an explanation in the comments box.

1. Laboratory

   a. Did an ADEC CS approved laboratory receive and perform all of the submitted sample analyses?

   Yes☒ No☐ N/A☐ Comments:

   b. If the samples were transferred to another "network" laboratory or sub-contracted to an alternate laboratory, was the laboratory performing the analyses ADEC CS approved?

   Yes☒ No☐ N/A☐ Comments:

2. Chain of Custody (CoC)

   a. CoC information completed, signed, and dated (including released/received by)?

   Yes☒ No☐ N/A☐ Comments:

   b. Correct analyses requested?

   Yes☒ No☐ N/A☐ Comments:

3. Laboratory Sample Receipt Documentation

   a. Sample/cooler temperature documented and within range at receipt (0° to 6° C)?

   Yes☒ No☐ N/A☐ Comments:

   b. Sample preservation acceptable – acidified waters, Methanol preserved VOC soil (GRO, BTEX, Volatile Chlorinated Solvents, etc.)?

   Yes☒ No☐ N/A☐ Comments:

L1419127

Laboratory Report Date:

11/14/2021

CS Site Name:

Speedway 5325 (Former T2GM #52)

c. Sample condition documented – broken, leaking (Methanol), zero headspace (VOC vials)?

Yes☒ No☐ N/A☐ Comments:

d. If there were any discrepancies, were they documented? For example, incorrect sample containers/preservation, sample temperature outside of acceptable range, insufficient or missing samples, etc.?

Yes☐ No☐ N/A☒ Comments:

No discrepancies documented.

e. Data quality or usability affected?

Comments:

No.

4. Case Narrative

a. Present and understandable?

Yes☒ No☐ N/A☐ Comments:

b. Discrepancies, errors, or QC failures identified by the lab?

Yes☒ No☐ N/A☐ Comments:

Runion Lot 5 (L1419127-09), Runion Lot 4 (L1419127-10), and Runion Lots 1 and 2 (L1419127-11): pH outside of method requirements.

c. Were all corrective actions documented?

Yes☐ No☐ N/A☒ Comments:

No corrective actions taken.

d. What is the effect on data quality/usability according to the case narrative?

Comments:

No effect on data quality/usability.

L1419127

Laboratory Report Date:

11/14/2021

CS Site Name:

Speedway 5325 (Former T2GM #52)

5. Samples Results

a. Correct analyses performed/reported as requested on COC?

Yes☒ No☐ N/A☐ Comments:

b. All applicable holding times met?

Yes☒ No☐ N/A☐ Comments:

c. All soils reported on a dry weight basis?

Yes☐ No☐ N/A☒ Comments:

No soil samples submitted to lab.

d. Are the reported LOQs less than the Cleanup Level or the minimum required detection level for the project?

Yes☐ No☒ N/A☒ Comments:

RW16-1 (L1419127-13)
LOQ greater than the Cleanup Level for analytes benzene, ethylbenzene, xylenes, naphthalene, 1,2,4-Trimethylbenzene, and 1,3,5-Trimethylbenzene.

e. Data quality or usability affected?

RW16-1 (L1419127-13)
No, data usability not affected for analytes benzene and naphthalene. These analytes with LOQ greater than the Cleanup Level had results that were reported as non-detect. It is assumed that the benzene and naphthalene levels exceed GCLs.

No, data usability not affected for analytes ethylbenzene, xylenes, 1,2,4-Trimethylbenzene, and 1,3,5-Trimethylbenzene. These analytes with LOQ greater than the Cleanup Level had results exceeding the Cleanup Levels.

L1419127

Laboratory Report Date:

11/14/2021

CS Site Name:

Speedway 5325 (Former T2GM #52)

6. QC Samples

a. Method Blank

i. One method blank reported per matrix, analysis and 20 samples?

Yes☒ No☐ N/A☐ Comments:

ii. All method blank results less than limit of quantitation (LOQ) or project specified objectives?

Yes☒ No☐ N/A☐ Comments:

iii. If above LOQ or project specified objectives, what samples are affected?

Comments:

iv. Do the affected sample(s) have data flags? If so, are the data flags clearly defined?

Yes☐ No☐ N/A☒ Comments:

No affected samples.

v. Data quality or usability affected?

Comments:

No.

b. Laboratory Control Sample/Duplicate (LCS/LCSD)

i. Organics – One LCS/LCSD reported per matrix, analysis and 20 samples? (LCS/LCSD required per AK methods, LCS required per SW846)

Yes☒ No☐ N/A☐ Comments:

ii. Metals/Inorganics – one LCS and one sample duplicate reported per matrix, analysis and 20 samples?

Yes☒ No☐ N/A☐ Comments:

L1419127

Laboratory Report Date:

11/14/2021

CS Site Name:

Speedway 5325 (Former T2GM #52)

iii. Accuracy – All percent recoveries (%R) reported and within method or laboratory limits and project specified objectives, if applicable? (AK Petroleum methods: AK101 60%-120%, AK102 75%-125%, AK103 60%-120%; all other analyses see the laboratory QC pages)

Yes☒ No☐ N/A☐ Comments:

iv. Precision – All relative percent differences (RPD) reported and less than method or laboratory limits and project specified objectives, if applicable? RPD reported from LCS/LCSD, and or sample/sample duplicate. (AK Petroleum methods 20%; all other analyses see the laboratory QC pages)

Yes☐ No☒ N/A☐ Comments:

LCS (R3719148-1)/LCSD (R3719148-2)
RPD for naphthalene, 1-methylnaphthalene, and 2-methylnaphthalene greater than 20%

v. If %R or RPD is outside of acceptable limits, what samples are affected?

Comments:

G-01 (L1419127-01), G-02 (L1419127-02), G-03 (L1419127-03), G-04 (L1419127-04), G-05 (L1419127-05), G-06 (L1419127-06), MW16-02 (L1419127-07), DUP1 (L1419127-08)

vi. Do the affected sample(s) have data flags? If so, are the data flags clearly defined?

Yes☒ No☐ N/A☐ Comments:

Yes, naphthalene, 1-methylnaphthalene, and 2-methylnaphthalene for the affected samples are flagged J3.

vii. Data quality or usability affected? (Use comment box to explain.)

Comments:

No. Naphthalene, 1-methylnaphthalene, and 2-methylnaphthalene for the affected samples are reported as non-detect, with two exceptions as described below.
MW16-02 (L1419127-07):
1-methylnaphthalene and 2-methylnaphthalene had reported detections. The detections are two orders of magnitude below the Cleanup Levels.
DUP1 (L1419127-08):
2-methylnaphthalene had a reported detection. The detection is two orders of magnitude below the Cleanup Level.

L1419127

Laboratory Report Date:

11/14/2021

CS Site Name:

Speedway 5325 (Former T2GM #52)

c. Matrix Spike/Matrix Spike Duplicate (MS/MSD)

Note: Leave blank if not required for project

i. Organics – One MS/MSD reported per matrix, analysis and 20 samples?

Yes☐ No☐ N/A☐ Comments:

ii. Metals/Inorganics – one MS and one MSD reported per matrix, analysis and 20 samples?

Yes☐ No☐ N/A☐ Comments:

iii. Accuracy – All percent recoveries (%R) reported and within method or laboratory limits and project specified objectives, if applicable?

Yes☐ No☐ N/A☐ Comments:

iv. Precision – All relative percent differences (RPD) reported and less than method or laboratory limits and project specified objectives, if applicable? RPD reported from MS/MSD, and or sample/sample duplicate.

Yes☐ No☐ N/A☐ Comments:

v. If %R or RPD is outside of acceptable limits, what samples are affected?

Comments:

vi. Do the affected sample(s) have data flags? If so, are the data flags clearly defined?

Yes☐ No☐ N/A☒ Comments:

L1419127

Laboratory Report Date:

11/14/2021

CS Site Name:

Speedway 5325 (Former T2GM #52)

vii. Data quality or usability affected? (Use comment box to explain.)

Comments:

d. Surrogates – Organics Only or Isotope Dilution Analytes (IDA) – Isotope Dilution Methods Only

i. Are surrogate/IDA recoveries reported for organic analyses – field, QC and laboratory samples?

Yes☒ No☐ N/A☐ Comments:

ii. Accuracy – All percent recoveries (%R) reported and within method or laboratory limits and project specified objectives, if applicable? (AK Petroleum methods 50-150 %R for field samples and 60-120 %R for QC samples; all other analyses see the laboratory report pages)

Yes☒ No☐ N/A☐ Comments:

iii. Do the sample results with failed surrogate/IDA recoveries have data flags? If so, are the data flags clearly defined?

Yes☐ No☐ N/A☒ Comments:

No failed surrogate/IDA recoveries.

iv. Data quality or usability affected?

Comments:

No affected samples.

e. Trip Blanks

i. One trip blank reported per matrix, analysis and for each cooler containing volatile samples? (If not, enter explanation below.)

Yes☒ No☐ N/A☐ Comments:

ii. Is the cooler used to transport the trip blank and VOA samples clearly indicated on the COC? (If not, a comment explaining why must be entered below)

Yes☒ No☐ N/A☐ Comments:

L1419127

Laboratory Report Date:

11/14/2021

CS Site Name:

Speedway 5325 (Former T2GM #52)

iii. All results less than LOQ and project specified objectives?

Yes☒ No☐ N/A☐ Comments:

iv. If above LOQ or project specified objectives, what samples are affected?

Comments:

No affected samples.

v. Data quality or usability affected?

Comments:

No affected samples.

f. Field Duplicate

i. One field duplicate submitted per matrix, analysis and 10 project samples?

Yes☒ No☐ N/A☐ Comments:

ii. Submitted blind to lab?

Yes☒ No☐ N/A☐ Comments:

iii. Precision – All relative percent differences (RPD) less than specified project objectives? (Recommended: 30% water, 50% soil)

$$\text{RPD (\%)} = \text{Absolute value of: } \frac{(R_1-R_2)}{((R_1+R_2)/2)} \times 100$$

Where R_1 = Sample Concentration
R_2 = Field Duplicate Concentration

Yes☒ No☐ N/A☐ Comments:

iv. Data quality or usability affected? (Use the comment box to explain why or why not.)

Comments:

No.

L1419127

Laboratory Report Date:

11/14/2021

CS Site Name:

Speedway 5325 (Former T2GM #52)

g. Decontamination or Equipment Blank (If not applicable, a comment stating why must be entered below)?

Yes☐ No☐ N/A☒ Comments:

No reusable equipment used during sampling.

i. All results less than LOQ and project specified objectives?

Yes☐ No☐ N/A☐ Comments:

ii. If above LOQ or project specified objectives, what samples are affected?

Comments:

iii. Data quality or usability affected?

Comments:

7. Other Data Flags/Qualifiers (ACOE, AFCEE, Lab Specific, etc.)

a. Defined and appropriate?

Yes☒ No☐ N/A☐ Comments: