Office of the State Veterinarian

DIVISION OF ENVIRONMENTAL HEALTH
DEPARTMENT OF ENVIRONMENTAL CONSERVATION

Summer 2017 Newsletter



in this issue

Office of the State Veterinarian

5251 Dr. Martin Luther King Jr. Ave
Anchorage, AK 99507
907.375.8215 phone
907.929.7335 fax
http://dec.alaska.gov/eh/vet

Robert Gerlach, VMD
Alaska State Veterinarian
907.375.8214
bob.gerlach@alaska.gov

Sarah Coburn, DVM, MS
Assistant State Veterinarian
907.375.8213
sarah.coburn@alaska.gov

Christoff Furin, PhD
Fish Program Manager
907.375.8211
christoff.furin@alaska.gov

Barbara Hanson
Dairy Sanitarian/
Produce Safety Specialist
907.375.8278
barbara.hanson@alaska.gov

Dena Cologgi, PhD
Program Coordinator
907.375.8212
dena.cologgi@alaska.gov

FROM THE STATE VETERINARIAN

Welcome to the Office of the State Veterinarian (OSV) newsletter! On behalf of all staff at the OSV, I'm pleased to bring back our newsletter as a way to provide updates and information about animal health, local food production, and environmental health from across the state. Whether you are a practicing veterinarian, farmer or rancher, pet owner, or just interested in learning more about the work of the OSV, this newsletter will provide a resource for both technical and practical information.

Each quarter, newsletter subscribers will find updates on what's happening in each of our programs, featured articles from our partners and collaborators, information on relevant state and federal regulatory changes, a calendar of events, and other topics of interest.

To receive future issues and occasional updates from the OSV, be sure to subscribe to our listserve at http://list.state.ak.us/mailman/listinfo/akstatevetnews. If you have topics or events that you would like included, or have additional suggestions for the newsletter content or format, please feel free to contact us at akstatevetnews-owner@list.state.ak.us.

What is the Office of the State Veterinarian?

The Office of the State Veterinarian (OSV) is part of the Alaska Department of Environmental Conservation's Division of Environmental Health. It is responsible for carrying out a variety of programs protective of both animal and human health, which in turn safeguard the health and food production capacity of Alaska's livestock, reindeer, and poultry, and prevent the transmission of animal diseases to humans.

The OSV operates within the "One Health" model. This model is a worldwide strategy which recognizes that human, animal, and environmental health are intricately related and seeks to expand interdisciplinary collaborations and communications across these health disciplines. The collaboration amongst animal health, environmental health, and public health agencies is demonstrated by the OSV's close working relationship with a number of diverse community, state, and national partners, many of whom will contribute content to our newsletter.

Continued on P.2

MEET
DR. SARAH COBURN

The OSV is very pleased to welcome our new Assistant State Veterinarian!

Prior to joining us at the OSV, Dr. Coburn worked for the USDA as a Veterinary Medical Officer in Vermont for two years, and then served as the North Slope Borough Veterinarian and Public Health Officer in Barrow for over five years. In this position, she provided veterinary care for pets and was responsible for animal care and control, as well as public health programs such as spay/neuter clinics, rabies prevention and control, environmental health, and food safety education. In this role, Dr. Coburn received the "My Vet's the Best" award by Pets Best Insurance in 2013 for her work providing exceptional veterinary care to pets in the challenging environment of rural Alaska.

At the OSV, Dr. Coburn's duties include managing the Produce Safety and Dairy Sanitation programs, as well as assisting with our many other projects and responsibilities.

FROM THE STATE VETERINARIAN

Specifically, OSV programs include:

Animal Health: The OSV is responsible for the prevention, control, and eradication of animal diseases in all animals in the state, including livestock and pets. This includes the management of animal imports, disease surveillance, and coordinating emergency response in the event of a disease outbreak or natural disaster.

Dairy: The OSV performs oversight of the dairy industry in accordance with the FDA's Grade "A" Pasteurized Milk Ordinance and ensures that milk and milk products sold into commerce are manufactured, sold, and delivered in a safe and wholesome condition.

Reindeer: The OSV oversees the producers and processors of reindeer intended to be sold as part of intrastate commerce for human consumption and ensures the commercial supply of reindeer meat is safe, wholesome, and correctly labeled and packaged.

Fish Tissue Monitoring: The OSV coordinates the collection and analysis of Alaska fish species for mercury, trace metals, radionuclides, and other environmental contaminants. Industry, regulators, scientists, and the public benefit from the information this program provides by being able to make informed decisions about fish consumption and the impact of environmental contaminants on commercial and subsistence fisheries in Alaska.

Produce: With a focus on food safety, the OSV has begun work with UAF's Cooperative Extension Service and the DNR's Division of Agriculture to implement the new federally required Food Safety Modernization Act (FSMA) Produce Safety Rule (PSR). The Alaska-specific Produce Safety Program will work closely with fruit and vegetable growers and other stakeholders throughout the state to ensure they continue to meet the federal requirements for safe production, harvest, and handling practices.

We look forward to providing information through this newsletter that will help your practice, business, and community stay healthy and flourish.

Thank you,
Dr. Bob Gerlach, VMD

OSV PRODUCE GROWERS FOOD SAFETY WORKSHOP

This Food and Drug Administration (FDA)-approved course will satisfy the Grower Training course requirements under the FDA's Food Safety Modernization Act (FSMA) Produce Safety Rule. The course and materials are free, but growers can receive an optional certificate of attendance for $35.

The course will provide a foundation of Good Agricultural Practices (GAPs), information on the FSMA Produce Safety Rule requirements, and details on how to develop a farm food safety plan. It is open to anyone interested in learning more about produce safety and GAPs!

Saturday, July 8, 2017
9:00 am — 5:00 pm
Alaska Garden and Pet (Alaska Mill and Feed)
1301 E. 1st Ave (corner of 1st Ave and Post Road), Anchorage, AK

We will be offering this workshop on an ongoing basis throughout the state. If you would like to schedule a training session in your area, please let us know!

To register or for more information, contact Barbara Hanson:

(907) 375-8278 or barbara.hanson@alaska.gov

HIGHLIGHT: ENVIRONMENTAL HEALTH LABORATORY

The Office of the State Veterinarian (OSV) is housed in the Environmental Health Laboratory (EHL), which is also part of the Department of Environmental Conservation's (DEC) Division of Environmental Health. The EHL performs a wide range of microbiological and chemical testing services to protect Alaskans' health. Examples of tests include marine toxins (shellfish meat), metals and radionuclides (fish tissue), water activity, water phase salt, and pH (cottage food), and bacterial contamination (manufactured food, shellfish growing waters, meat, and environmental swabs). The EHL supports DEC's Food Safety and Sanitation Program, the OSV, the Department of Health and Human Service's Division of Epidemiology, and the Municipality of Anchorage in foodborne illness investigations. In addition, the EHL certifies commercial and municipal laboratories to conduct analyses of drinking water.

The EHL provides facilities necessary for the OSV, including storage space for emergency response supplies, as well as a necropsy facility and laboratory space for processing animal samples and potential disease pathogens. In addition, the EHL is responsible for the preparation and handling of diagnostic samples and shipment to USDA-certified contract laboratories. The USDA Federal Veterinarian is co-located at the EHL, enabling coordination with our federal partners.

The EHL maintains the FDA-approved State Central Dairy Laboratory, where all regulatory samples from Alaska's dairies are analyzed. The close collaborative relationship with the EHL has allowed greater flexibly for analyzing routine dairy samples collected by the OSV, as well as samples required under an accelerated sampling plan to prevent extended shut down of a milk processing plant. Additionally, the EHL maintains a third-party laboratory certification program, which certifies screening labs at each dairy facility. This collaboration between agencies helps to ensure that milk and milk products sold into commerce are manufactured, sold, and delivered in a safe and wholesome condition.

In January 2017, the EHL received their ISO 17025 accreditation. By achieving this international accreditation, the EHL has demonstrated a rigorous quality assurance system on par with national FDA laboratories, as well as their ability to produce high-quality, legally defensible scientific test results. This achievement expands the ability of the State of Alaska to provide regulatory food testing in compliance with FDA requirements, quickly respond to foodborne illness outbreaks, and allows closer collaboration with other accredited public health partners nationwide.

The EHL's ISO 17025 accreditation specifically encompasses a scope of work that includes food pathogen testing, in support of the goals of the integrated food safety system (IFSS). IFSS is a national directive mandated by the Food Safety Modernization Act (FSMA) enacted in 2011. FSMA's implementation is designed to help prevent foodborne illness, rather than react to outbreaks after they occur.

To learn more about the EHL, visit: http://dec.alaska.gov/eh/lab/Index.htm.



ISO 17025 ACCREDITATION

is a requirement for the FDA's Manufactured Food Regulatory Program standards. Without meeting these standards, Alaska would no longer be eligible for FDA funds to inspect food manufacturers. In addition to the robust seafood export industry, whose importance to the State's economy is in the billions, over 200 individual small food producers in Alaska depend on the State's inspection and permitting program in order to access out-of-state and wholesale markets.

Food Safety Modernization Act (FSMA)

FSMA is a law passed by Congress in 2011. It was the first major overhaul of food safety law in the U.S. in 70+ years. The law was designed to enable the FDA to address the increasing incidence of foodborne illnesses across the U.S. and allows for the development of regulations to protect the safety of human and animal food, both imported and domestic. Certain **FSMA** provisions took effect immediately, including giving the FDA authority to enact mandatory food recalls in the event of an outbreak. Others will be phased in gradually.

Some Alaska farms will be affected by FSMA's ***Produce Safety Rule (PSR).*** These requirements apply to the growing, harvesting, packing, and holding of produce for human consumption.

Food safety is important for all growers!

Regardless of whether you are covered by the new regulation, you can protect your customers and your business by learning about and adopting the same good agricultural practices on which the **Produce Safety Rule** is based!

What is the FSMA Produce Safety Rule...

AND HOW WILL IT AFFECT ME?

If I am a grower, what do I need to do?

For most small farms, the PSR requirements are very few. The vast majority of growers in Alaska will either be **EXEMPT** or meet the **QUALIFIED EXEMPTION** criteria.

Who is EXEMPT?

Farms that sell less than $25,000 worth of PRODUCE (averaged over 3 years) will be exempt from the PSR. Produce includes fruits and vegetables, nuts, herbs, sprouts, and mushrooms.

Who is eligible for a QUALIFIED EXEMPTION?

If you sell more than $25,000 worth of produce annually and are not fully exempt, you may still meet the criteria for a qualified exemption. Qualified exempt growers are those who sell less than $500,000 worth of FOOD annually, and more than 50% of that food is sold to a QUALIFIED END USER within 275 miles of the farm, or within the same state or Indian reservation where the food was grown. A qualified end user is a direct consumer of the food, a restaurant, or a retail store. Food, in this case, refers to anything used as food or drink for humans or animals, including hay, grains, oilseed, meat, dairy foods, and seeds and beans used to grow sprouts.

Produce Safety Rule

The FSMA Produce Safety Rule addresses safe production, harvest, and handling practices for fruits and vegetables that are generally consumed raw.

It requires growers to:

- Test their agricultural water
- Enact worker health, hygiene, and food safety training measures
- Treat and use soil amendments properly (compost, manure, fish waste)
- Prevent contamination of produce by wild and domestic animals
- Provide safe handling and sanitation of produce
- Keep certain records

These requirements do NOT apply to food that is consumed on the farm, or to produce that is destined for commercial processing that will adequately reduce the presence of microorganisms. There are additional requirements for growing sprouts, due to the high incidence of foodborne illness associated with them.

If you are a qualified exempt grower, you are required to:

- Keep records of your annual food sales over the past three years and how much of that food was sold to qualified end users. This recordkeeping requirement is already in effect. A recordkeeping template is available at the OSV website.
- Provide the name and complete business address of the farm where the produce was grown. This can be either on the product label, on a poster or sign near the produce at the point of sale, or on documents delivered with the product (such as an invoice).

Training and Assistance for Growers

The OSV, in coordination with our partners at UAF's Cooperative Extension Service and the DNR's Division of Agriculture, will be hosting workshops for growers covered under the PSR and anyone interested in learning more about good agricultural practices and the FSMA PSR is welcome to attend. These workshops will begin July 8, 2017, and will be held throughout the year in different locations across the state.

For more information about our upcoming workshops or the PSR requirements, contact:

Barbara Hanson (barbara.hanson@alaska.gov)

SALMONELLA OUTBREAKS LINKED TO POULTRY IN BACKYARD FLOCKS

Earlier this month, the CDC released an advisory statement regarding eight multi-state outbreaks of *Salmonella* bacteria linked to backyard flocks of poultry. The affected individuals, mostly children under five years of age, became ill between January 4 and May 13, 2017, and had reported contact with live poultry in the weeks before their illness. The CDC is aware of 373 cases of illness in 47 states resulting in 71 hospitalizations, but no fatalities. Symptoms of the *Salmonella* infection include diarrhea, fever, and abdominal cramps. Most healthy adults will recover within a week without treatment, but at-risk populations such as children, the elderly, and those with compromised immune systems can experience severe illness, and in rare cases, death has been documented in previously reported outbreaks.

The CDC recommends the following steps to ensure your family is protected from harmful bacteria such as *Salmonella:*

- Thoroughly wash your hands after handling poultry, or working in the chicken coop or yard. If you were handling live poultry, be aware that your clothes and shoes may be contaminated.
- Children younger than five years, adults older than 65 years, and people with weakened immune systems should not handle or touch live poultry. These individuals may be more susceptible to *Salmonella* infection and should take extra precautions to avoid illness.
- Do not snuggle or kiss the birds, touch your mouth, or eat or drink around live poultry.
- Live poultry belong outside. Do not bring them into the house, especially in areas where food or drink is prepared, served, or stored.
- Clean equipment used to care for poultry, such as cages, feed, or water containers, outside. Set aside a pair of shoes for taking care of poultry and keep those shoes outside the house.

It is important to remember that although poultry may appear healthy, they can be carriers of *Salmonella* and other zoonotic pathogens, so the precautions described above are still warranted.

The OSV performs routine surveillance testing for Avian Influenza (AI) and *Salmonella* under the work plan of a cooperative agreement with the USDA Veterinary Services, as well as administering the oversight of the National Poultry Improvement Plan for poultry farmers in Alaska.

The OSV is here to help! If you believe you have experienced a live poultry-related *Salmonella* infection, would like to have your flock screened for AI and Salmonella, or have questions about how to keep your family and backyard flock safe and healthy, visit our website or give us a call.

Sources:

CDC Outbreak Advisory (June 1, 2017): https://www.cdc.gov/zoonotic/gi/outbreaks/livepoultry.html

CDC Information on Salmonella and Backyard Flocks: https://www.cdc.gov/features/salmonellapoultry/index.html



EGGS NO LONGER LINKED TO HEART DISEASE

Original Article: http://www.poultrytimes.com/poultry_today/article_8a11d3cc-2e9d-11e7-8dd0-a7a0e9ae1ab4.html

Poultry Times, May 2, 2017

There's yet another reason to enjoy eggs. Months after a study showed eggs reduce strokes, cardiologists in the *British Journal of Sports Medicine* discovered eggs, butter, and other sources of saturated fat do not clog arteries.

The new culprit is inflammation, more specifically, sugar which leads to inflammation. For people who have a sweet tooth, this is not good because sugar is not easy to recognize in some foods. Foods high in carbohydrates, such as white bread, may actually be full of sugar as the stomach turns certain types of carbohydrates into sugar.

WHAT IS PROP 90?

In 2016, the Alaska Board of Game proposed amending a regulation that would remove domestic sheep and goats from the 'clean list' and add fencing and permit requirements for sheep and goat owners within 15 air miles of Dall sheep habitat. Also known as "Prop 90," the proposal was tabled at the 2016 meeting after significant outcry by the public and others citing a lack of authority to regulate domestic animals (under authority of DEC) and the lack of any information that would demonstrate that wild sheep populations are at risk of contracting pathogens from domestic species. While the proposal is expected to be revisited this fall, the Sheep and Goat Working Group, composed of the OSV, representatives from the agricultural community, sheep and goat owners, other state agencies (ADF&G, DNR Division of Agriculture), and the Alaska Wild Sheep Foundation, have been meeting to develop a plan to address the underlying concern that domestic sheep and goats could transmit pathogens to wild populations.

"PROP 90" AND THE UPCOMING STUDY OF *MYCOPLASMA OVIPNEUMONIAE* IN ALASKA'S DOMESTIC SHEEP AND GOATS

What is *Mycoplasma ovipneumoniae* and what is the risk in Alaska?

In the western U.S., bighorn sheep populations have experienced severe and drastic population losses (up to 75-90%) due to outbreaks of pneumonia, in some cases following interaction with domestic sheep and goats. Currently, these outbreaks are thought to be attributed to the bacterium *Mycoplasma ovipneumoniae* (*Movi*), which is known to cause respiratory disease in wild sheep and goats, as well as domestic livestock.

At this time, little is known about the prevalence and distribution of *Movi*-associated respiratory disease, carrier states (which seem to vary between sheep and goats), and shedding patterns. The impact, if any, of this bacterium on wild sheep and goats in Alaska is also unknown.

Due to the structure of farms in Alaska, it is probable that the risk of *Movi* being transmitted from domestic animals to wildlife is lower than in other areas of the country. Since Alaska has relatively few farms, and comparatively small numbers of sheep and goats per farm, the total number of livestock overall is very low. Farm management structure is also different in that there are fewer imports into the state, livestock must be confined/fenced, and open grazing is not permitted for domestic livestock. Most farms are also situated in populated areas of the state and do not border wild sheep, goat, or musk ox habitat. However, scattered farm locations do occur in proximity to these habitats, and although reports are rare, wild sheep and goats have ventured into urban settings in the past. Due to these factors, disease transmission from domestic livestock to wildlife in Alaska is unlikely, it is not outside the realm of possibility.

What is being done?

Due to the potentially severe consequences of *Movi* infection for Alaska's wildlife, it is imperative that more information is collected in order to gain a better understanding of the issue, and determine if it is, or could become, a problem in Alaska. To address this question, the Alaska Department of Fish and Game has been collecting surveillance samples from wild sheep and goats across the state. Fortunately, the pathogen has not been identified to date.

The OSV is also undertaking a pilot study in collaboration with the Alaska Farm Bureau, the Alaska Department of Natural Resources, the Washington Animal Disease Diagnostic Laboratory, and the U.S. Department of Agriculture to determine the prevalence and distribution of *Movi* in domestic sheep and goats in the state. These data will allow us to compare our findings to results of studies done in the western U.S. and Canada so we can assess the risk and make decisions based on scientific data and knowledge, rather than subjective opinions.

In order to obtain a large and representative set of data, the OSV is seeking help from local farmers and veterinarians to make this study a success. Anyone who owns sheep and goats is encouraged to participate. The testing is confidential, and there will be no charge for running the diagnostic tests.

Continued on P.7

"PROP 90" AND THE UPCOMING STUDY OF *MYCOPLASMA OVIPNEUMONIAE* IN ALASKA'S DOMESTIC SHEEP AND GOATS

Continued from P.6

What does the study entail?

Each participating farmer will answer general questions about management practices on the farm. A trained veterinarian or technician will then collect samples (blood, conjunctival swab, nasal swab) from each member of the herd or flock. The samples will be identified by a code known only to the sample collector and the owner of the animal. The samples will be shipped free of charge to the USDA Agricultural Research Laboratory and the Washington Animal Disease Diagnostic Laboratory for analysis. The farm code-protected results will be sent to the OSV and shared with the Sheep and Goat Working Group, but these organizations will not be informed of the identity or location of the participants.

How can I participate?

It's easy! If you are a sheep and/or goat owner, all you have to do is fill out a short survey and allow a veterinarian to collect samples from your animals.

If you would like additional information about the study, contact the OSV, your local veterinarian, Amy Seitz at the Alaska Farm Bureau, or visit our website. Participation in this study is voluntary, and results will remain confidential. All supplies, testing, and shipping costs will be covered, but owners will need to cover the costs of the veterinary visit to the farm.

We appreciate your help in protecting the health of both domestic and wild sheep and goats in Alaska by contributing to this study!

The Basics of the Veterinary Feed Directive (VFD) Regulations

Effective January 1, 2017, stricter federal rules will regulate how medically important antibiotics — medications that are important for treating human disease — can be administered to animals in their feed and drinking water. Among other things, the U.S. Food and Drug Administration will now require veterinary oversight whenever such antibiotics are administered to any food animal species via feed or water, ***even if the animals are not intended for food production.*** From pet rabbits and pigs, to backyard poultry, to large livestock farms, and even honeybees, the same restrictions will apply.

All medically important antibiotics approved for use in feed or water for food animal species will require a Veterinary Feed Directive (VFD) or a prescription.

More info at: https://www.avma.org/KB/Resources/Pages/VFD123.aspx

ANIMAL DISEASE TRACEABILITY

Animal disease traceability is a livestock-tracing tool necessary to respond to animal health disease events. Knowing where diseased and exposed animals are, and where they've been, is important to ensure a rapid response to an outbreak. This system helps reduce the number of animals involved in an investigation, reduces the time needed to respond, and decreases the cost to farmers and the government. This will not impact intra-state movement so should not be a concern unless you are shipping animals in to or out of the state

The USDA Animal Disease Traceability (ADT) rule went into effect March 11, 2013. The ADT rule's core principle will require that livestock moving interstate must be officially identified and accompanied by a certificate of veterinary inspection. Due to changes within the rule, some forms of identification used in the past may no longer be official once the rule is fully implemented.

Official identification is required for the following:

All sexually intact beef cattle 18 months of age or over.

All dairy cattle and bison of any age.

All cattle used for rodeo, recreation, show, or exhibition.

All sheep, except market lambs less than 18 months of age. Scrapie ear tags are accepted.

The requirements do not apply to livestock moving to a slaughter facility in accordance with Federal and State regulations.

Acceptable forms of identification:

Official ear tags: metal or 840-compliant (RFID or visual)

Registered breed tattoos when accompanied by certificate

ANIMAL IMPORT REGULATIONS

Alaska Statutes
Updated March 2017

The State of Alaska's updated Animal Import Regulations are in effect!

Some requirements have been eliminated, and others have changed to be consistent with federal law. Please take a moment to review the new regulations and ensure the animals you are importing will be in compliance.

Please visit our website for helpful fact sheets about importation requirements, a link to the regulations, and to obtain an import permit online via the Animal Tracking System.

Animal Health Regulations (18 AAC 36)
Amended as of March 24, 2017:
http://dec.alaska.gov/commish/regulations/pdfs/18-aac-36.pdf

Animal Tracking System:
https://dec.alaska.gov/Applications/EH/ATS/index.html

USDA CORNER

Interstate and International Health Certificates

Please exercise caution when issuing Interstate and International Health Certificates.

Animal Movement requirements can change, and many do so on a frequent basis due to disease outbreaks, or political or economic factors. For that reason, specific requirements based on the state or country of destination, type of animal, and purpose of travel should be researched by the accredited veterinarian. AVMA-PLIT has several examples of accredited veterinarians who issued Health Certificates that did not meet the requirements. These veterinarians were found at fault and were required to reimburse the owners for the expenses they incurred dealing with these issues.

The links below are an aid to determine the correct International Health Certificate form needed, any testing, vaccination, and other requirements or procedures for issuing and obtaining endorsement by USDA Veterinary Services, if necessary. However, if questions remain, contact the USDA, Veterinary Services Alaska at (907) 688-1229 or email at alaska.import.export@aphis.usda.gov.

Import/Export Requirements: https://www.aphis.usda.gov/aphis/ourfocus/importexport

APHIS Pet Travel: https://www.aphis.usda.gov/aphis/pet-travel/

Accreditation Status Online Access

Veterinarians are now able to check their accreditation status online at:
https://www.aphis.usda.gov/aphis/ourfocus/animalhealth/nvap/ct_areavet
The veterinarian's 6-digit accreditation number and last name are required.

Correct Drug Dosing for Animals: Apps and Online Tools

Original Article:
http://www.dairyherd.com/advice-and-tips/calf-and-heifer/apps-and-aids-correct-drug-dosing

The label on pharmaceutical containers is the law, so it is crucial to observe and follow the instructions on the drug label, and to record the intended treatment prior to administering any medications to your animals. However, the space on the label may not include all the information you may need, such as correct dosage and withdrawal information. Recognizing the need for easy access to all of these details, there are several drug-information resources that are available online or via an app:

- CVP Vet by the Compendium of Veterinary: CVP Vet is a highly comprehensive app that features more than 5,000 pharmaceutical, biological, feed medication and parasiticide product monographs. It is sponsored by Bayer and is available here: https://itunes.apple.com/us/app/compendium-of-veterinary-products-cvp-vet/id400724036?mt=8.
- VetGRAM by the Food Animal Residue Avoidance Databank (FARAD): VetGRAM is available as both a mobile-friendly site and as an app that allows users to find information to assist food animal veterinarians and producers with reducing the risks of causing violative drug residues. VetGRAM is an up-to-date, informational resource for approved uses, restrictions, and required withdrawal times for drugs approved in food animal species.

EQUINE RESPIRATORY DISEASE SURVEILLANCE STUDY

Original Article:

http://www.thehorse.com/articles/27694/respiratory-disease-surveillance-study-two-year-results

The first two years of results are in from an ongoing surveillance study at the University of California, Davis (UC Davis), School of Veterinary Medicine that examines the prevalence of respiratory pathogens in U.S.-based horses. In the study 95 veterinary practices in 23 states collected blood and nasal secretions from horses, donkeys, or mules with acute infectious upper respiratory signs.

Of the 761 horses with clinical signs of acute respiratory disease, 26.4% (201 horses) tested positive for one or more of four common respiratory pathogens: equine herpesvirus, types 1 and 4 (EHV-1 and EHV-4, respectively), equine influenza virus (EIV), and Streptococcus equi subsp. equi (strangles). Of these four, EHV-4 had the highest detection rate (82 cases), followed by EIV (60 cases), strangles (49 cases), and EHV-1 (23 cases). Fifteen of those 201 horses tested positive for two pathogens, and one was infected with three of the four. The remaining 76.3% (560 horses) did not test positive via PCR for any of the four pathogens included in the study.

Researchers found that the different diseases affected different age groups, with the largest number of EHV-4 cases occurring in very young horses (less than a year in age). Equine influenza occurred most frequently in juvenile horses (1 to 5 years of age). Strangles was reported most frequently in horses 6 to 10 years of age, and EHV-1 was most commonly detected in horses 11 to 20 years of age. Respiratory disease cases varied by season, with EHV-4 cases detected mainly during the autumn and winter months, and EIV and strangles cases seen mainly in the winter and spring, the researchers noted.

The following clinical signs and symptoms were noted in the animals studied:

- Nasal discharge was the most commonly reported clinical sign (76.2%), followed by fever (56%), depression (51.3%), coughing (45.3%), and anorexia (43%);
- Ocular discharge and lower limb swelling were reported in less than 10% of cases;
- On average, EHV-1 was characterized by fever; EHV-4 was characterized by nasal discharge and fever; EIV was characterized by depression, nasal discharge, fever, and coughing; and strangles was characterized by depression, nasal discharge, fever, coughing, and anorexia;
- Neurologic signs were associated with both EHV-1 and EHV-4 infections.
- Nicola Pusterla, DVM, PhD, Dipl. ACVIM, the lead investigator noted that the results emphasize the need for regular monitoring, immunization (depending on the risk of exposure), and using and applying basic biosecurity measures
- The full details and results of this study, *Surveillance programme for important equine infectious respiratory pathogens in the USA* (Pusterla et al., 2011), are described in a publication available on PubMed: https://www.ncbi.nlm.nih.gov/pubmed/21676986.

FISH MONITORING PROGRAM SURVEY

The OSV's Fish Monitoring Program is conducting a short survey to learn more about fish caught and eaten in Alaska, and whether you have concerns about contaminants in those fish.

You can learn more about the Fish Monitoring Program in future issues of this newsletter, or by visiting our website:

http://dec.alaska.gov/eh/vet/FMP.html

To take the survey, choose the appropriate link below, or visit the OSV website.

Sport or Subsistence Fishermen and Members of the Public:

https://www.surveymonkey.com/r/T3TS7X8

Members of the Seafood Industry (Catching, Processing, Selling, Managing, Etc.)

https://www.surveymonkey.com/r/MYRMHFB

WE'VE GONE GREEN!

In an effort to conserve our natural resources and reduce waste, we will be providing printed copies of our newsletter *by request only*.

If you would like a printed copy for your office or organization, please let us know and we will be happy to mail one to you!

Otherwise, please enjoy (and share!) our newsletter electronically.

Thank you for helping us help the environment!

UPCOMING EVENTS

Produce Growers Workshop	Anchorage, AK	July 8, 2017
Southeast Alaska State Fair	Haines, AK	July 27—30, 2017
Deltana Fair and Music Festival	Delta Junction, AK	July 28—30, 2017
Tanana Valley State Fair	Fairbanks, AK	August 4—13, 2017
Kenai Peninsula Fair	Ninilchik, AK	August 18—20, 2017
Alaska State Fair	Palmer, AK	August 24—September 4, 2017
Alaska Veterinary Medical Association Annual Symposium	Fairbanks, AK	October 6—8, 2017
Alaska Food Policy Council Festival and Conference	Fairbanks, AK	November 3—4, 2017
Alaska Farm Bureau Annual Meeting	Homer, AK	November 3—4, 2017
Board of Game Meeting	Anchorage, AK	November 10—17, 2017

Subscribe to the OSV Newsletter!

To receive future issues and occasional updates from the OSV, be sure to subscribe to the listserve at http://list.state.ak.us/mailman/listinfo/akstatevetnews.

If you have topics or events that you would like included, or have additional suggestions for the newsletter content or format, please feel free to contact us at akstatevetnews-owner@list.state.ak.us.