

Pipes and Piping

- Fuel lines running underground, in or under floors should be continuous (no connections) from the tank to the furnace.
- Supply & return lines in the ground or incased in concrete should be in a non-metallic liquid-tight conduit.

Tank Vents

- Tanks must be vented to the atmosphere.
- Tanks 660 gallons or larger are required to have a 2 inch vent.
- Vents should have a weatherproof cap or have a gooseneck.
- Vents should be located at least 2 feet from any building opening.

Alarms and Gauges

- All tanks should have a method for determining fuel level.
- Underground or remote fill tanks should have a whistle alarm to prevent overfills.

Fire and Building Codes

Always check with local building authorities and fire departments before installing a heating oil tank. Local codes may be more strict than state or federal codes.

For more information on heating oil systems visit:

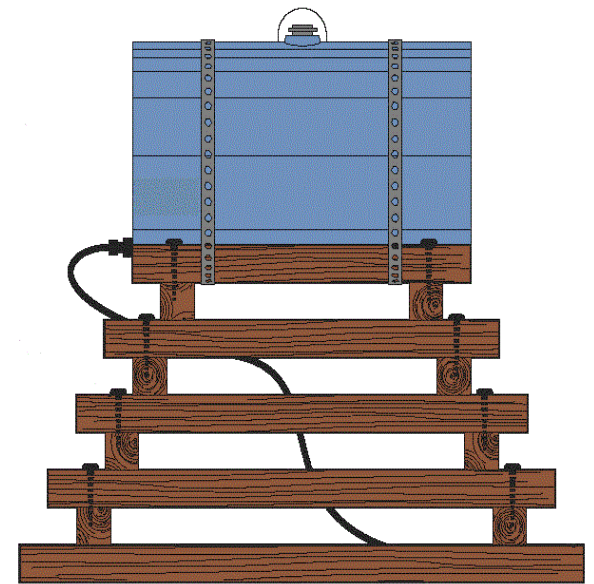
<https://dec.alaska.gov/spar/ppr/prevention-preparedness/hho-tanks/>

ADEC Response Line

1-800-478-9300

ReportSpills.alaska.gov

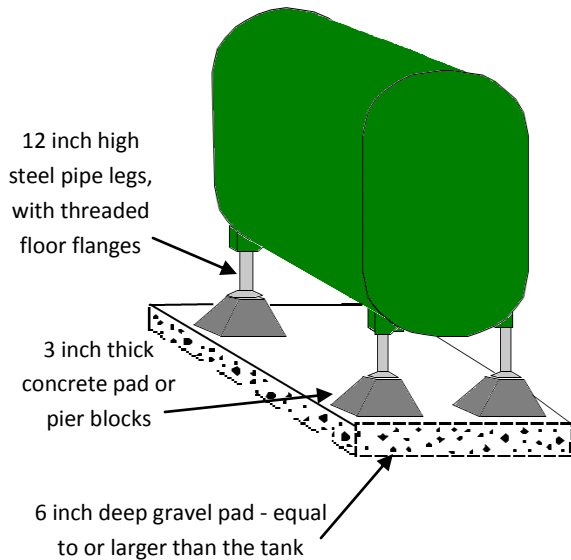
Home Heating Oil Tank Installation Guidelines



**Alaska Department of
Environmental Conservation**
Division of Spill Prevention and
Response

Aboveground Tank Installation

Example of a Good Tank Foundation



- The annual freezing and thawing of soil makes an adequate foundation and support system critical.
- Avoid locating the tank and piping in areas with high foot traffic and snow storage areas from plowing.
- Snow and ice from overhead roofs can damage your tank. Try to locate the tank on the gable end of a building.
- Tank should be accessible for the fuel delivery company.

Examples of Good & Bad Tank Locations



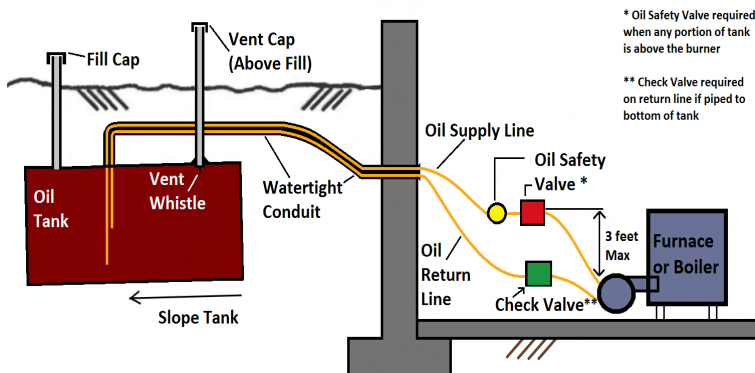
Damage from above snow and ice can cause the tank or lines to fail.

Tank with a roof to prevent damage from ice and snow.



Underground Tank Installation

Typical Underground Oil Tank Installation



- Hire a professional contractor who has experience installing underground tanks.
- Observe and photograph the installation. Save all equipment, work receipts and warranties.
- Make sure that the underground tank is coated with an exterior coating to prevent or reduce the chance of tank failure due to corrosion.

Underground Installation Recommendation

PROPERTY LINE Check Building Codes for all Requirements

