













Flood Preparation and Response Checklist

Prepare:

-  Keep a supply of emergency food, water, and medication in a safe, dry place.
-  Print DEC's Spill Reporting Placard and pin to your refrigerator so that you're ready to report a spill.
-  Find out where you can buy dry or blocked ice to keep your refrigerator cold in the event of a power outage.
-  Do you operate a rural solid waste & recycling program? Brush up on seven priority actions you can take immediately to protect your community.

Respond:

-  Inspect your onsite sewer system.
-  Thoroughly dry wet wood before burning.
-  Properly dispose of solid and hazardous waste.
-  Do not consume well water or any food that comes into contact with flood water.
-  Suspect your well is damaged? Review safety information on our website before inspecting.
-  Close all home heating oil tank connections and anchor tanks and cradles to prevent from being swept away.

**Report All Spills:
1-800-478-9300**

Find more detailed information on these Flood Preparation and Response tips here: <https://dec.alaska.gov/flood>

