



Department of Environmental Conservation's Air Monitoring Program Community-Based Air Monitoring Project

2024-25 Winter Season Air Quality Report for Ninilchik Community Library, Ninilchik, Alaska

The QuantAQ MODULAIR™ sensor in Ninilchik (15858 Sterling Hwy, Ninilchik, AK 99639) was installed on 05/13/2024.

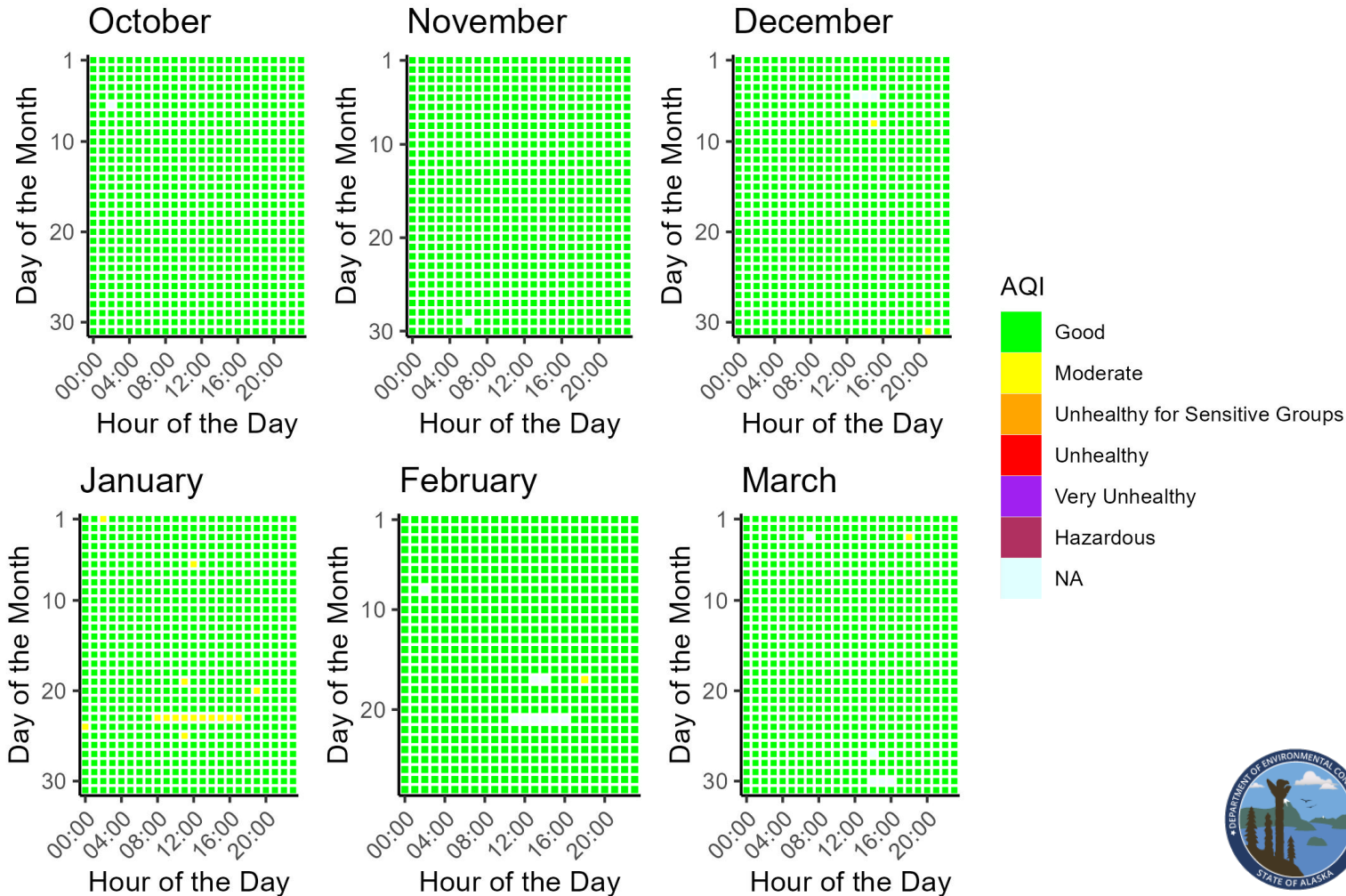
The sensor measures for carbon monoxide (CO), ozone (O₃), nitrogen oxide (NO), nitrogen dioxide (NO₂), particulate matter (PM_{2.5} and PM₁₀), temperature (°C), and relative humidity (RH). Data is collected every minute and is then processed into hourly averages.

The sensor in Ninilchik has run well since its installation in May of 2024; there have been no physical issues with the sensor.

This data report covers the date range of October 1, 2024, to March 31, 2025.

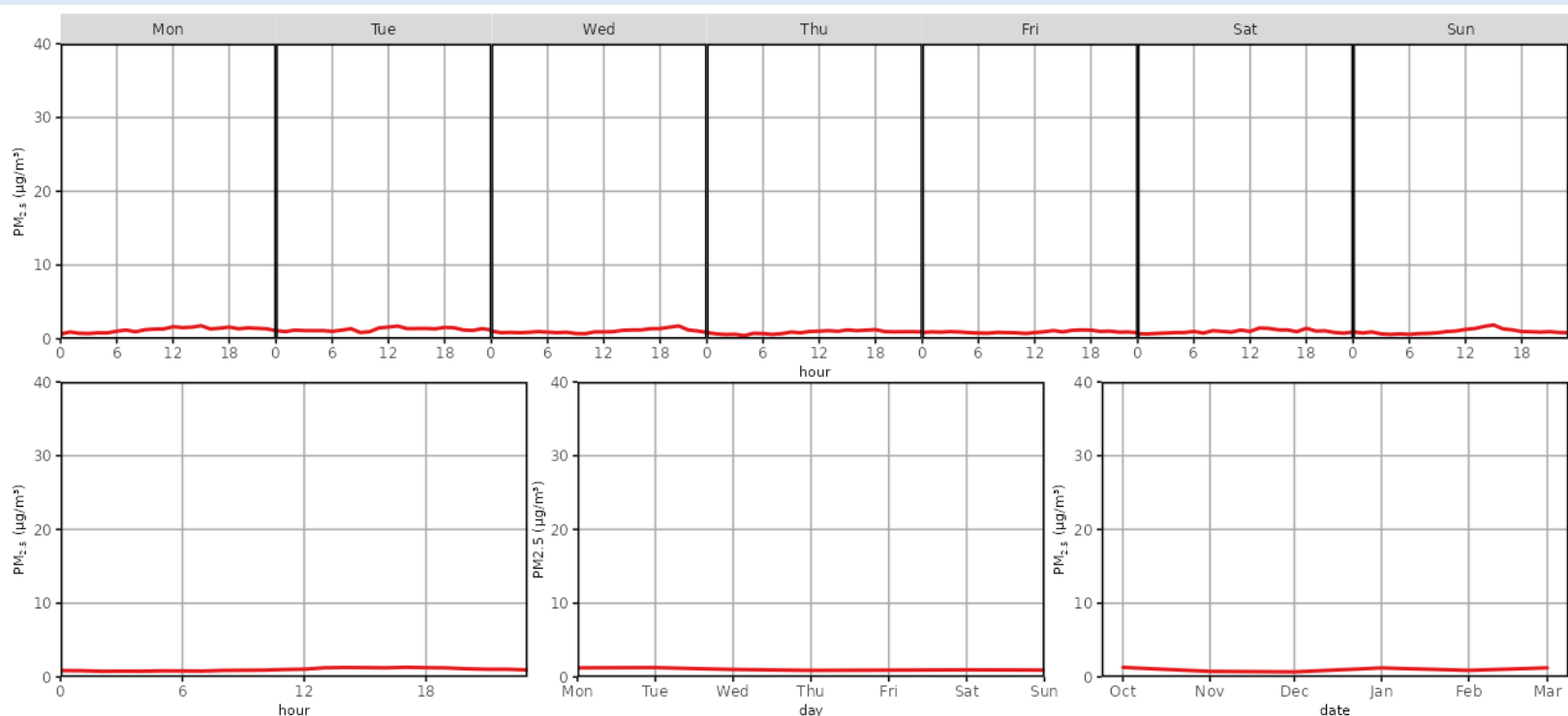


Daily PM_{2.5} Air Quality Index (AQI) for October 1, 2024 – March 31, 2025



2024-25 Winter Season Air Quality Report for Ninilchik Community Library

Median PM_{2.5} Concentrations for October 1, 2024 – March 31, 2025



Descriptive Statistics of Air Pollutants*

Parameter	1-hr PM _{2.5} (µg/m³)	24-hr PM _{2.5} (µg/m³)	1-hr PM ₁₀ (µg/m³)**	24-hr PM ₁₀ (µg/m³)**	1-hr O ₃ (ppb)	1-hr NO ₂ (ppb)	1-hr NO (ppb)	1-hr CO (ppb)
Min	0.01	0.28	0.00	0.04	4.40	7.24	1.05	0.25
Mean	1.51	1.49	12.50	11.30	29.00	21.07	3.06	0.29
1 st Max	16.99	8.41	828.00	67.04	42.20	30.64	10.83	1.08
2 nd Max	16.15	4.87	802.00	51.67	41.90	28.25	8.79	1.00

Data Discussion

Ninilchik's PM_{2.5} ambient air quality for the winter 2024-25 season fell mostly in the “good” range of the Air Quality Index (AQI; more information about AQI is provided on page 3), with a single brief period of “moderate” air quality in January. Diurnal patterns show little variability of PM_{2.5} concentrations across different days of the week. From October to March, PM_{2.5} concentrations remain low and steady with a slight increase seen in January.

* These statistics are based on preliminary data readings and are intended to provide a brief overview of sensor activity. Finalized data may be obtained upon request and through our annual statistical reports. Data from the community sensor network is non-regulatory and not comparable to the EPA's National Ambient Air Quality Standards (NAAQS; more information about the EPA NAAQS is provided on page 3).

** PM₁₀ particle sensors are influenced by weather events such as fog and snow due to hygroscopic effects, creating false maximum values that do not pose health risks.



Resources



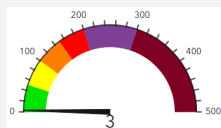
[Alaska Department of Environmental Conservation](#)



[EPA NAAQS Information](#)



[Air Quality Index \(AQI\) Basics](#)



[Real-Time AQI Data](#)



Data Access

To access historical data for your community's sensor, please email a request to:
AMQA-Data-Request@alaska.gov . Data will be provided in Excel or .csv format.

Questions or Comments?

Please contact us!

Isaac Van Flein (Fairbanks): 907-451-2253 / isaac.vanflein@alaska.gov

Ayla Crosby (Anchorage): 907-269-7750 / ayla.crosby@alaska.gov

